

ラーフィダーン

第 XVI 卷 1995

テル・ソンゴルBの発掘報告 (英文)

松本 健・横山昭一

テル・ソンゴルAの発掘報告ーサマッラ期ー (英文)

鎌田博子・大津忠彦

蛍光X線解析法によるテル・ソンゴルA, B, C及びテル・グッパの土器分析 (英文)

望月明彦

国士舘大学イラク古代文化研究所

© 1995 The Institute for Cultural Studies of Ancient Iraq
Kokushikan University, Tōkyō

ISSN 0285 - 4406

Published by the Institute for Cultural Studies of Ancient Iraq
Kokushikan University, 844 Hirobakama, Machida, Tōkyō, Japan

Printed in Japan
by TOPRI Co. Ltd., Tōkyō

ラーフィダーン

AL-RĀFIDĀN

第 XVI 卷 1995

目 次 ————— CONTENTS

Excavations at Tell Songor B

Ken Matsumoto and Shoichi Yokoyama 1

Fourth Report on the Excavations at Tell Songor A

Hiroko Kamada and Tadahiko Ohtsu 275

X-ray Fluorence Analysis of the Pottery Fragments Excavated at Tell Songor A,
Tell Songor B, Tell Songor C and Tell Gubba

Akihiko Mochizuki 367

The Report of the Excavations at Tell Songor B

Ken Matsumoto* and Shoichi Yokoyama**

Preface

On September, 1977, the Kokushikan University Archaeological Expedition to the Southwestern Desert Sites headed by Prof. Hideo Fujii sent Matsumoto to Baghdad as an advance member of the expedition in order to continue investigations. Just when Matsumoto went to the Iraqi State Organization of Antiquities and Heritage to report the start of excavations at Al-Tar Caves, Dr. Muayad Said Damerji, President of the State Organization, kindly proposed that we should conduct excavation at the tells in the Hamrin Basin. And Prof. Nikolas Postgate, who happened to be at the President's room then, suggested to us that the Hamrin Region was still in an unexcavated area rich in various important sites located at the intersection open to every direction. This was indeed the beginning for the Kokushikan University Archaeological Expedition to Iraq to start excavations at those tells on a full scale. First of all, the expedition consisting of Matsumoto, Odani and Okada visited the sites in the Hamrin Basin for the first time on September 25, 1977 for the purpose of deciding which site to choose for excavation. In those days, excavation work had been in progress at Tell Suleimeh and Tell Baradan by the Iraqi expedition and at Tell Yelkhi by the Italian expedition. From among a large number of those site groups, Tell Gubba was finally chosen as our excavation target by Prof. Fujii, because it was a very old site and its area just fit for our work. By and by, we had a house to stay at Baradan Bawii. But it was the remotest place in the site from Jalawla town closest to the dam. Nearby, there was only a village composed of several houses called Nuri Amin. So, it was very inconvenient for us to stay there, without any facilities for electric, water services, or stores for shopping except for a bad road. In spite of that, we were able to start our work while repairing the vacant house which was provided for our stay, thanks to many kindnesses from the villagers living nearby and the Iraqi expedition members at Tell Baradan. It was October 29, 1977.

And the result of our distribution survey at the surrounding sites is that we could identify Tell Songor, Telul Hamediyat, Tell Imelihiyeh and Telul Khabari. With a gradual increase in members, our fieldwork at Gubba began to go on more smoothly, so that our excavation work at Tell Songor was thus started. It was November 3, 1977. In this way, some years went by while we were devoted to excavation and finds' pigeonholing without repose throughout all seasons. As soon as the site's period and character have been gradually made known, we have come to tackle a lot of problems to solve. We owe very much to the Hamrin Group-Site what we have learned today. During that time, however, on the initial day of the international symposium which was held by the teams from some countries working at Tell Suleimeh, Hamrin, we had to experience the sad traffic accident befalling to Prof. Fuad Safar. And some other day, villagers brought us several pieces of clay tablets gathered at Tell Imelihiyeh. Later, a German expedition had their dwellinghouse at Nuri Amin for their excavation at Tell Imelihiyeh, Zubeidi, and a Australian expedition started their excavation at Tell Abbabra, and a Belgian expedition at Tell Sabra. In so doing, hustling and bustling around our area increased with the team members enjoying friendly exchange day by day. Moreover, the symposiums sponsored by the Iraqi government began to be held, where scientific studies and friendly relations were exchanged. Finally, in the early March of 1980, the dam was

* The Institute for Cultural Studies of Ancient Iraq, Kokushikan University

** Curator, the Folk Museum of Meguro, Moriya Educational Hall, Meguro - City, Tokyo

completed, and we saw water lapping against the excavated area until at last it flowed into the trial trenches. With the collapse of the walls of the structures and the sections, the sites quickly went out of sight into the water. Having no time to bid farewell to the disappearing site, we had to hastily carry away our excavated things and daily necessities by car all through the night into Bahijeh, where there is a site museum, while driven away by the collecting water for new dam. It was March 27, 1980.

After that, from April to September 1981, Matsumoto stayed in Bahijeh for systematical study of the finds over again together with Mr. Hiroyuki Ii and Mrs. Mitsuyo Ii. With the outbreak of the Iraq-Iran War, we were sometimes afraid that Jalawla and its surrounding area in the Hamrin Basin would be in danger. But our systematical study there was roughly over without trouble.

The investigation was carried out through the cooperation between the Japanese team and the Iraqi team. Given below are the members who directly took part in the excavation at Tell Songor B:

Director: Hideo Fujii

Researchers: Ken Matsumoto

Shoichi Yokoyama

Katsuhiko Ohnuma

Masanori Kawamata

Yasuyoshi Okada

Shigeru Aoki

Sanae Kanda

Hidemi Ishida

Yo Wada

Researchers from the Iraqi State Organization:

Sd. Muhammad Abdul-Kadel Al-Mossa

Sd. Mahumud Ismail Mahumud

Sd. Ahmad Mutar Aleed

Sd. Salahadeen hamed Ferid

Participants on the spot:

Yo Miyakoshi

Motoko Inaba

Acknowledgments

The excavation survey was carried out at the request of the UNESCO Site Salvation Program to be caused by the Hamrin Dam Construction, which was financed by the Grant-in-Aid for Scientific Research of the Ministry of Education, Science and Culture — Subsidy for Overseas Scientific Studies— (1977 - 1981). Moreover, it was financially aided by Kokushikan University, Mitsubishi Foundation and Ishibashi Foundation.

We would like to express our sincere thanks to Dr. Muayad Said Damerji, President of the Iraqi State Organization of Antiquities and Heritage, Dr. Abu as Soof, Director of the Hamrin Excavation Survey, the staff of the Japanese Embassy at Baghdad, and the Iraqi and some other countries' expeditions, all of whom were so kind as to help us with our smooth progress of work in every respect. Our sincere gratitude also goes to all the members of the Institute for Cultural Studies of Ancient Iraq, Kokushikan University, who gave us every facility for office duties during the work.

This is a part of the article reported in Hamrin Report 6 (State Organization of Antiquities and Heritage,

Baghdad) and Report of the Excavations at Tell Songor B — Graves —, which appeared in AL-RAFIDAN Vol. IX.

Chapter I Geographical Location and Progress of Excavation Survey

1. Geographical location

From the northeastern part toward the southeast of the present Iraq, the Zagros Mountains are running with their surfaces exposed and their waving ridges are seen ranging in parallel from the northeast to the southeast in parallel, overlapping each other. At the western end of the Zagros Mountains, there is the Hamrin Mountain Region running in the northeast part of Iraq, protruding toward the Mesopotamian Lowland. The distance between the very ridge and the ridge lying deeper is 20 - 30 km away, and on the northeast side along the Hamrin Mountain Region, there further develops a long basin-like land. The mountain region includes the junction of the Tigris river with the Lesser Zab river in the north, and it is severed by the 'Uzaim river in the south, and the Diyala river further in the south. Thus, the earth and sand carried in from the Zagros Mountain Region are once accumulated here in the Hamrin Basin before flowing out into the lowland toward Baghdad, further south by way of the rivers.

Topographically speaking, the Hamrin Basin is located on the border between the northeastern mountain area and the southwestern Mesopotamian lowland. This is an important factor for having created different cultures here all through the ages. In particular, in the prehistoric Hassunah, Samarra and Halaf periods, it can safely be said that the Hamrin Mountain Region used to function as the south limit. Later in the historic age, it worked as the border with Assyria in the north and Babylonia in the south. And various exchanges along the rivers remarkably flourished. The Diyala running near the site seems to have played an important part in the exchange along the river. In this way, the Hamrin Basin has the roles as the border of a cultural, economic exchange area between the lateral exchange along the mountains and the vertical exchange by means of the rivers, the topographical border between the mountain area and the flatland area, and the climatic border between the rainwater farming area with the annual rainfall of 200 mm and the arid area with less rainfall.

In the Hamrin Basin and at the foot along its mountain area, there is a wide distribution of site-groups in the Samarra and Halaf periods such as the Hassunah Site in the north, the Samarra Site, the Mattarah Site, the Songor Site and the Choga Mami Site.

Furthermore, it has been found out by survey that a large number of prehistoric sites exist in the neighborhood of Gubba and Songor. They are Tell Songor A, Tell Rihan I and Tell Rubeideh, in the Samarra period, Tell Rihan III in the pre-pottery neolithic age, located south of the Narin river in the earliest; Tells Songor A, B, Tell Hassan and Tell Abu Husaini in the Halaf period; Tells Songor A, B, C, Tell Abada, Tell Rashid, Tell Madhhur, Tell Ayash, Tell As Saadiya, Khayat Qasim and Tell al Khubari in the Ubaid period. In addition, there are Tell Gubba in the Jemdet Nasr period: Tell Gubba, Tell Madhhur, Khayat Qasim III and Ahamad al-Hattu in the Early Dynastic period.

It is thus suggested that the Hamrin Basin has been very important as a negotiation base as well as a political, geographical border from the pre-pottery neolithic age up to the present time.

Situated at 34° 12' N.L. and 44° 50' E.L., Tell Songor B is in the middle of Tell Songor groups which are about 500 m ESE away from Tell Gubba. And Tell Songor A is 30 m SW distant, and Tell Songor C, 40 m NE away from Tell Songor B, respectively.

Low hills of Telul Hamediyat are developing to the south of Tell Songor A, and there is a natural hill (Tell Germez) running on the Narin river. In the area of Tell Gubba, Tell Songor and Telul Hamediyat, there are the Diyala river in the east, the Hamrin Mountain Region in the west, and the Narin river

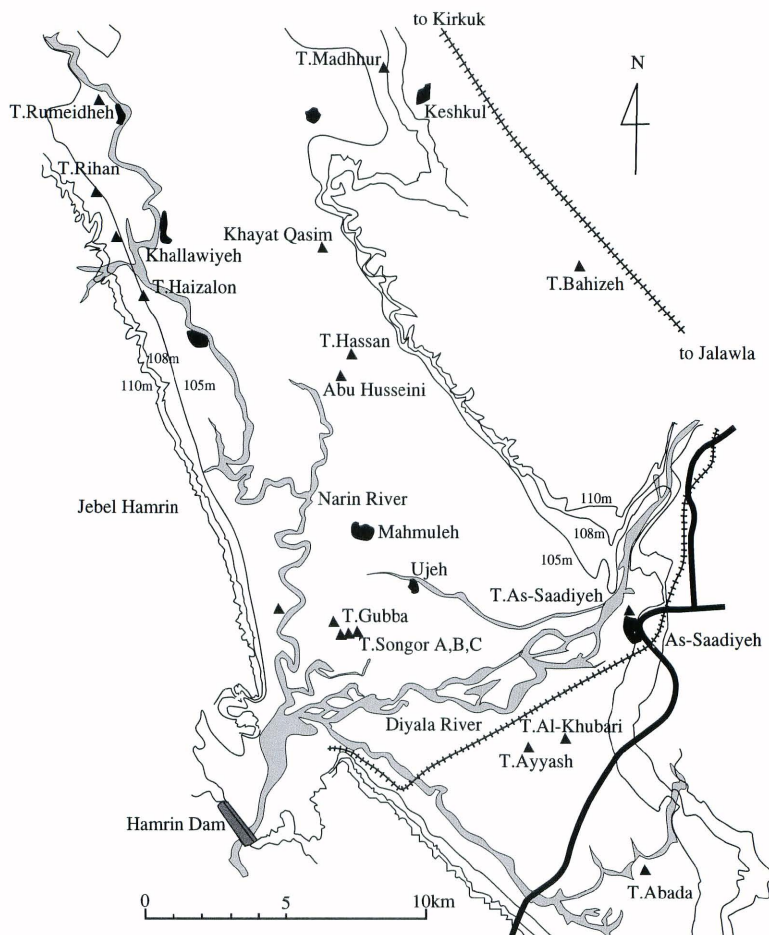


Fig.1 The map of Hamrin basin ⁽¹⁾

flowing along its north. And then both the rivers join each other at the point of only 3 km south of Songor. Here at the point of the Diyala running across the Hamrin Mountain Region, the Dam Construction Project would have been scheduled.

Tell Songor B is nearly an oval tell of 50 m NS and 43 m EW in area with its highest point of 89.831 m above sea level standing a little eastward from its center. This is about 2 m higher than its surrounding area, from which a gentle slope goes down southwestward. The land in the southwestern part of the tell is used as a farmland where wheat, barley, cotton, tomato, cucumber, watermelon and dropwort are grown. And water is supplied to the farmlands by a narrow stream which is drawn about 5 km upstream of the Diyala. And one of the branch streams goes through the land between Songor B and Songor C, and then disappears into the Diyala. This is why reed and bulrush are thickly growing in the area between Songor B and Songor C and along the eastern bank of the Diyala. The land along the spacious bank of the river

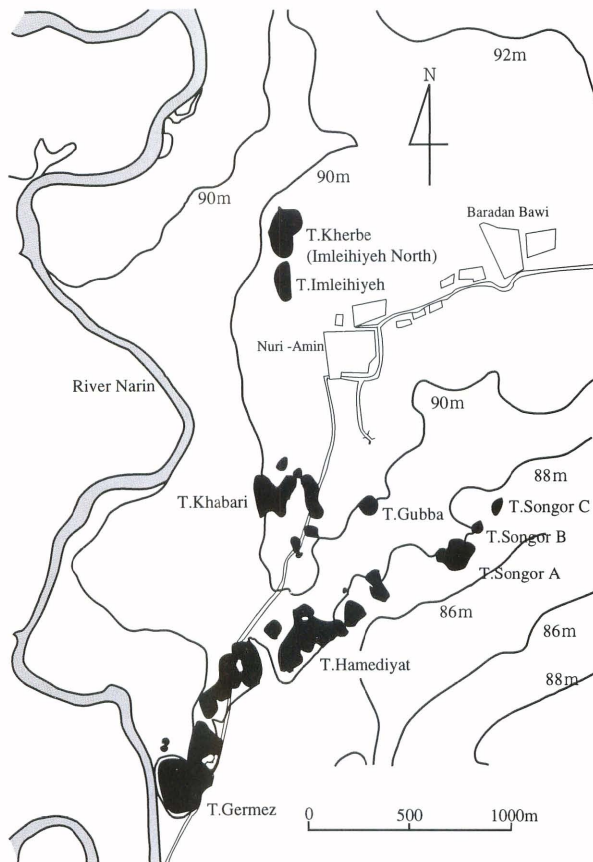


Fig.2 Tell Songor and its Surroundings ⁽²⁾

has served as a pasture for cattle, sheep, goat and horse, providing a home for various kinds of animals such as wild boar, waterfowl, tortoise, catfish and so on.

2. Excavation survey

The division of the site area has been so made that an optional major axis running through the topmost part of the tell (whose direction is $N24^{\circ} 7' 52'' E$ for the necessity of its direction for excavation division equal to that of Tell Gubba, instead of defining magnetic north as its major axis) and a standard line going straight across the major axis are divided into 5 m each. Each grid is marked, for instance, IX-9 in Roman numeral and Arabic numeral, respectively.

Our fieldwork was started on November 3, 1977. And we began to work on excavation work on November 6, after topographical measurement and surface gathering. Initially, we were scheduled to finish our work with only the confirmation of some cultural layers. And then, trial digging at two grids,

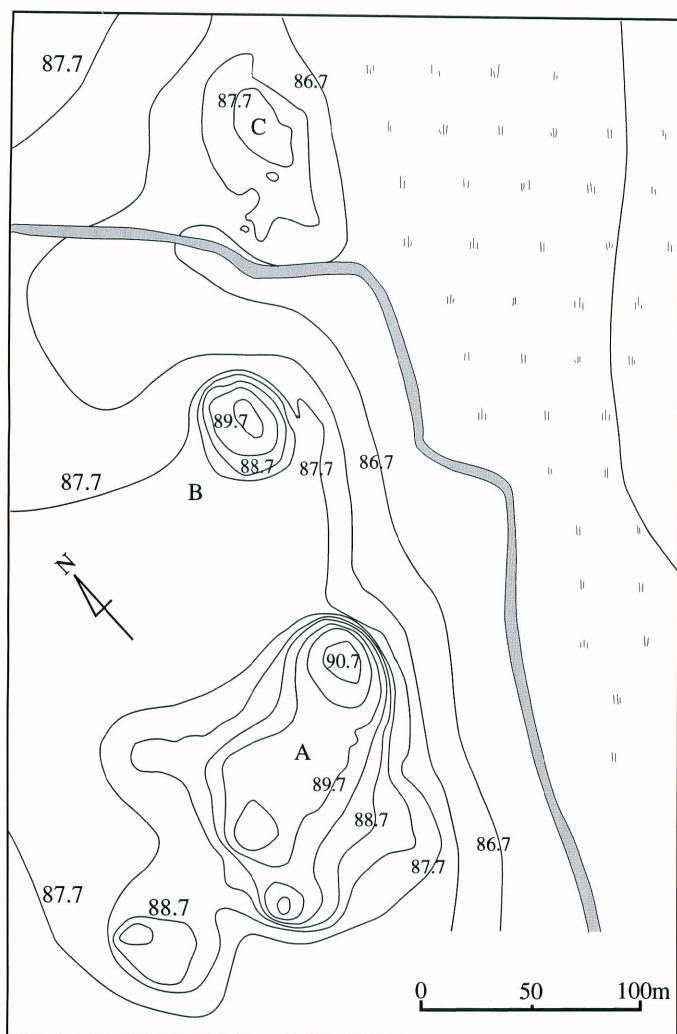


Fig. 3 Contour map, Tell Songor A, B and C⁽³⁾

IX-9 and X-9 led us to the excavations of 4 levels starting at the surface level, thus resulting in the identification that this is the tell ranging from the Ubaid to the Halaf periods. Especially, on Level II, we were able to uncover a part of architectural remains built of *tauf*, which made us think that it may have been a farming village.

Later, the dam completion and the subsequent date for the area to be sunk under water were postponed until June 1980. So, we began to expand our excavation area little by little in order to grasp the whole view of the structural remains which had been found at IX-9 and X-9, starting in February 1978. The

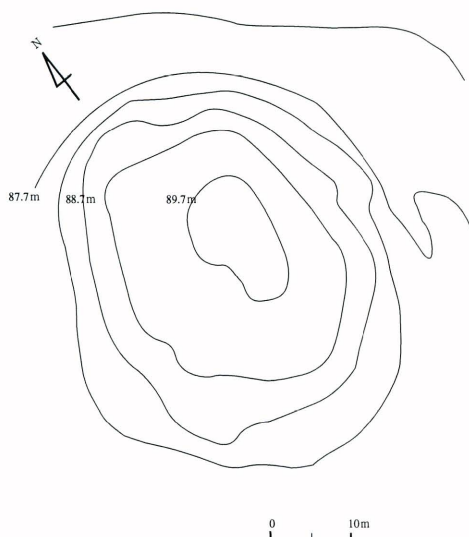


Fig.4 Contour Map, Tell Songor B

discovered a big ditch (D-B) containing lots of potsherds and stone implements in the Ubaid 3 period in the mud, and several large kilns. These kilns are concentrated at the south of D-B. In order to identify how far D-B is stretching, while gradually following it by means of X,XI-5,6, XII-10, XII,XIII-11 (trench) and XIII,XIV,XV-13 (trench), we have learned that the structure started in the vicinity of XI,XII-5 and lasted up to Row 13, meandering further southeastward.

Under the situation as of October 1979 that the dam would be completed earlier than scheduled, and this area would be under water around March 1980, we decided to try our best for excavation of the structures lying lower than Level II, level identification and finds' collection work, with the range of our survey limited to Row 9 in the north-south direction and Row VII in the east-west direction. In process of work, under the floor of B-2, we have found a group of small rooms (B-5W) which are covered with red earth and their symmetrical structure (B-5E). Moreover, under Rm1, Rm4 and Rm6 in B-2, a structure composed of 3 rooms (B-9) where a lot of charcoal material contains in the earth has been discovered. The goods uncovered here are kept almost in perfect shape, in spite of their being subjected to the secondary firing, from which we can learn a bit of the life style in the Halaf period in that evidence of life has been vividly left there.

In addition to the above remains, there are such structural remains as the one whose floor is laid with gypsum (B-12) lying lower than B-2 at the north of the tell, and at its west, the ones laid with gypsum (B-10, B-11) whose levels are identical to that of B-2. Furthermore, B-4 is at the place between B-1 and B-2, where a pottery water pipe (W-2) has also been uncovered.

In digging down below B-9, we have found B-13, B-14 and B-15 from among the dark greenish layers containing accumulated ash which is evidenced as if it were flowing. Within the limitation of time previously given, we made efforts to identify strata by digging down to the virgin soil as hard as possible, chiefly focussed around Row 9 and Row VII.

result is that we have identified a rectangular building (B-1) whose floor is plastered with gypsum. To its north, a road laid with gravel (R-1) and a pottery water pipe (W-1) have been discovered.

Also, at VI,VII - 7,8, the west side of the tell, we found a part of the building which has a wall built of *tauf* with its floor plastered with gypsum. With the expansion of our digging up to VI,VII - 6, VIII,IX - 7,8, we came to identify another building (B-2) with a symmetrical plan, which is different from B-1.

The above two architectural remains belonging to Level II contained very few potsherds on the floors, where some in the late Halaf period and others in the Ubaid 3 period were mixed at random.

On the other hand, at the south side of the tell, excavation at Row 9 was extended southward up to XIV-9, besides the excavation at X,XI-7,8, where we

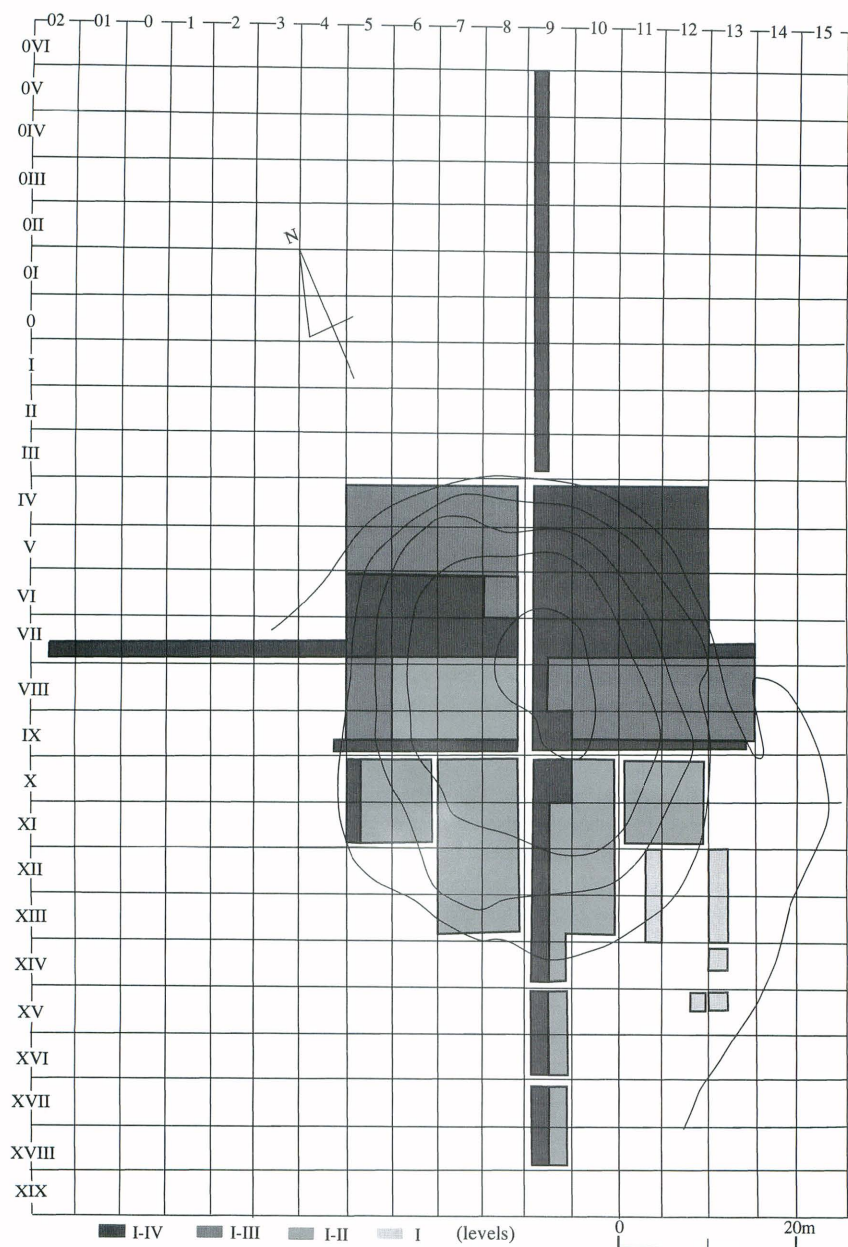


Fig.5 Excavation area, Tell Songor B

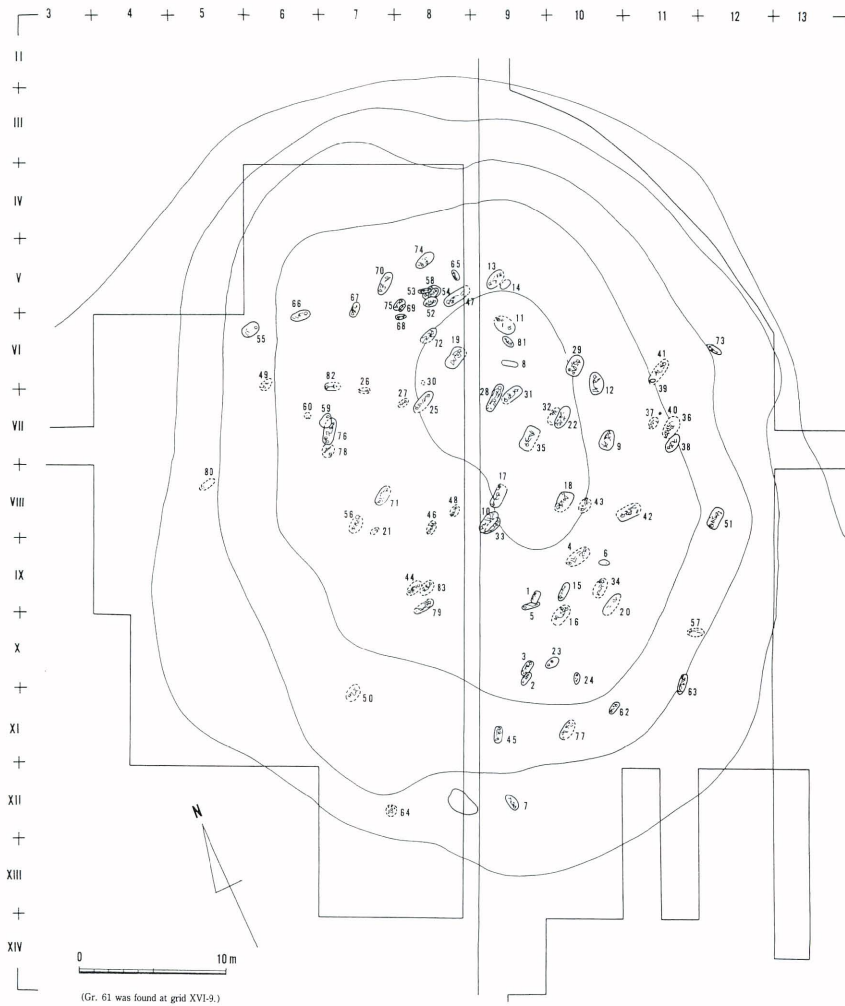


Fig.6 Distribution of the graves, Tell Songor B

Table 1. Catalogue of the graves at Tell Songor B

Grave No.	Locus grid	Size of grave Pit	Orientation	Depth from surface	Posture	Direction of face	Condition of skelton	Period	Note (grave goods)
Gr. 1	IX-9	65 × 15 cm	N43E	Gl.-45	extended	SE	good	?	infant
Gr. 2	X-9	(98) × 35 cm	N64E	Gl.-75	flexed	up		?	none
Gr. 3	X-9	105 × 45 cm	N58E	Gl.-120	flexed	NW	good	Isin-Larsa	three jars, one necklace, one sling ball
Gr. 4	IX-10	(160 × 70 cm)	N80E	Gl.-45	flexed	S		Ur III/Isin-Larsa	three pottery.
Gr. 5	IX-9	(90 × 38 cm)	N75E	Gl.-120	flexed	N		Isin-Larsa?	one jar
Gr. 6	IX-10	(70 × 30 cm)	N62W	Gl.-80	flexed	SW	good	Islam	infant
Gr. 7	XII-9	(120 × 60 cm)	S14E	Gl.-30	flexed	E	bad	Jemdet Nasr	two stamps
Gr. 8	VI-9	120 × 40 cm	N57W	Gl.-30	(extended)	(SW)		Islam	infant
Gr. 9	VII-10	145 × 92 cm	N48E	Gl.-30	flexed	SE	good	Kassite?	one necklace, two hair ornaments, one earring.
Gr. 10	VIII-9	170 × 85 cm	S62W	Gl.-130	flexed	SE		?	none
Gr. 11	VI-9	142 × (80) cm		Gl.-50	flexed	NE	bad	Kassite	one bowl
Gr. 12	VI-10	150 × 110 cm	N28E	Gl.-30-50	flexed	SE	good	Isin-Larsa	one pin
Gr. 13	V-9	140 × 80 cm	S63W	Gl.-40	flexed	S	bad	?	four beads
Gr. 14	V-9	(70 × 60 cm)	N71E	Gl.-40	flexed	N	bad	Kassite	one necklace, infant
Gr. 15	IX-10	130 × 44 cm	S50W	Gl.-30	flexed	SE	bad	?	none
Gr. 16	IX/X-10	(150 × 90 cm)	N62E	Gl.-40	flexed	NW	bad	Kassite	one jar and one bowl with animal bones
Gr. 17	VIII-9	(165) × 75 cm	N52E	Gl.-130-140	flexed	SE	bad	?	two small vases
Gr. 18	VIII-10	(160) × 90 cm	S53W	Gl.-120	flexed	SE	good	Kassite	one jar, one earring and one necklace
Gr. 19	VI-8	160 × 85	N57E	Gl.-70	flexed	SE	good	?	none
Gr. 20	IX-10/11	(120 × 70 cm)	S59W	Gl.-40	flexed	NW	bad	?	none
Gr. 21	VIII-7			Gl.-60-70	flexed		no head	?	none
Gr. 22	VII-9	155 × 80	N54E	Gl.-50	flexed	SE		?	one bracelet
Gr. 23	X-10			Gl.-70			bad	ED.	two jars
Gr. 24	X-10	70 × 32 cm	N24E	Gl.-80-100	flexed	NW	good	Isin-Larsa	one jar, infant
Gr. 25	VII-8	175 × 55 cm	S64W	Gl.-120	flexed	NW		Halaf?	none
Gr. 26	VI/VII-7	(70 × 30 cm)	S64E	Gl.-130	flexed	NE	bad	?	one necklace, one anklet
Gr. 27	VII-8	(70 × 35 cm)	N82E	Gl.-100		N	bad	?	none
Gr. 28	VI/VII-9	195 × 50 cm	N52E	Gl.-130	extended	up		?	none
Gr. 29	VI-10	(120 × 75 cm)	N52E	Gl.-110	flexed	SE	good	Isin-Larsa	two jars
Gr. 30	VI-8			Gl.-100				?	
Gr. 31	VII-9	145 × 75 cm	S74W	Gl.-130	flexed	N		?	one necklace
Gr. 32	VII-9	(125 × 60 cm)	S55W	Gl.-100	flexed	(SE)	no head	?	none
Gr. 33	VIII-9	130 × 65 cm	N71E	Gl.-140	flexed	NW	bad	Isin-Larsa	one jar
Gr. 34	IX-10	(140 × 60 cm)	N53E	Gl.-100	flexed	SE	bad	Kassite	three jars, one anklet
Gr. 35	VII-9	160 × 110 cm	S50W	Gl.-115	flexed	(NW)	good	Kassite	one necklace
Gr. 36	VII-11	(150 × 90 cm)	(N61E)	Gl.-105	flexed	(SE)	bad	Kassite	two jars, one necklace
Gr. 37	VII-11	(85 × 50 cm)	S58W	Gl.-60	flexed	SE	good	?	one necklace, infant
Gr. 38	VII-11	135 × 80 cm	S56W	Gl.-30	flexed	SE	good	?	earring
Gr. 39	VI-11	(60 × 20 cm)	N65W	Gl.-50	flexed	SW		Islam	none
Gr. 40	VII-11			Gl.-60-70			bad	?	none
Gr. 41	VI-11	160 × 65 cm	N60E	Gl.-20	flexed	NW	bad	Isin-Larsa	two jars
Gr. 42	VIII-10/11	(150 × 80 cm)	S89W	Gl.-50	flexed	N	bad	Kassite	one jar, one necklace

Grave No.	Locus grid	Size of grave Pit	Orientation	Depth from surface	Posture	Direction of face	Condition of skelton	Period	Note (grave goods)
Gr. 43	VIII-10	(120 × 60 cm)	S55W	GL-110	flexed	NW	bad	Kassite	one jar
Gr. 44	IX-8	(120 × 62 cm)	S78W		flexed	S		?	none
Gr. 45	XI-9	110 × 55 cm	N34E	GL-162	flexed	SE	good	?	pin
Gr. 46	VIII-8	(90 × 45 cm)	N48E	GL-100	flexed	NW	bad	Isin-Larsa	one jar.
Gr. 47	V-8	(170) × 70 cm	S78W	GL-90	flexed	S	good	Islam?	coins, one ring
Gr. 48	VIII-8	(80 × 35 cm)	N48E	GL-105	flexed	NW	bad	Akkad?	one jar
Gr. 49	VI-6	(100 × 50 cm)	N66E	GL-20-25	flexed	(S)	no head	?	one necklace, one pin
Gr. 50	X/XI-7	(110 × 70 cm)	N67E	GL-50	flexed	(NW)	no head	Halaf?	sling balls
Gr. 51	VIII-12	140 × 80 cm	S53W	GL-65-70	flexed	NW	good	Sassan	one jar
Gr. 52	V-8	85 × 60 cm	S78E	GL-42	flexed	N		?	none
Gr. 53	V-8	82 × 24 cm	N70W	GL-78	extended	S	good	Islam?	one bracelet, infant
Gr. 54	V-8	90 × 42 cm	N70E	GL-69	flexed	N		?	one bead
Gr. 55	VI-6	120 × 85 cm		GL-40	flexed				
Gr. 56	VIII-7	115 × 55 cm	N59E	GL-110	flexed	(NW)	bad	Ur III/Isin-Larsa	one jar
Gr. 57	X-11/12	110 × 52 cm	N63W	GL-40	extended	SW		Islam	none, infant
Gr. 58	V-8	120 × 85 cm	S72W	GL-87	flexed	S	bad	?	bronze object
Gr. 59	VII-6/7	(90 × 60 cm)		GL-91			bad	Ur III/Isin-Larsa	one jar
Gr. 60	VII-6			GL-78			bad	?	none
Gr. 61	XVI-9			GL-183				Halaf	none
Gr. 62	XI-10	80 × 36 cm	N60E	GL-80	flexed	NW	bad	Ur III/Isin-Larsa	one jar, infant
Gr. 63	X/XI-11	140 × 50 cm	S43W	GL-30	flexed	SE		Kassite	one cup, one miniature jar, one pendant, five necklace, one bead, three bronze objects, one ring, two anklets, one earring
Gr. 64	XII-7/8			GL-23			bad	Isin-Larsa	three pottery
Gr. 65	V-8	80 × 30 cm	N10W		flexed	W	good	?	none, infant
Gr. 66	V/VI-6	122 × 60 cm	S80E	GL-20	flexed	S		?	none
Gr. 67	V/VI-7	113 × 60 cm	S44W	GL-85	flexed	SE	good	?	none
Gr. 68	VI-8	65 × 28 cm	N63W	GL-54	flexed	SW	good	?	none, infant
Gr. 69	V-8	(54 × 22 cm)	S77W	GL-43	extended	S	good	Islam?	none, infant
Gr. 70	V-7	160 × 70 cm	S48W	GL-86	flexed	SE		?	none
Gr. 71	VIII-7	(140) × 70 cm	N63E	GL-131	flexed	SE	bad	Isin-Larsa?	two small vases, one pin, one bronze object
Gr. 72	VI-8	(120 × 60 cm)	N76E		flexed	N	good	?	
Gr. 73	VI-12	98 × 20 cm	N37W	GL-65	extended	SW	good	Islam	none, infant
Gr. 74	V-8	144 × 75 cm	N76E	GL-100	flexed	S	bad	Isin-Larsa	two jars
Gr. 75	V-8	(65 × 60 cm)	N59E	GL-80	flexed	NW		?	beads
Gr. 76	VII-7	175 × 60 cm	N36E	GL-105	flexed	NW		Isin-Larsa	three pottery, one cylinder seal
Gr. 77	XI-10	(150) × 60 cm	N59E		flexed	(NW)	no head	Kassite	one shoulder cup
Gr. 78	VII-6			GL-146			no head	?	none
Gr. 79	IX-8	(120) × 52 cm	N79E	GL-145	flexed	S		Isin-Larsa	two pottery, one bracelet, one ring
Gr. 80	VIII-5	(110 × 40 cm)	S83W			N	only head	?	none
Gr. 81	VI-9	92 × 42 cm	S25E	GL-209	flexed	NE	good	Halaf	one jar, one bowl
Gr. 82	VI/VII-7	(89) × 53 cm	N68W		flexed	SE		?	
Gr. 83	IX-8	(120 × 65 cm)	N67E	GL-30	flexed	NW		?	

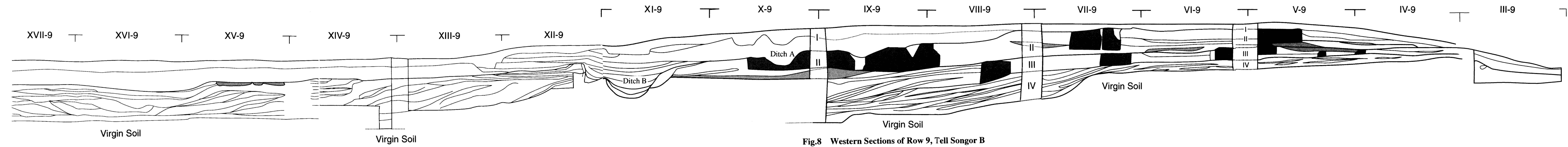


Fig.8 Western Sections of Row 9, Tell Songor B

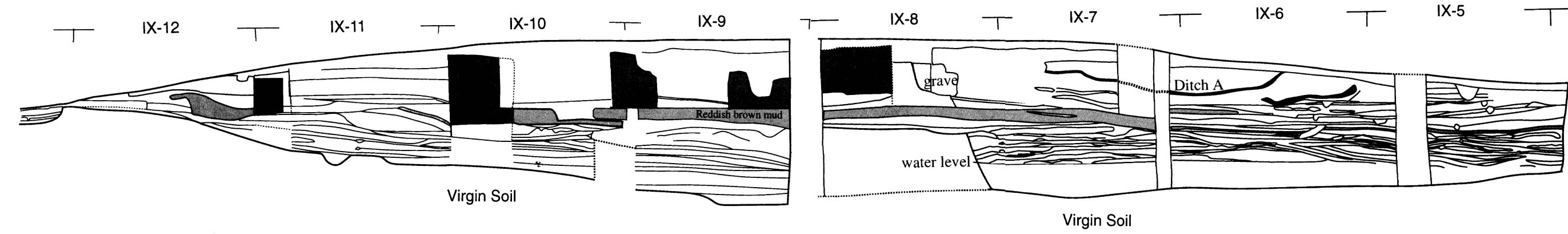


Fig.9 Southern Sections of IX, Tell Songor B

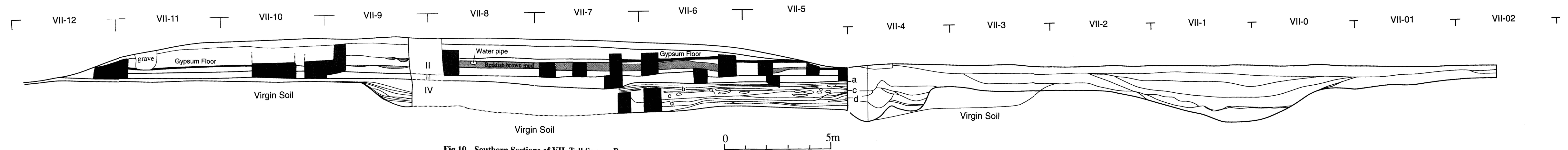


Fig.10 Southern Sections of VII, Tell Songor B

Chapter II Stratigraphic order

1. Stratigraphic order

With regard to the stratigraphic order in Tell Songor B, its basis has been made on the stratigraphy of IX-9 and X-9, which were the trial sections for our initial excavation. That is, the whole mound has been accumulated with top soil, light yellowish brown sandish mud, brown clayish mud, reddish brown mud, dark brown mud, dark green mud and virgin soil in the order of top to deepest. But some of the above layers are absent in some places, and they differ in thickness.

Top soil: This forms a layer of 15 - 40 cm thickness. The places around VI-5 and VI-11 are very thin in its deposit. This sandish top soil has been much affected by stirring and weathering. The graves dug in the Islamic and Isin-Larsa periods are seen everywhere. Eighty-three human bodies are in the graves, such as 8 Islamic, 1 Sasanian, 13 Kassite, 16 Isin Larsa, 1 Akkad, 1 Early Dynasty, 1 Jemdet Nasr, 4 Halaf and the other 38 from unknown period. The report on the excavations of the above graves is not to be made here, as it was reported in AL-RAFIDAN Vol. X,XI

1. Light yellowish brown sandish mud: Here is a layer of 20 - 50 cm thickness, tighter than top soil in quality. This is the level partially accompanied with reddish mud floor of about 3 cm thickness (IX-XI -7-9). The structures seen here are ditch-like ones, D-A and D-B; large pottery kilns, K-1, 2 and 6; kilns, K-3, 4, 5, 7, 8, 9, 10 and 11.

2. Brown clayish mud: Deposit of 20 - 30 cm thickness, clayish mud containing a large quantity of chaff. This made us very difficult to uncover the walls of structural remains. Around VIII-7, its deposit is

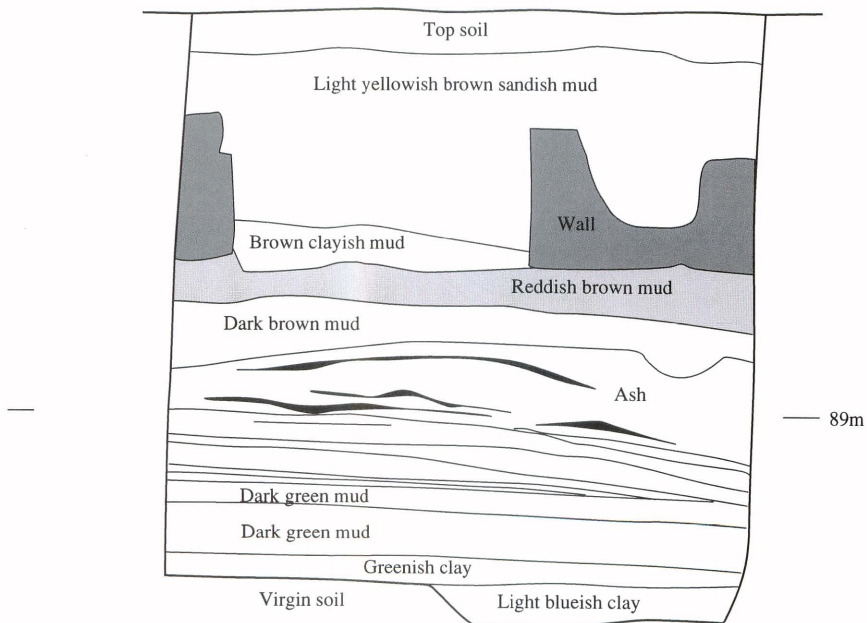


Fig.11 Southern section of IX-9

especially large. Here, the structural remains, B-1, 2, 4 and 7 have been discovered, in addition to a pottery water pipe (W-2).

3. Reddish brown mud: Deposit of 10 - 30 cm thickness, which is much larger on the east of the tell, but is vacant to the west of VII-5. The reddish brown mud layer has been confirmed at 90 m above sea level at IX-9, and at 89.5 m at X-7, showing a gentle slope from m northeast toward southwest of the mound. After removing the upper layer at VIII-7, we have found a small room group covered with reddish brown mud (B-5). Moreover, below the floor of B-2, there is uncovered a structure, B-5W which is symmetric to B-5E. Another discovery here is a structure B-6 which was uncovered at X XI-11,12, placed at the east side of the tell.

4. Dark brown mud: This is 20 - 30 cm in thickness, which is remarkable for a layer of gradually changing from lower level toward upper level. A large quantity of reddish brown mud and dark green mud are mixed here. Below this level, a sharp slope is developing from the northeast and the southwest of the mound. It appears that this was an artificial level built to make it flat, evidenced from the situation that the walls of the Level II structure have been built on the top surface of the Level III reddish brown mud and that the levels below the dark green mud are very large in inclination. Discovered here are B-9, which was lying below B-2 and B-10 provided with a gypsum floor.

5. Dark green mud: This is a layer of 80 - 100 cm thickness, which is humid as it is the level just above virgin soil. Underground water is seen gushing in the lower level. Ash and carbide contain here. At VI.VII-5,6, and 7, west of the tell, we see the existence of black mud layer, which has been identified together with this dark green mud layer. The structures, B-13, B-14 and B-15 have been confirmed at VI,VII-5,6 and 7.

6. Virgin soil: This is a level free from finds, coloured brown. Only a point of some stone implement has been discovered from among the virgin soil at the deep trial trench of VII-13. At VII-14 or thereabouts, on the east side, virgin soil has been found about 50 cm lower than ground surface, whereas around VII-0, on the west side, it has not appeared until about 250 cm below ground surface.

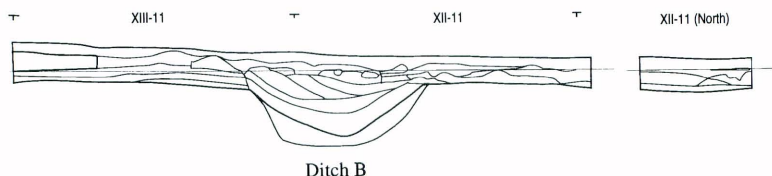


Fig.12 Sections of Western XIII, XII-11 and Northern XII-11

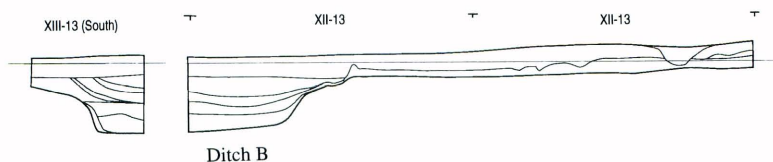


Fig.13 Sections of Western XIII, XII-13 and Southern XIII-13

2. Structures

Level I

(1) Ditch-like remains (Fig.14) (Pls. 2,3)

Ditch-A (D-A)

In the trial digging at X-9, we found a stirred deposit where the light yellowish brown sandish mud close to the top soil was dug up. At its bottom, tiny, worn potsherds were unearthed in a mass. The stirring-deposit of this kind has been stretching in the balk section at X-10,11 with the bottom of its section looking like boat-shaped, so that it was named Ditch A (D-A). At X-10, it has broken a part of the wall of B-1 belonging to Level II. And at X, XI-11 it goes through B-6 which is laid with reddish brown mud, and then finally disappears, while winding sharply northeast ward near XI-12. D-A's dug-out face and wall face cannot be confirmed due to the large deposit of surface mud and the disorder affected by farming and weathering at VIII, IX-5 - 8. However, merely the scope of area has been identified by the potsherds seen gathering at the bottom of the ditch. Under the present conditions, it is likely that it is 1.7 - 2.5 m in width, 30 m in length and 50 cm in average depth, including its estimated reconstruction. At IX-5, there is its western end, where the ditch bottom containing a mass of potsherds has been exposed on the ground surface. Most of the potsherds unearthed at the bottom of this ditch are very tiny and wornout fragments. This is different from that of the potsherds uncovered at another ditch D-B.

Ditch-B (D-B)

During the survey at XI, XII-9, we found a belt-like plan of light green mud about 1 m below the ground surface. The light green mud deposit with plenty of ash is observed to have the quality for turning darker in colour as it goes lower, in which a huge number of potsherds and stone implements have been uncovered. As the result of examining the range of the ditch-like structure named D-B, it proves that this is a structure built on a large scale, starting at X, XI-5, its west edge, turning a little at XIII-13, and extending further southward. At present, D-B is 2.3 - 4 m wide and, beyond 50 m length, it still goes on stretching. Its depth is about 1.5 m at deepest, and it is getting narrower in width and shallower in depth at its southeast part (Figs.8, 12, 13). It takes a gentle slope from west to east, but it is hard to consider that the water was always running there. On the contrary, it is probable that the water may have been stagnant, judging from the situation that the mud seen there is coloured light green which is the colour typical of deposit with back-water. The deposit include some earthenware fragments seemingly caused at firing, pieces of pottery with warped rims and glazed mud blocks in quantities. The characters of the ditch-like structures will be described later in Conclusion.

(2) Kilns

There are 14 kilns in all discovered at Tell Songor B, 8 of which have been concentrated to the south of D-B. (Fig.14) (Pl. 2)

K-1 (Fig.15) (Pl. 6a)

This is a large, nearly oval kiln of semi-underground construction, located at XII-8. Its east side is not clear, hidden behind balk section, whose estimated dimensions are about 200 cm in major axis direction and about 170 cm in minor axis direction. It is 110 cm deep at present. About 35 cm higher than its bottom, there is a slight protrusion from the wall face. The things mixed in the mud a lot are chaff-content clayish blocks of about 4 cm in thickness whose surfaces are burnt, and glazed mud blocks, which seem to have fallen from the wall and the ceiling of the kiln. It is not clear as to where the entrance hole of its fire box used to be. However, deduced from the evidence that carbides, ash and glazed blocks are at the west balk section, XII-9, it is probable that the fire box used to be open on the east side which is hidden behind the balk section. In referring to the shelf-like facilities inside the kiln, there is little possibility of

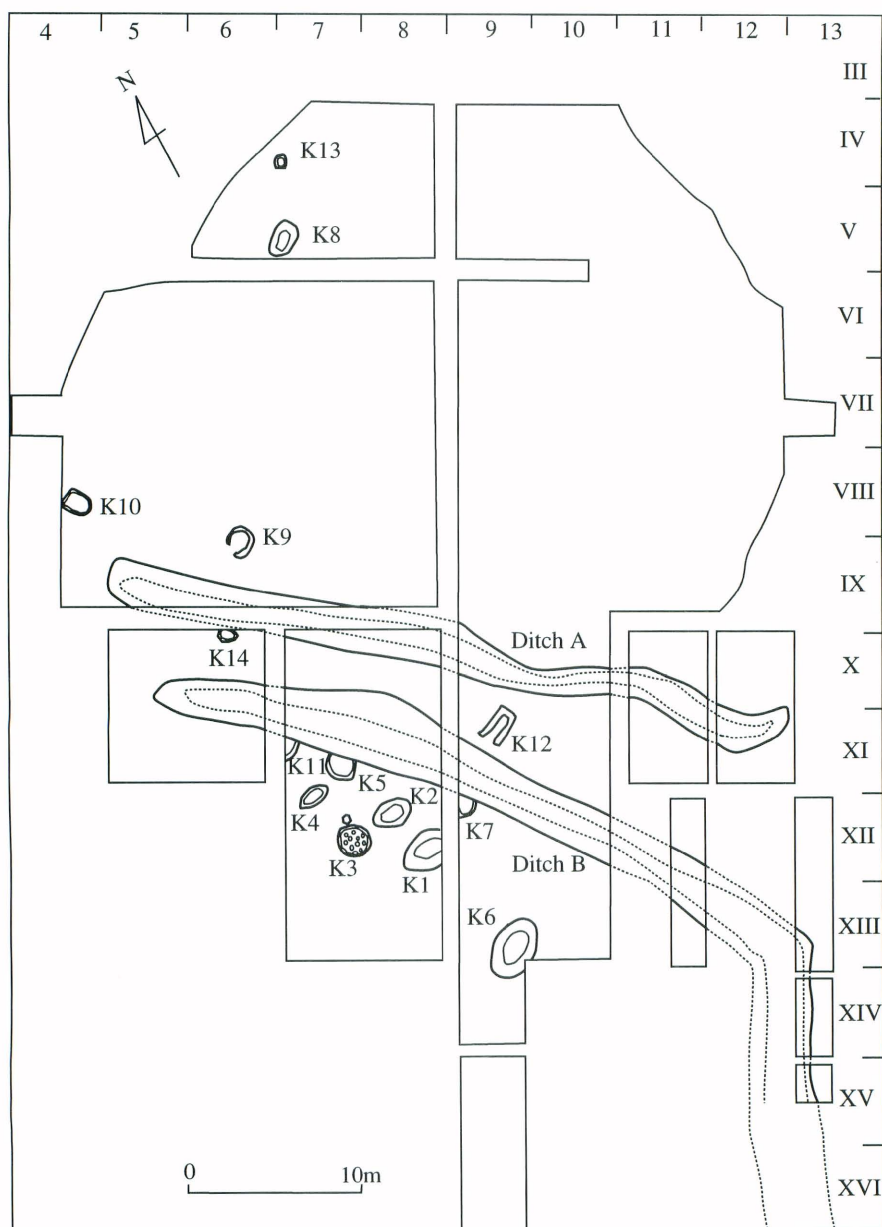


Fig.14 Plan of level I, Tell Songor B

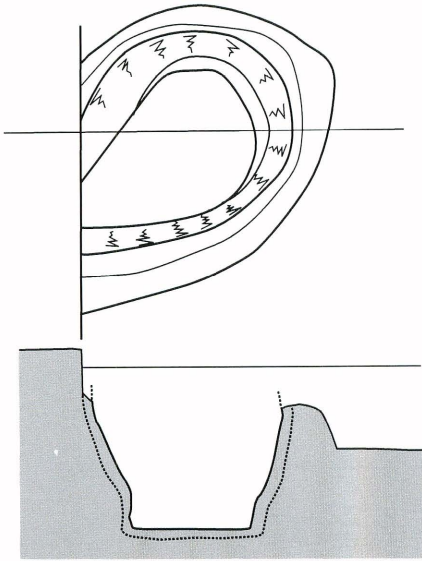


Fig.15 Kiln 1 (K-1)

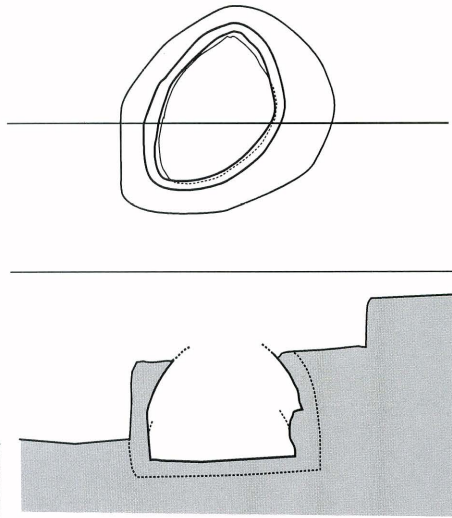


Fig.16 Kiln 2 (K-2)

its existence, an oval in whole shape. Rather, it may safely be said that it was merely a kiln of simple dug-out type.

K-2 (Fig.16) (Pl. 6a)

We see it at XII-8, and it resembles K-1 in shape. It is 170 cm in major axis direction and 120 cm in minor axis direction. This is a large, semi-underground construction, oval kiln with a slight protrusion visible 30 cm higher than the bottom. Judging from the situation of the higher the inside, the more inclined inward, the existence of higher wall and ceiling may be feasible.

K-3 (Fig.17) (Pls. 4, 5)

This is a round kiln of 130 cm in diameter uncovered at XII-7. It has a chaff-content clay shelf provided with 18 holes of 10 - 20 cm in diameter each for heat to let out. And about 20 cm north-northwest, a hole of 40 cm caliber which is connected to the combustion chamber is open. At the front yard of the hole, there is a round red mud floor of 4 m in radius which seems to have been caused by firing. And it has been damaged by Ditch-B.

Such kilns with gratings clearly surviving to our time as shown above can also be traced at Tell Songor A (Samarra period) ⁽⁴⁾ and Tell Abade, Level III (Ubaid period) ⁽⁵⁾ (in the Hamrin area. Besides, they have been discovered at Tepe Sialk ⁽⁶⁾, Tepe Gawra ⁽⁷⁾, Yarim Tepe ⁽⁸⁾, etc. All of them are composed of two rooms, down and up, separated by the shelf with many holes. They are of the same structure in that pottery were fired at firing chamber on the shelf and there was a combustion-chamber at downstairs. So is in K-3. But the combustion-chamber of the pottery-kiln at Tepe Sialk has many net-like partitioned passages for heat to let out, while that of K-3 has a combustion-chamber, different from that of the above.

This is a vertical kiln of semi-underground construction. The kiln is so made that the ground surface is

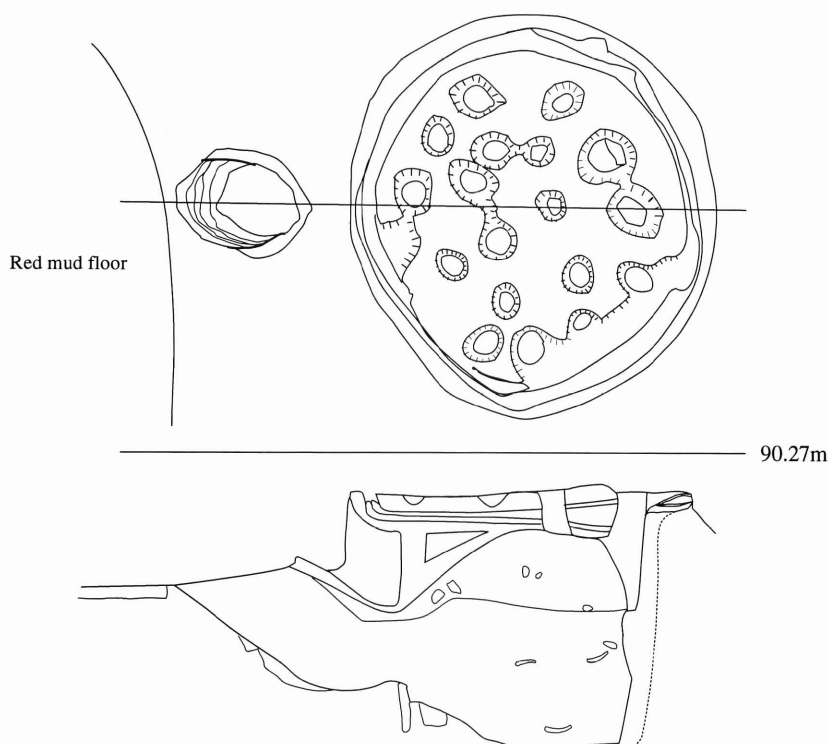


Fig.17 Kiln 3 (K-3)

dug down into a circle, and after the laborious work of letting the heat passage through the firing hole, the carved side wall is laid with paste in 3 - 5 cm thickness. Its arch-shaped wall of the combustion-chamber has the trace of coating three times in all. The cross-sectional view indicates that the mud covered there is largely divided into 2 layers. The part from the bottom up to the level of 2/3 high is deposited with blackish brown clayish mud which contains a small quantity of burnt mud blocks and some other burnt things. This sort of mud has been filled up to the fire door. Further above the mud, there is a deposit of dark yellowish brown sandy mud which seems to have drifted cut of the shelf after filling, where some burnt fragments of demolished wall, and pebbles have been mixed together. It seems likely that the frequency of coating evidenced here resulted from the frequency of its use.

K-4 (Fig.18)

This is a small semi-underground type oval kiln of 120 cm in (estimated) major axis and 85 cm in minor axis, which has been unearthed below the balk section at the border of XI.XII-7. At present, it is 25 cm in depth. The red mud floor lasting out the fire passage of K-3 has been deposited directly below K-4, hidden behind. Its age is younger than that of K-3. It has a glazed inside wall of 5 cm thickness and the mud layer around has been burnt.

K-5 (Fig.19)

At XI-7, this small kiln has been uncovered, with a quarter of its north side broken by Ditch-B. It is 110 cm in major axis and 80 cm in minor axis. The existing wall is 15 cm tall, the inside of which has been glazed.

K-6 (Fig.21)

This is the largest kiln of all the kilns in this tell, uncovered at XIII-9. With major axis of 270 cm and minor axis of 160 cm, it is an oval kiln of semi-underground construction. Its existent wall is 80 cm tall from the bottom without any clear protrusion leading to the shelf or something. The wall inclines to get wider a little toward NE major axis, where the existence of a firing hole is considered. Its mud deposit is similar to that of K-1 and K-2.

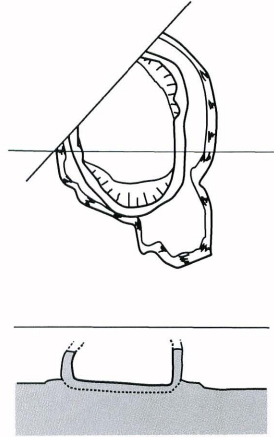


Fig.18 Kiln 4 (K-4)

K-7 (Fig.22) (Pl. 6b)

This is a small kiln uncovered at the northeast corner of XII-9, with half of its north side scraped off by Ditch-B. A large part of its wall has been found below balk section. The south wall is seen standing up 55 cm nearly vertical. The presumption is that it once was in an oval of 120×140 cm in dimensions. Just as in the other kilns, there are the deposits of fallen wall pieces and glazed blocks sloping down northward, starting at the south wall, from which it is suggested that this kiln was once damaged by Ditch-B. Several large pieces of plain pottery have come unearthed here.

K-8 (Fig.14) (Pl. 6c)

This is a round kiln of 150 cm in diameter, discovered at 95 cm below the ground surface of V-7, with its existent wall height of 70 cm. Its section is cone-shaped, and ash and glazed blocks are mixed in the mud, but the shelf-like protrusion has not been located. Directly below K-8, the gypsum floor of B-3 on Level II has been discovered. Thus, we learn that this pottery kiln is younger than the structure B-3.

K-9 (Fig.14) (Pl. 6c)

Placed at IX-6, this is probably a kiln belonging to Level II, which has been found at 1 m south of Rm 1 of B-5E. It has nearly round plan of 150×160 cm in dimensions. According to our observation with its south half dug down, the mud deposited here is 5 cm brown mud, 10 - 20 cm reddish brown mud and 10 - 20 cm dark brown mud in regular order from the top. Lots of light yellowish brown glazed blocks have been found at the side of the wall and around the bottom. At about 15 cm higher than the bottom, there is a protrudent portion of 3 - 5 cm from the wall, which is thought to be the remnant of the shelf.

Starting at IX-7,8, a blackish brown ash layer (containing reddish brown mud blocks and glazed mud blocks) has been sloping southward, which suggests to us that the wastes from K-9 may have been thrown away here. From its shape, K-9 seems to be of semi-underground type. There is no discovery of a firing hole here.

K-10 (Fig.20)

This was unearthed 50 cm below the ground surface at VIII-4. It has a rectangle of 120 cm in major side and 65 cm in minor side. Its west wall has been built with 4 layers of sun-dried mud bricks slightly inclined toward its inside. It looks like a bag near the bottom. Its east side is arching a little, but has no evidence of walls, so that it seems likely that there used to be a firing hole around here. Its wall thickness of about 24 cm is rather thin except for that on the west side. So, its foundation is not so strong as to

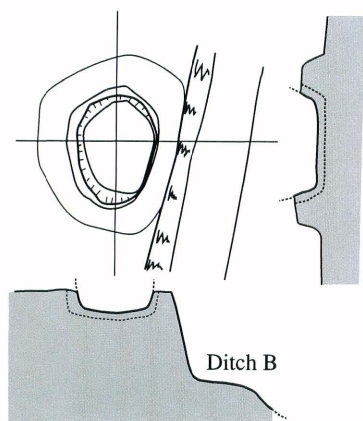


Fig.19 Kiln 5 (K-5)

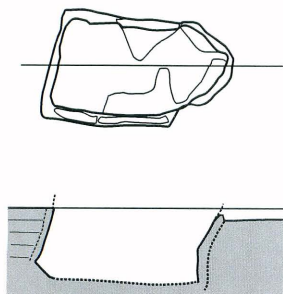


Fig.20 Kiln 10 (K-10)

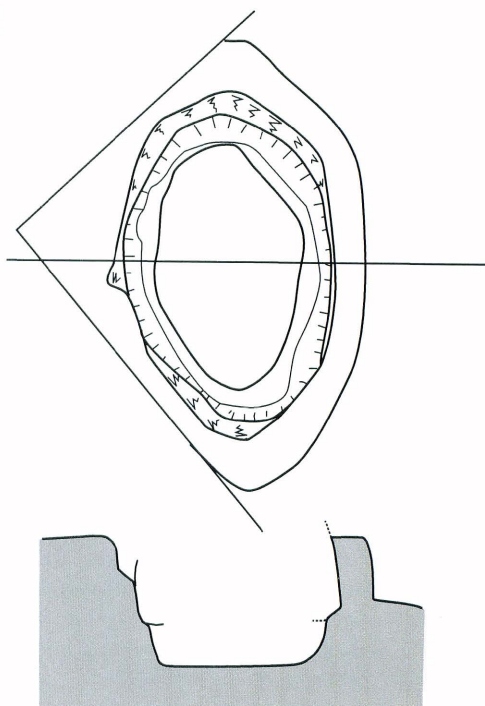


Fig.21 Kiln 6 (K-6)

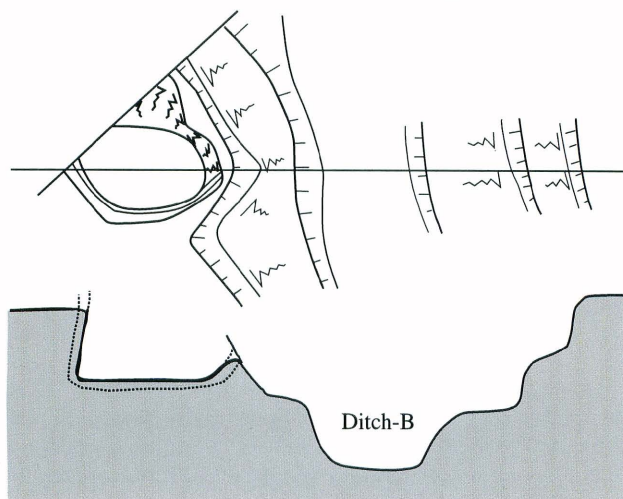


Fig.22 Kiln 7 (K-7)

support the upper structure. A large quantity of black ash and glazed blocks coming from the fallen wall have been mixed in the mud. Its age is probably later than the Ubaid period.

K-11 (Fig.14)

This was found below the west side balk section of XI-7. Only burnt mud and black ash have been confirmed in a square here. We failed to find the wall. Its north side has been broken by Ditch-B. It is, therefore, probable that K-11 has the character of ash-field where the wastes from kilns had been abandoned, rather than that of kiln.

K-12 (Fig.14) (Pl. 6d)

This was discovered about 120 cm below the ground surface at the north of Ditch-B at XI-10. It is a rectangle with its '⊏' shaped wall running straight to Ditch-B and then open southwestward. The inside wall is coloured dark brown and partially glazed. It is 200 cm in major side and 100 cm in minor side with its existent wall height of 40 cm. Its back side has been brought into contact with the south wall of B-1. So, K-12 can be presumed as an annex to the building. The age of K-12 is impossible to determine, accordingly. The thing of this type is called 'morget', which is different from pottery kiln in function. It seems to have been used for a kitchen range.

K-13 (Fig.14) (Pl. 6f)

This is a round oven of about 50 cm in diameter, which has been independently unearthed 5 cm below the ground surface of IV-5. Its wall is very thick, around 7 cm, and its inside has been burned. Its shape is the same as the modern baking oven 'Tennor'.

K-14 (Fig.14)

This is a kiln uncovered at 60 cm below the ground surface at the north of X-6, with its north half covered below balk section. It appears that the kiln is 80 cm in diameter. It is of a round shape, and its north half seems to have been broken by Ditch-A. The area around the kiln has been thickly accumulated with carbonized mud, glazed blocks and black ash. And this wastes-deposit has been cut by Ditch-B.

Structures on Level II

(1) B-1 (building) (Fig.23) (Pl. 7)

The result of our trial digging at IX-9 and X-9 is that the uncovered wall has continued until the grids, VI-10, 11, VII-10, 11, 12, VIII-9, 10, 11, IX-8, 9, 10, 11, X-8, 9, 10 and XI-9, 10. Its whole plan is of rectangle with major axis in the direction of N57E.

The building is 22.5 m in major side, 9.5 m in minor side of the north, and 9.3 m in minor side of the south. The wall built of paste is 140 cm in maximum thickness, and 90 cm in minimum thickness, averaging 110 cm thick. Its remaining walls are 80 - 90 cm higher than the floor near Rm 1 and 2, while they are only 5 - 10 cm above the floor to the north side of Rm 3 and in Rm 4 and 5. The floor faces are laid with gypsum in 3 - 5 cm thick, and some portions of them are found coated twice. First, the following are the full particulars about individual rooms, and construction of this building will be described later. By the way, B-1, which is composed of 5 rooms, has two entrances on the north and the south.

Rm 1 is a slender room of 1.3×8.0 m located at the south edge of B-1. D-A is going through the mud layer of this room, with its wall partially damaged. There are some finds mixed in the mud.

Rm 2 is also a slender room of 1.2×7.5 m like Rm 1. It is noticeable that lots of chips contain in the mud here. And a ditch-like structure of 15 - 20 cm in width and 3 cm in depth can be confirmed by the side of the wall. The structure which is running along the wall of Rm 2, is regarded as either a ditch for drainage or that for moisture-free. The ditch-like structure of this sort can also be traced in Rm 3.

Rm 3 is a room with its entrance open to the south near the border of IX-10,11. It consists of a north half whose floor is laid with gypsum (4.2×7.2 m) and a south half whose floor is not laid with gypsum

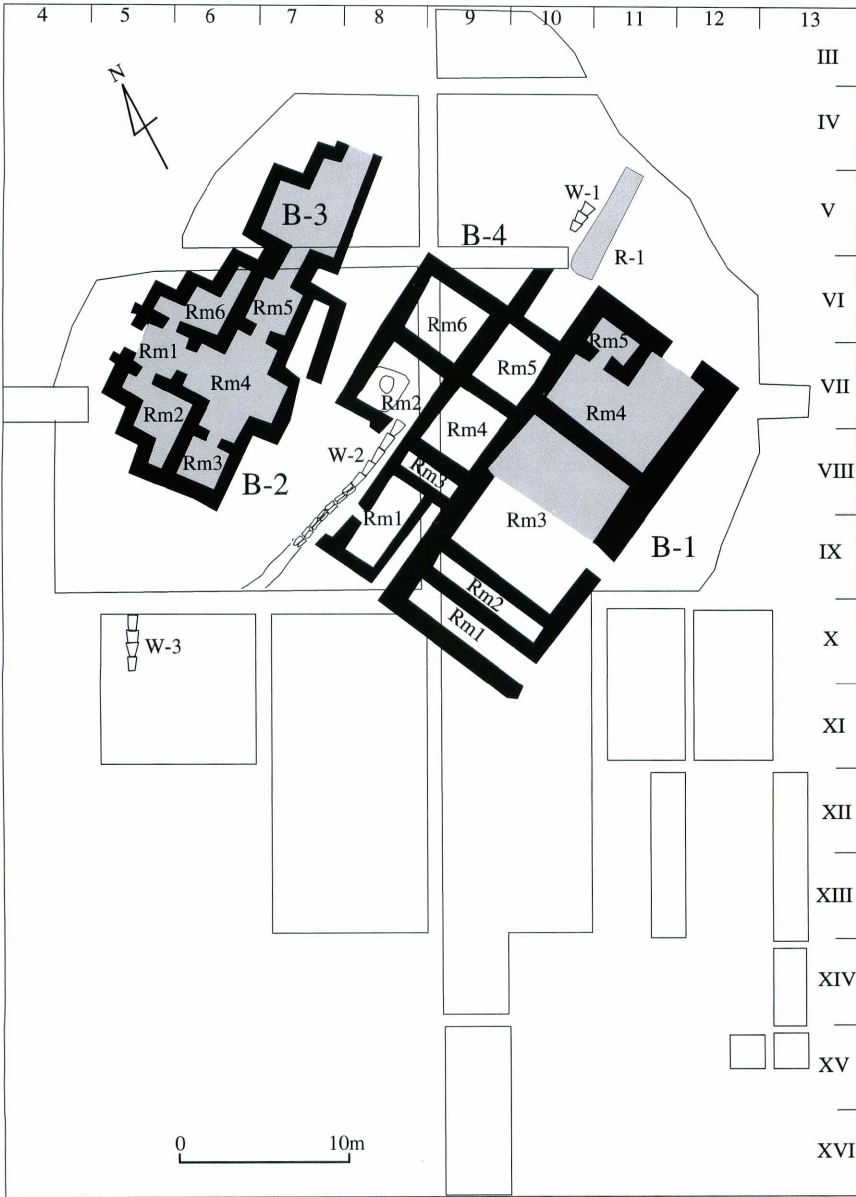


Fig.23 Plan of level II, Tell Songor B

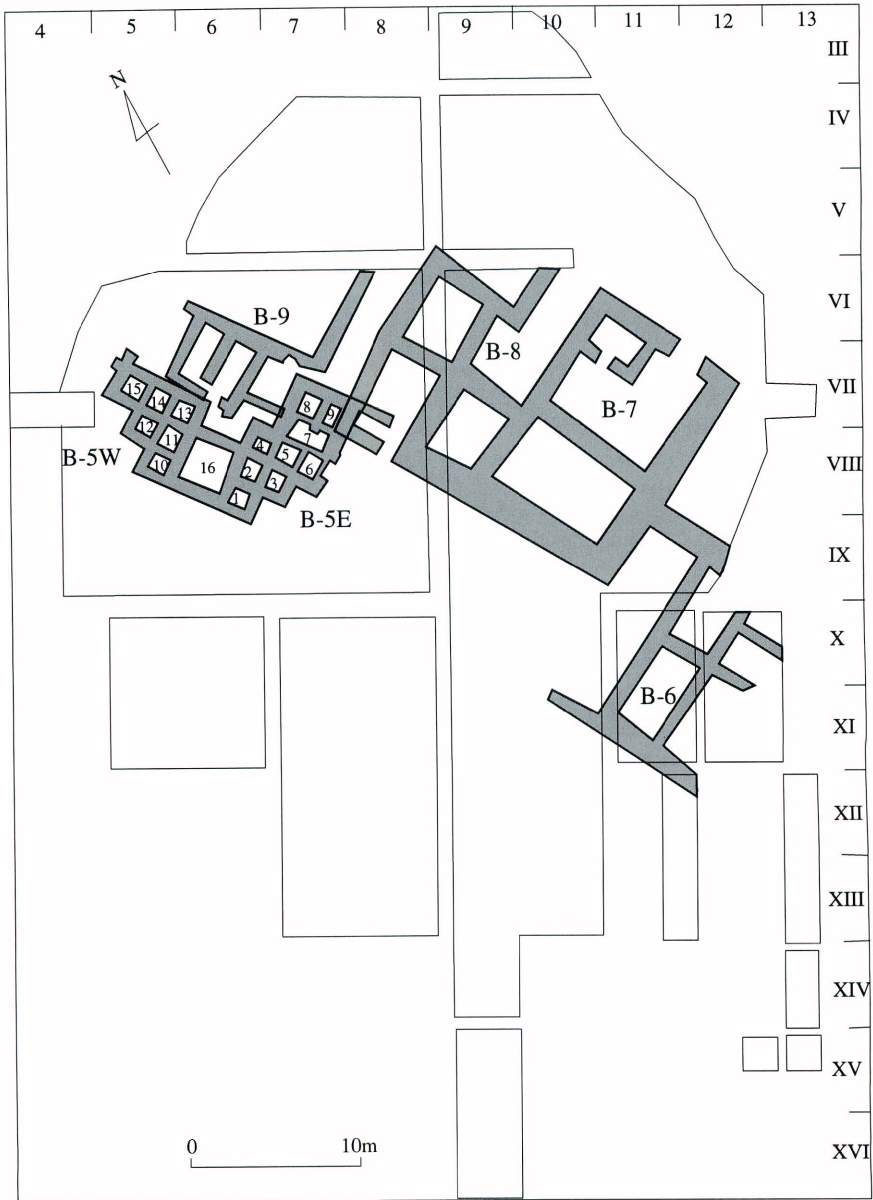


Fig.24 Foundation of the buildings on level II

(4.5 × 8.5 m). At the southwest corner and the southeast corner where gypsum floors remain, there are some portions where walls are protruded about 20 cm at right angles from the outer walls. It is, therefore, conceivable that there once existed inner walls such as partitions with which both the rooms were divided. In spite of our through investigation, however, such inner walls as partitions connecting with outer walls have not been discovered yet.

Rm 4 has been screened off from Rm 3 by the wall of 1.1 m thickness. Absence of entrance there prevents man's comings and goings. This is a "L" shaped room with a gypsum floor. The man outside can get into the room through the north side entrance.

Rm 5 is a small room of 2 × 2 m with a gypsum floor. Man's comings and goings are feasible from here to Rm 4 by means of the south side entrance. Gypsum has also been laid on the places of these two entrances. It seems unlikely that doors or the like once existed there, because we were unable to trace door socket or some other things at the supposed-to-be entrances of this building. This building contains gypsum floors and non-gypsum floors. As for gypsum, we heard the native people say that they saw some places in the Hamrin Mountain Region where gypsum is exposed. They say that gypsum will be ready for use in the next morning, after the gypsum, dug up merely thin, is burned by sheep-and-goat's feces all through night. From this, it is presumed that Rm 4 and Rm 5 of B-I were the ones of frequent use, with their rooms coated with gypsum again and again. At a south half of Rm 3, however, no gypsum seems to have been used. As shown in the structural plans of Rm 4, Rm 5 and a north half of Rm 3 where there is the evidence of gypsum use, starting at Level III, we presume that a south half of Rm 3, m 2 and Rm 1 were additionally constructed later at the age of Level II. But we failed to grasp an exact evidence leading to the above presumption.

What is remarkable for the solution of this building's character depends on the situation of existence of such slender, non-passage rooms as Rm 1 and Rm 2, whether entrances can be located and how the finds have been uncovered. It is probable that Rm 1 had a passage to go through D-A. And Rm 2, which has no passage, had a large quantity of large plain pottery fragments and chips directly upon the floor. But, among the mud deposits and directly on the floors of the gypsum-laid rooms, there are no such finds as suggest to us clearly about the daily life of those days. Furthermore, it is noted that we have seldom uncovered pottery there.

(2) B-2 (Fig.23) (Pl.8)

This is a structure discovered at VI,VII,VIII-5,6, and 7, whose plan has been symmetrically laid out. It consists of 6 rooms, Rm 1 to Rm 6. And there is B-3 to the north of Rm 5, which is the structure of a later extension. Individual rooms have gypsum floors and walls built of *tauf* just as seen in B-I. It is likely that its entrance was open to the north in Rm 1 which is placed along the symmetrical axis. But its location on the ground surface still prevents us from obtaining a definite evidence about that. There is a passage from Rm 1 to Rm 2, Rm 4 and Rm 6. And there is another passage from Rm 4 to Rm 3 and Rm 5. The outer walls of Rm 1, Rm 2 and Rm 6, which are close to the ground surface, have been under severe weathering and erosion. So, we failed to clearly investigate about their rising-up locations. However, depending on the presumption that the inside of the outer wall corresponds to the border line of the gypsum floor and the evidence of the wall thickness of 60 - 70 cm, our estimated reconstruction is that gypsum had been laid out there. The gypsum floors have been sloping gently about 30 cm lower from Rm 5 toward Rm 3.

Just like B-I, the finds in the deposit in B-2 are very scarce in number. As we had expected, there were a small number of painted pottery in the Halaf period mixed with the painted pottery in the Ubaid period, which keeps us from determining its age. But the discovery of B-5W under the gypsum floor in B-2 made us known that it had a function of the B-2 under-ground extension. Level III can be identified with the Halaf period, deduced from the goods uncovered there. In thinking that the B-2 foundation has been built

in the deposit of the Halaf period, whose culture seems to be utterly different from the Ubaid culture in quality, it is unreasonable to identify that B-2 is the structure in the Ubaid period. Rather, we think of B-2 as the Halaf structure, because of its mechanism, and because the ground surface and Level I are coming up to the walls of B-2 around VII-5. The deposit and the place directly on the gypsum floors of B-2 are very scarce of potsherds through which we can tell the evidence of ancient life. There are none of the stone implements discovered here. The gypsum applied to the corners of the rooms and the part near entrance which functioned as passage has some traces of repair two or three times, from which it is certain that the building was used for quite a long time. But no door sockets have been identified around the entrance leading to individual rooms. Thus, just as in B-1, there is great possibility of the absence of door.

Also in Tell Abadah ⁽⁹⁾, Khayat Qasim ⁽¹⁰⁾, Tell Madhkur ⁽¹¹⁾ and Tell Rashid ⁽¹²⁾ in the Hamrin Basin, there have been discovered the structures with a plan composed of 3 rows which resemble B-2. And a lot of potsherds have been uncovered in the deposit. So the reporters regard them as common houses in the Ubaid period. On the other hand, B-2 seldom contains daily goods in the deposit, but is very open and large, from which we can think of it as used for public place. It is probable that B-2 would function as temple. But neither offering table nor altar has been found so far.

(3) **B-3** (Fig.23)

This is a structure connected here from Rm 5 of B-2 by way of passage. Just like B-2, the wall is built of *tauf* and the floor is laid with gypsum. Its outer form looks like a staircase. This is an annex to B-2, which was probably built later than B-2.

(4) **B-4** (Fig.23)

This has been found between B-1 and B-2, at VI—IX-7—10. It consists of 2 walls which run parallel with the longer side of B-1 and several walls which cross them at right angles. Here is the brown mud which contains much vegetable temper, which is similar to the *tauf*-wall in quality. So it is hard for us to distinguish it from wall. And, at VI,VII-9, we cannot clearly follow the wall plan according to the plan. There are some portions which were presumed so by the wall remaining along the central balk section. The whole plan is estimated as 18×43 m. Rm 1 is a room of 4×11 m with an entrance open toward the north. Plain pottery occupy most of the finds in the deposit, and some painted potsherds in the Halaf period have been discovered there. Rm 2 is a room containing a big hole whose surface is colored red. The room is 1.6 - 2.0 m deep. This is an oval hole of 1.5 m in depth and 0.7 - 1 m in diameter, which is a pit whose section is in the bag shape. It is deposited with brown sandish mud, and close to the bottom, we see thin deposit of green mud, from which it seems to be some water facility or some storage pit. No finds have been confirmed here. It is still unknown as to the character of this room. However, it may safely be said that this is a water facility or something, because we see a pottery water pipe (W-2) nearby.

This is the building lying next to B-1, and both of them are all the same in length of major axis side and direction. Thus, it is presumable that B-4 used to function as an annex or the like to B-1.

(5) **R-1** (pebble-paved road) (Fig.23) (Pl.9)

R-1, which is as old as B-1, has its principal axis directed toward N94E. The structure as evidenced today is 1.2 m in width and 7.5 m in length. It is neatly paved with flat, round gravel in the way of standing toward major axis. From this, it is suggested that the road constructions was carried out in anticipation of the situation that the winter rainfall of those days would make the road surface muddy.

The problem here is that R-1 does not go toward the north entrance of B-1, but stops at the outer north corner of B-1. Nearly at the middle of R-1, about 1 m eastward, there is a block similarly paved with gravel. Thus, it is conceivable that R-1 once stretched eastward on the way, going up to the north entrance of B-1. In the meantime, there is B-4 on the extension of R-1. In thinking that B-4 is as old as B-1 and was

an annex to B-1, it seems to us that R-1 was a road to get into B-4. All over the north side of B-1 (VI-11,12), we see a floor where vegetable temper-content brown mud is applied in the thickness of 10 cm. It is presumable from this that the place was used for a front yard for ancients to get in and out of B-1.

(6) **W-1** (water pipe) (Fig.23) (Pl.9)

This is a water-supply device made of pottery pipe discovered at 1 m west of R-1 (pebble-paved road) at V-10. Its north side is almost the same level as that of R-1. Toward the southwest direction from here, W-1 has been found in parallel with R-1. It is 2.5 m in its surviving length. The cylindrical but slightly conical pottery pipe has the upper part of 30 cm, the lower part of 25 cm in caliber, and the length of 40 cm each. The channel has been formed by inserting one pipe in another repeatedly. From the inserted direction, we can tell that the channel used to flow from northeast to southwest. It has an inclination of about 4 degree.

This channel belonging to Level II is thought to have something to do with B-1. But it is uncertain as to its relation with B-1, as no wells or the like have been located around there. All over V-9, however, there is a hard, light green floor level, leaving the trace that a large quantity of water was used there. So we can define its role as supply waterway, but were unable to prove its whole mechanism.

(7) **W-2** (water pipe) (Fig.23, 25) (Pl.10)

This is a waterway built of pottery pipe which was installed by digging Level II from VIII-8 to IX-7. Its state of preservation is better than that of W-1. The remaining structure is 6.9 m in length. It is composed of 5 conical pottery pipes and 4 pottery pipes whose sections are of triangle flasks joined together. From their combination method, we learn that the waterway used to run from northeast to southwest. It has an inclination of 4 degree. Even after the pottery pipe disappears at IX-7, the channel goes on running further, by digging the reddish brown mud on Level II in U-shape. The conical pottery pipe has the upper part of 30 cm, the lower part of in caliber 20 cm and the length of 55 - 60 cm each, while the triangle flask pottery pipe has the base of 30 cm, the height of 25 cm and the length of 75 cm each. W-2, which is located in B-4, seems to be the structure attached to B-4. And it lies in the neighborhood of the big pit at VII-8, so that the connection between the two must also be kept in mind. The south end of the channel is seen to disappear of its own accord on Level II. From this, it is presumed that W-2 worked as a role of sewage system.

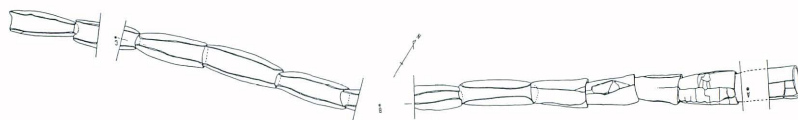


Fig.25 Water Pipes (W-2)

(8) **W-3** (water pipe) (Fig.23) (Pl.11)

At X-4, 5 cylindrical pottery pipes have been unearthed, connected with one another. Its whole length is about 1.5 m with water running from northeast to southwest. The direction of W-3 differs from the directions of the buildings on Level II and Level III, but its level perhaps belongs to Level II. For the work of identifying bevel IV at X-4, when digging down the earth with the trench of 2 m wide made along the western wall, we have discovered a channel system which consists of 5 cylindrical pottery pipes

connected together at the level of GL-120 cm, 40 cm higher than the blackish grey floor. It is about 1.5 m in all the existent length and evidenced from the connecting method of the pottery pipes and their sloping degree, it seems that the water was once running from northeast toward southwest. Like W-2, we see here the pottery pipes installed with the red mud layer dug down. The mud covered here, which is not greenish, suggests to us that the water was not stagnant. It is hence thought that water was always running here or it was service water or the like. It is still uncertain as to where the water pipe system started from, but maybe belongs to level II.

(9) **B-5E** (Fig.24) (Pl.8b)

A careful survey was conducted at VII-7, VIII-6,7 to confirm how large B-2 was. In spite of digging down to gypsum floor level, however, we were unable to confirm floor or something like that. At the same level as gypsum floor, the brown clayish mud containing much vegetable temper was accumulated 20 cm in thickness. After the removal of the said layer, we found thin deposit of reddish brown mud. Further, digging down the reddish brown mud 2 - 3 cm deeper, 6 small (B-5W), reddish brown square rooms came into our sight. Stratigraphically, we saw reddish brown mud at the upper layer or above. Thus, the removal of the reddish brown mud finally led us to the identification that B-5E is a structure composed of 9 small rooms in all. As for the dimensions of these individual rooms, Rm 7 is a rectangle of 60×120 cm, but the others are nearly squares of 50×60 cm each. All of their walls are 30 cm in width with their present standing height of about 40 cm. The walls, in which only a little quantity of the vegetable fiber, chaff, is mixed, are not so well-built as those of B-1 and B-2. Inside the rooms, there was the deposit of reddish brown mud in the thickness of 30 - 40 cm. Of all over the structure B-5E, some painted potsherds in the Halaf period were only unearthened in the mud, but half of those rooms yielded no finds.

There are no passage-like facilities traceable on the walls, and the floors are not spacious enough to allow daily life there, either. B-5E may have worked as storehouse, but we failed to confirm such natural finds as linking to the clue to understand its evidence.

The plan of the outer walls for Rm 1 - 6 is symmetrical with that of the staircase-type outer wall for Rm 2 in B-2.

(10) **B-5W** (Fig.24)

This is the structure discovered right under the gypsum floor in B-2, and is composed of Rm 10 - 15 in the dimensions of 50×60 cm each and Rm 16 in the dimensions of 120×150 cm. Among them, Rm 10 - 15 lying just under Rm 2 are symmetrical with Rm 1 - 6 in B-5, with Rm 16 inserted between them. Rm 16 is just below Rm 3 in B-2, and we saw both of them use the same wall together. Individual rooms differ in the state of reddish brown mud deposit: its deposit is about 50 cm in Rm 16; 30 - 40 cm in Rm 10, 11 and 13; 15 - 20 cm in Rm 12 and 14; almost no reddish brown mud in Rm 15. Instead, we see vegetable temper -content yellowish brown mud deposited thicker and thicker westward.

(11) **B-6** (Fig.24)

Just like B-5E and B-5W, this is a structure composed of room-groups which are covered with plenty of reddish brown mud, and is located at VIII - XI - 11,12. In spite of the thick walls of 1.5 - 3.0 m each, mixture of vegetable temper there is only a little, and all of them are loosely built. They are too poor for walls. The existing wall is 30 cm high, and the deposit of the reddish brown mud is 20 - 30 cm. They are nearly the same in space with the rectangle of 50×100 cm each. The finds among the mud contain a large quantity of painted pottery in the Halaf period, which is different from those found in B-5E and B-5W. The individual rooms are almost of a size, i.e., the rectangle of 250 - 500 cm each. They are more widely partitioned than the small rooms, B-5E and B-5W. The finds among the mud contain a large quantity of painted pottery in the Halaf period, which is different from those found in B-5E and B-5W.

Structures on Level III

The buildings on this level was used for the foundation of the buildings on Level II.

(1) B-7 (Fig.26) (Pl.13a)

This is almost the same as the gypsum layout shown in B-1 on Level II in plan. Having removed the gypsum floor on Level II, we unearthed lots of potsherds in the Halaf period about 25 cm below, where the floor level was identified. But its wall has been shared with that of B-1, functioning as foundation of B-1. The composition underlying the B-1 gypsum floor is that the gypsum has a single or two layers of final coating; lower than that there is confirmed a rough coating layer of 3 - 5 cm in thickness where pebbles and gypsum are mixed together. Further below, there is brown mixed of 35 - 40 cm in thickness containing chaff temper in the rammed earth, with the black ash layer of 1 - 2 cm in thickness sandwiched in between. Lower than the brown mud layer, at the level of about 1/3 high, there appear potsherd and gravel spreading in horizontal way. Further below there remains dark brown mud of 2 - 3 cm in thickness, followed by greyish green mud and reddish brown mud downward (Fig.8). The greyish green mud and reddish brown mud layers are inclined from east to west. It seems to us that at building B-1, its ground was first leveled with dark brown mud in order to keep its foundation B-7 horizontal, and then after constructing its foundation wall B-7, the ground was laid with brown mud by separately temping it into rammed earth many times, which was finally finished with the rough coat of gypsum over it. It is likely that the gypsum was frequently repaired.

(2) B-8 (Fig.26)

This is a structure attached to B-1 and has 4 or more small square rooms of about 3 m a side. Its walls are built of *tauf* with the wall thickness of 1.0 - 0.7 m. The floors are hardened by beating, not laid with gypsum.

(3) B-9 (Fig.26,27,28) (Pls.14-17)

This was found together with a door-socket and a fireplace. Its wall is a little thinner than the walls of B-1 and B-2 in thickness. The structure, which had been caught by fire, was discovered by us with a large quantity of pottery and stone implements *in situ*.

During the removal work of the gypsum floor in B-2, this structure was uncovered at 40 cm below the floor directly under Rm 4. Its wall is built of *tauf* and 3 rooms have been identified. Each of them contains too much carbide. It has the mud layer of black mud, and dark brown mud. Both the wall faces and floor faces have been burnt. It appears that fire caused its abandonment. There are plenty of things unearthed stuck on the floor. It is possible to reconstruct the life there at the age of its abandonment.

-Rm A- (Room A)

About 80 cm lower than the gypsum floor, a mass of potsherds were thickly scattered all over the room. Many of them are plain pottery. At the northwest corner, there was a jar in perfect shape, and beside it, we found a cup-type earthenware (cap) with a perforation in the middle. Among the potsherds, there were 7 - 8 goods which would be reconstructed into semiperfect ones. Moreover, we saw 3 clay spindles, 1 core and sandstone-make door socket near the south entrance. The potsherds' faces become sooty, but the sand mixture in the paste is very little. They are the ones of good quality in the Halaf period, making metallic sound by patting. The only entire jar uncovered here comes from the late Halaf period, judging from its vessel form and pattern. Lots of carbonized wheat grains were uncovered in this room. And there were confirmed the mud blocks on which some plant stems like reed were imprinted. This gives us very valuable data in studying the ceiling mechanism.

The floor level of Rm A is 15 - 20 cm lower than the portion of the above potsherds' mass. A part of its north side has been found damaged by random confusion. This is the room of 1.5 × 3.6 m in dimensions with its entrance open to the south.

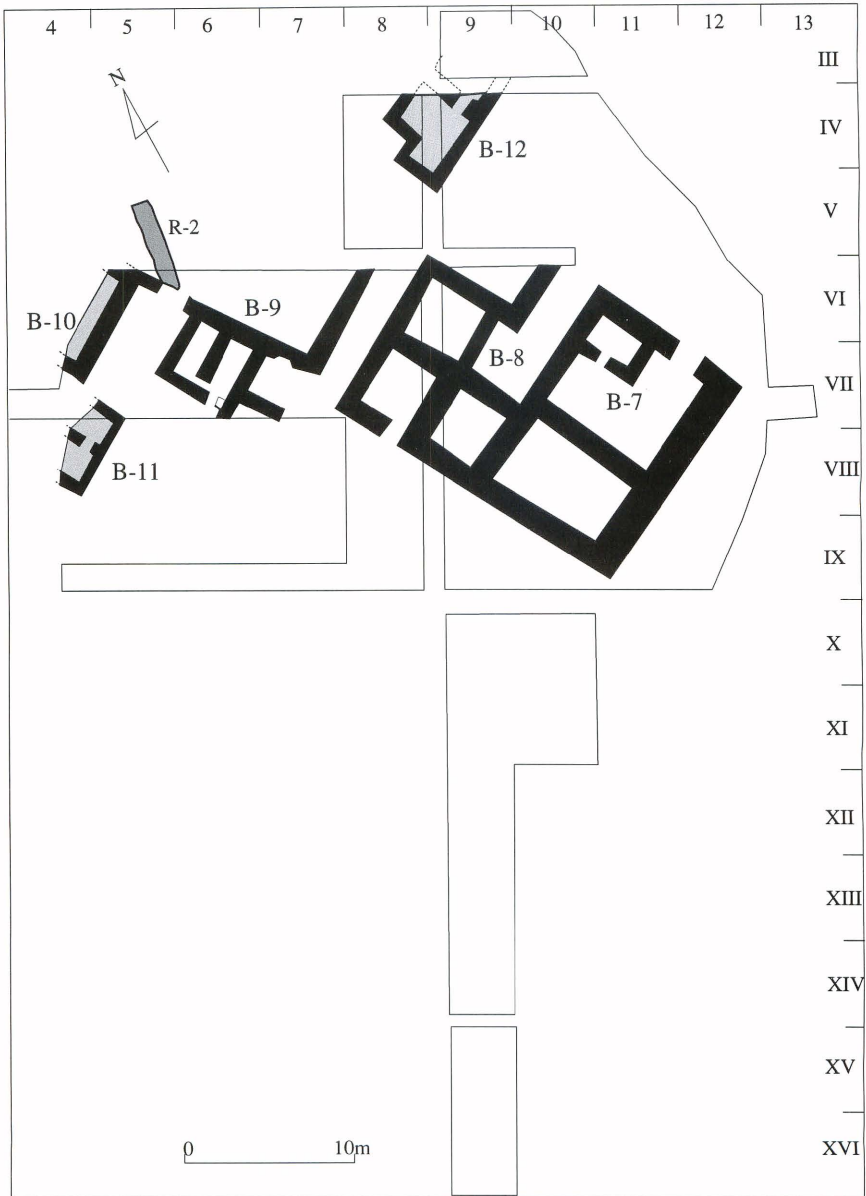


Fig.26 Plan of level III, Tell Songor B

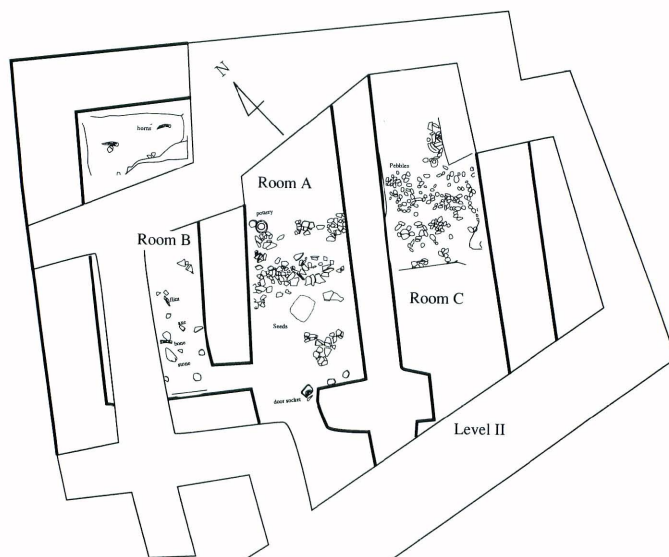


Fig.27 Plan of B-9, level III (upper level)

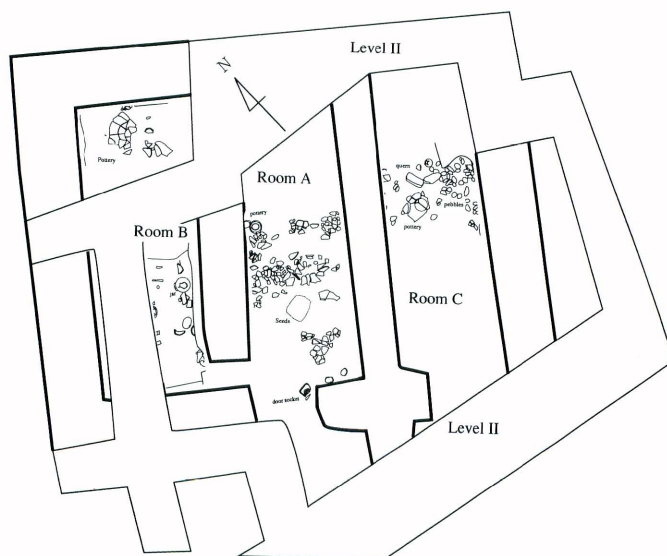


Fig.28 Plan of B-9, level III (lower level)

-Rm B- (Room B)

This is the room with the space of 1.5×3.7 m, part of which extending up to the portion right under Rm 6 in B-2. The existent wall is 40 cm high above the floor level.

Uncovered in the mud at 15 cm above the floor level are 3 rubbing stones, 1 stone vessel, 1 polished stone axe and 1 flint-make blade. Moreover, right upon the floor level, we see 2 semi-complete shaped jars, 3 coarse-make large earthenware pieces a everal earthen fragments. At the north corner (under Rm 6 in B-2), there are some fragments of large pottery about 10 cm above the floor level, and at the portion directly upon the floor, there are 1 polished axe and 2 antlers(?) mixed with potsherds. The quantity of the potsherds uncovered in this room is not so large as that in Rm A. But the discovery of stone implements is more remarkable. Deduced from the existence of animal horns here, they seem to have been used for the material of some hornware or wall decoration.

-Rm C- (Room C)

This is the room of 3.6×2.5 m in dimensions. Its east side has been found damaged by the graves accompanied with mud bricks in the Old Babylonian period. The gravel in the mud deposit is excessively large, insomuch that it covers all over the room at 25 cm higher than the floor level. Here, 1 cup-type vessel and some pieces equivalent to 1 shallow bowl were uncovered. Also, right on the floor level, gravel was found gathering, which is the characteristic of this room. Directly on the floor level, there were an entire small jar whose form is as same as that of the entire jar coming from Rm A, 1 saddle quern (stone plate) and some pottery fragments seemingly constituting a single big bowl or so. And there were a large number of painted potsherds here. We have uncovered such fragments as equivalent to a single painted pottery (jar) stuck fast on the floor. The jar has circle patterns colored brown, green, white and black up and down, with slant lines filled between them, decorated with bucrarium around its shoulders.

(4) B-10 (Fig.26)

This is a structure with gypsum floor discovered at VI,VII-4,5. It is 2 m far from the western entrance of B-2. We have confirmed that it is 4.2 m long in east side wall and 0.6 m long in north and south side walls. And next, it comes to the ground surface and has gone out of sight. Its east wall is 30 cm or so in height, and the gypsum coating method taken here is that its edge has been hollowed like a groove, contrasting with the gypsum coating traceable in B-1 and B-2 where their wall edges are elevated. Situated close to the ground level, the goods on the upperlying level are also mixed together with Ubaid and Halaf pottery here in the deposit.

(5) B-11 (Fig.26)

This is a building with gypsum floors, discovered at VII,VIII-4,5. It is located about 1 m away from the outer wall of B-2, whose gypsum floor is similar to that of B-10 in condition. There are mixed some things coming from the upper layer. At the part directly on the floor level or theresbouts, there are some potsherds which resemble the plain pottery uncovered at B-9. This is regarded as the structure on Level III.

(6) B-12 (Fig.26)

This is a building discovered at IV-8,9, which is provided with gypsum floors, like B-1 and B-2. Its plan looks like that of B-3, but both are not linked together. B-12 is located lower than B-3 in level. The majority of the finds in the deposit are plain potsherds, except for 15 or so painted potsherds. They are the fragments of multiple colors with red and black as their base colors. Among them, there are slant chequer patterns and slant line patterns in addition to such figurative patterns as birds and cows.

(7) R-2 (pebble-paved road) (Fig.26)

This structure has been found inside V-5, where a pebble-paved road is stretching from the outer wall of B-2 at VI-6 nearly northward. It is 4.7 m in length and 1 m in width at present, which is neatly paved

with flat, round gravel in the way of letting it stand each toward major axis, similar to the of R-1. Its south end has been found cut by the outer wall of B-2 on Level II. Evidenced from the situation that B-5W is going under the outer wall of B-2 as foundation, it seems likely that R-2 was destroyed at the construction of B-5W. It can be proved from the evidence that R-2 was found after the removal of the reddish brown mud on Level II; the pottery on Level I were located mixed with others due to its place close to the ground surface; right above R-2, painted potsherds in the Halaf period were uncovered. To sum up, it suggests to us that R-2 belonging to Level III was a road which had many things to do with B-9 and B-10.

Furthermore, in digging the floors of Rm 7 and 8 in B-5E down to Level III, we have located the pebble-paved layer of 60×30 cm in dimensions, which is orderly arranged as in R-1 and R-2. And a large quantity of pebble has also been confirmed at Rm C in B-9. We must take note of the relation between the above two. Also around the northeast doorway of B-3, a pebble-paved road of 2×1.5 m in dimensions have been identified. This is disorderly composed of various sizes of pebble, different from the ones seen in R-1 and R-2. So, it may be considered as a roughly coated gypsum floor, which anyway can be compared with the passage evidenced in Rm C of B-9.

Structures on Level IV

Our excavation area on Level IV covers III-9, IV,V-9,10, VI,VII,VIII,IX-9,10,11, X,XI,XII,XIII,XIV,XV,XVI-9, and VI,VII-5,6,7, starting at the north. Among them, structures have been unearthed at VI,VII-5,6,7.

The structures here are B-13 on the west, B-14 on the south and B-15 on the northeast. We see much ash-content mud layer flowing from the east side higher place of B-15 toward the west side lower place of B-13. They are the structures built on the virgin soil, to be sure, but they have been discovered buried in the ash-content mud deposits.

B-13 (Fig.29)

The wall built of *tauf* is about 50 cm in width, and Rm 1 at the north is 80×300 cm in space, and Rm 2, lying further south, is 230×370 cm. Further eastward, there is a slender room Rm 3 of 30×250 cm in space. We can seldom trace the walls' rising portions. It is still unknown as to the whereabouts of its entrance. What is remarkable about this building is the existence of the buttresses seen outside the walls. None of the antique things have been found here.

B-14 (Fig.29)

This is a square building of about 300 cm a side, whose inside space is not certain. Its wall is also built of *tauf*. But it was impossible for us to clearly distinguish the border between the *tauf*-wall and the assumed-to-be inside space which is also made of clay. Therefore, our only presumption is whether it was platform, or its inside portion was stuffed or placed with clay.

B-15 (Fig.29)

There are 2 round structures of about 130 cm in diameter each standing side by side. They have left no evidence of high temperature, if they were pottery kilns. Moreover, their walls are seen sharply slanting inward. Judging from the above, it is regarded that they were ovens. To the north side of them, there may have been the place related to the ovens.

Structures on level Virgin Soil

The scope of our excavation down to the virgin soil is the same as that of Level IV. The structure uncovered here is a round or oval shaped hollow which was made by digging down to the virgin soil. The structure covers IX-9, VI,VII-5,6,7. But the virgin soil is highest and leveled flat at VI,VII-9,10. From the place, the slope begins toward west all the way. And the above hollow has been made on the slope, IX-9,




Fig.29 Plan of level IV, Tell Songor B

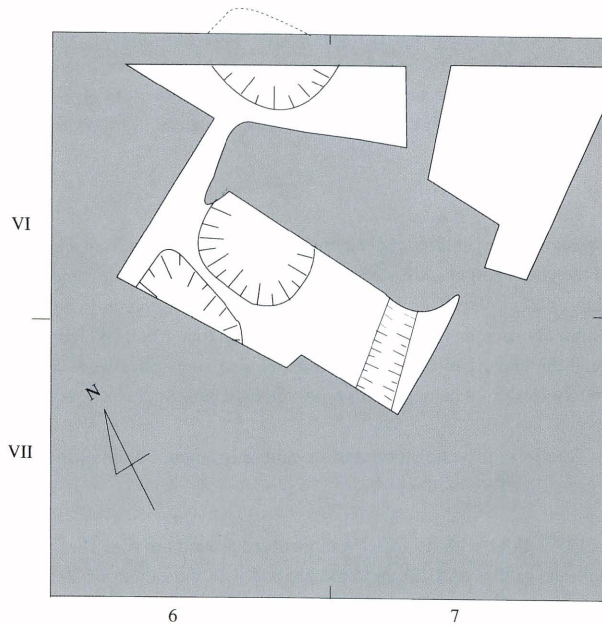


Fig.30 Plan of Virgin soil, Tell Songor B

VI,VII-5,6,7.

It is hard to presume that these ones would be used for dwelling-pits because of their small scale. As excavated at VI,VII-5,6,7 (Fig.30) (Pl.20) however, they are regarded as belonging to the age earlier than that of Level IV, because they have been found under the floor or the wall on Level IV. Probably they were the structures in the Halaf period, because we learn that there is very little information of the finds which have been confirmed as the ones from the Samara period, the earliest level of Tell Songor A, but still the virgin soil is occupied by the potsherds from the Halaf period, without any Samarran structures identified in other areas so far. In the meantime, Songor B has yielded only several pieces of Samarran potsherds. It seems likely that these ones must have strayed into Songor B by merely brought in from Tell Songor A.

Chapter 4 findings

Pottery

As shown below, vessel forms of pottery have been classified with attention paid to the features of individual ages they come from, without regard to the terms of the vessel forms they have. The pottery coming from Level I and Level II, the Ubaid period, have been classed according to the Ubaid pottery classification, while the pottery coming from level II, Level III and Level IV, the ones in the Halaf period, have been classed according to the Halaf pottery type classification. And their calibers and vessel heights have been measured, respectively.

a) Coloring and paste color: 1. brown, 2. green, 3. red, 4. black, 5. buff, 6. cream, 7. white, 8. grey, 9. violet, 10. dark blue (Some of the colour date are analyzed by Munsell Color System, Standard Color Book Deluxe.)

b) Paste containing: 1. sand, 2. clay with chaff, 3. clay only, 4. sand with chaff,

c) Pattern classification: Clear patterns have been described by turning than into their similar types of terms. Most of them, however, are potsherds, which often makes it difficult to give classification of those vessel forms and patterns. Individual types of pottery are to be explained as follows :

Ubaid Pottery

Type I-1-a (Bowl)

This is the commonest bowl seen all through the periods. The caliber varies from about 20 cm up to about 40 cm (largest), and the vessel height is $1/2 - 2/3$ the size of caliber. With minute sand particles included in the paste, it is slightly thick in vessel wall, which is standing upright or a little out-curved. A roundish rim, Type B, is commonly seen and it has a round base. Horizontal belt-like continuous patterns are chiefly applied around the upper part of the outside vessel, and some have wave-like patterns drawn at their lower parts. Pottery Nos. 5 - 8 belong to this type, among which No.5 is a typical example.

Type I-1-b (Large bowl)

This is the same as Type I-1-a in vessel form, but its caliber is larger, 30 cm or thereabout in diameter. The rim form belongs to Type B (Nos. 1 - 4).

Type I-2 (Bowl)

As a whole, it looks like a globe with its vessel wall incurved around the rim. The sizes of this type vary from a small one with the caliber of 8 cm up to the big one with the caliber of 26 cm or so. Especially, small ones are distinctive, looking like almost small jars. The patterns applied outside have their vertical lengths drawn longer than those of the ones seen in type I-1. These are the ones classed in Nos. 37,39,43.

Type I-3 (Deep bowl)

Resembling Type I-1-a, it is remarkable for its sudden out-curve around the rim (No. 86).

Type I-4 (Plate)

A very shallow plate belongs to this type. The mouths of this kind range from about 20 cm to 50 cm in caliber, and they are about 1/7 the size of the caliber in vessel height at most. Some of them have the paste coarsely made (No. 105).

Type I-5 (Shallow bowl)

This vessel has a thick wall which is straightening slantways, with its rim characterized by a flat plane, type A. The caliber is about 20 cm and the vessel height is about half the size of the caliber. The most distinctive of this type is the cross-hatching incised pattern which has been decorated at the inside of the roundish base (Nos. 96, 97). The base is round. Some of them have patterns painted all over the inside surfaces.

Type I-6 (Lid?)

About 10 - 15 cm in caliber; about 1/5 the size of caliber in vessel height. This is probably the lid for the jar evidenced in the Halaf period at Songor. Nos. 110 and 111 belong to this type.

Type I-7 (Plate)

Some vessel walls rise up straight and others become slantingly out-curved. This is far shallower and wider than Type II-2-a in caliber, with its short vessel height compared with its caliber (Nos. 106, 107).

Type I-8 (Large bowl)

This is a shallow, large bowl of nearly 40 cm in caliber and about 1/2 the size of caliber in vessel height. The rim is Type A. Some are painted all over from the flat rim downward around the outside bottom, and others have wavy painted patterns (Nos. 342, 343).

Type I-9 (Bowl)

The majority are 30 - 40 cm in caliber and 1/2 or less the size of the caliber in vessel height. Form making is rather coarse, and semi-circle negative patterns are mostly seen beside the inner rim. The rim whose tip is slightly incurved belongs to Type B. It has a roundish carinated base. Nos. 99 and 100 correspond to this type.

Type I-10 (Beaker)

This type will probably be small in caliber, 12 cm or so, and about 2/3 - 1/1 the size of caliber in vessel height. The vessel wall is thinly made from good-quality clay. Pattern painting is minutely and carefully done outside (No. 55).

Type II-1 (Large plate)

It is a large plate of 40 - 50 cm in caliber, and 1/3 or less the size of the caliber in vessel height. The whole vessel resembles Type III-I -a, apart from the shallower and larger plate than Type III-1-a. And the rim, a flat one, is Type A. The waveform and semi-circle patterns beside the inner rim are distinctive here. Nos. 101 - 103 belong to this type. Also, this is similar to Type II-2-a, but it has no carinated base, nor does it have an out-curved rim.

Type II-2-a (Carinated bowl)

This is one of the typical examples seen in the Ubaid 2 to early Ubaid 3 period. Ordinary ones are 40 cm or so in caliber, and 10 cm or so, about 1/4 the size of the caliber, in vessel height. The vessel wall is largely out-curved, and some excessive carinated ridges are visible around the base. Patterns are painted all over the inside surface of the bowl, and, in particular, the inside bottom has various kinds of motifs, such as chiefly rosetta patterns. Some bowls of this type have their outside surfaces wholly painted out. No. 58 is typical in the Ubaid 2 type and pattern. The bowls belonging to this type are Nos. 57 - 76 whose calibers are limited to 30 cm or thereabout.

Type II-2-b (Carinated bowl)

This is a smaller type of type II-2-a. However, an excessive carinated base cannot be evidenced here. Painted patterns on the inside surface are dominant; there are few instances in which most of both the inside and outside surfaces are simply painted out. No. 84 is the typical one. And this also includes the ones with extraordinarily out-curved rims (No. 87).

Type III-1-a (Deep carinated bowl)

The caliber of 30 - 35 cm, the vessel height of 2/3 or so the size of the caliber, nearly a flat base. The patterns mainly consist of the same waveform motifs drawn inside two parallel lines. This is a sandcontent, stout vessel whose wall is thick, with the traces of spatulascraped forming, despite rather coarse make. Nos. 47 - 49 belong to this type, among which No. 47 is a typical one.

Type III-1-b (Shallow bowl)

This is a vessel form distinctive in the early Ubaid 3 period. There are 2 types: one is about 20 cm in caliber, and the other, smaller one, is about 15 cm in caliber. And their vessel heights are nearly half the sizes of those two, respectively. The vessel wall fitted with the rim of Type B, which is made of good-quality clay, is thin and largely out-curved. The base is of a carinated, a little roundish shape. Vertical element patterns have been applied outside. Nos. 11 - 25 belong to this type, especially noticeable among them is No.11, etc.

Type III-1-C (Deep bowl)

This is similar to Type III-1-b; majority are the ones of about 20 cm in caliber, and about 3/4 the size of caliber in vessel height, taller than Type III-1-b. The vessel wall, made of excellent clayish material, is wholly thin from top to bottom, shaped like the letter S, and the rim, type B, is dominant. It has a rather small flat base. Patterns are mainly applied all over the outside surface. Some have several parallel lines around the inside rims.

Type III-2 (Boat shape vase)

An oval rim of about 22 × 12 cm; many of this type are about 12 cm, about the size of the minor side, in vessel height. Pattern making is flat, Type A; some are painted out toward the outside bottom and others have several waveform lines. We see both of the major sides slightly curved up like boat edges. Nos. 50 - 54 correspond to this type.

Type IV-1 (Short-necked jar)

A short-necked jar which is standing nearly upright. The majority have 4 lugs on the shoulders, respectively. The lugs are horizontally perforated. Most of the small and medium-sized jars have Type B rims, while the larger the jars, the more frequently are Type A rims. Some of them are fitted with spouts (No.136). The whole vessel becomes globular from shoulder down to bottom, which is often curved at the central portion of the bulge. The short-necked portion is painted all over, and various sorts of geometric motifs are drawn from shoulder down to the central bulge portion. Nos. 112 - 137 belong to this type.

Type IV-2

This is a jar with an extremely out-curved neck. The jars of this type include the ones with short neck and the others with long neck, some of which are hard to classify, accordingly. Most of the middle-sized ones have painted patterns, whereas the large ones have no patterns. As for the vessel form, the medium-sized ones are frequently curved at the central portions of the bulges, just like Type IV-1, almost without lugs. The large ones are roundish from shoulder toward bottom, the whole view looking like a globe. Nos. 138 - 161 correspond to this type.

Type IV-3

It can be said that this is the feature of the Ubaid 3 period. somewhat the long, out-curved neck has its outside depicted with waveform and triangle patterns. What is remarkable about the vessel form of this type is that the shoulder is gently sloped down, and the maximum diameter of the bulge is placed lower

than the central part. Nos. 208 - 215 are applicable to this type.

Type IV-4

Resembling Type IV-3, this is provided with an extremely out-curved rim and has a long, swollen neck.

Type IV-5 (Spout jar)

This is a jar fitted with a long spout, and is short in vessel height, which is one of the characteristic vessel forms evidenced in the early Ubaid 3 period. Some of them are not too short in their neck portions. The bulge of this type is unique enough to be curved with a sharp ridge close to the base. The jars with too long spouts have been unearthed at Songor A graves. There are patterns painted all over their outside portions, among which Nos. 200, 201 and 203 have the commonest motifs. The most representative vessel form is No. 197, maybe followed by the potsherds Nos. 198 - 207.

Type IV-6 (Double-rimmed bowl for lid receptor)

A medium-sized bowl fitted with a rim for the use of receiving a lid. Here are simple parallel line and waveform patterns, which are often seen in the Ubaid period. However, the double-rimmed vessels for lid receptor coming from the Ubaid period have distorted necks like jars, while the vessels of this sort from the Halaf period are similar to bowls or the like, almost without necks. Even the larger ones are fitted with double rims, but instead of their distorted necks, they have rather a little outcurved necks. Violet is used for coloring the vessel, somewhat in the Ubaid mode. Without regard to their sizes, large or small, paste is clayish, and the vessel surface is coated with cream slip. The majority have perforated lid receptors. It is likely that many of the bases are wide and flat (No. 194). There are painted patterns outside. Nos. 181 - 196 correspond to this type.

Type IV-7 (Jar)

This is a jar with a too far out-curved rim (Nos. 165, 167).

Type IV-8 (Jar?)

This looks like a deep bowl or so, or a jar or the like with an incurved rim.

Halaf Pottery

Type I-1 (Bowl)

This type is one of the most typical examples in the Halaf period at Tell Songor. Commonly seen are the ones with the caliber of about 20 - 25 cm and the vessel height of 2/3 the size of the caliber. This is a deep bowl whose wall is thinly made of clayish paste, gently curving from rim down toward the base like the letter S. The base is rather small in diameter. All over the outside surface, thin cream slip is applied, over which there are minute geometric patterns, and around the inside rim, several parallel lines are often observed (Nos. 466, - 474).

Type I-2 (Beaker)

This is similar to Type I-1, but is smaller, 12 cm or thereabout in caliber in many cases. The bulge has a gentle S-shaped curve, and is deeper. This type is thinkable for the use of drinking cup, too (Nos. 365, 367).

Type I-3 (Beaker)

Similar to Type I-2, this has patterns all over the outside, with several parallel lines drawn at the inside rim, too. But there is a carination on the bulge (No. 371).

Type I-4 (Beaker)

This is of about a size as Types I-2 and 3. But it has an extremely out-curved rim (No. 375).

Type I-5 (Bowl)

There are single-line and X-letter patterns painted on the inside of the extremely out-curved rim. All over the outside surface, several simple parallel lines are frequently drawn. With 25 cm or so in caliber, the

vessel is unknown about its base. It seems to have a round base, measuring about 1/2 the size of the caliber in vessel height (Nos. 378, - 379).

Type II-1 (Bowl)

This is a typical bowl form in the late Halaf period. The caliber of 25 cm or so; the vessel height of about 2/5 the size of the caliber. It has a short ring base on the bottom. White slip has been carefully applied all over the inside and outside of the bowl first, where fine, multi-colored red, black, white geometric patterns have been depicted. The vessel wall rises up at the bevel of about 45° (Nos. 631, - 640).

Type II-2 (Bowl)

Great resemblance to Type II-1. Yet, the vessel wall of this type rises up slantwise and then gets out-curved around the rim (No. 656).

Type II-3 (Bowl)

This is similar to Type II-2, except for some carinations traceable on the vessel wall (No. 382).

Type II-4 (Bowl)

The vessel wall rises up slantwise like Type II-1, but it is shallower (No. 641).

Type II-5 (Bowl)

A small tray-like bowl with the caliber of 10 - 15 cm and the vessel height of about 1/3 the size of the caliber. Many have no patterns and the rest are painted all over the inside and outside of the vessels (No. 674).

Type II-6 (Bowl)

Medium-sized and large bowls with thick vessel walls rising up slantingly straight. The rim, Type A, is flat, curved inside a little. They are usually without patterns (No. 673).

Type III-1 (Bowl)

A wide-mouthed bowl with the caliber of 15 - 28 cm; rather deep with the vessel height of half the size of the caliber. The vessel wall starts up slantways from the flat base, and then nearly vertically stretches up to the rim of Type B. Some are provided with simple parallel lines on both the outside and inside of the bowl. But many have no patterns. We see some of them fitted with spouts (Nos. 675 - 678).

Type III-2 (Bowl)

This is shallower than Type III-1, despite its resemblance. It has often an incurved vessel wall. Patterns have been depicted inside (Nos. 502, 503).

Type III-3 (Bowl)

A small, deep bowl with its rim rising up nearly straight. The caliber of 7 - 12 cm; 1/2 - 1/1 the size of the caliber in vessel height; Plain pottery (No. 514).

Type III-4 (Bowl)

A deep bowl with its incurved wall. It can be said that this is a bowl or a small jar with painted patterns outside. The vessels of this type include a small one (about 10 cm in caliber), a double rimmed bowl for lid receptor evidenced around the inner rim (about 25 cm in caliber) and a medium sized one with nail-impressed decorations outside (about 28 cm in caliber) (Nos. 694 - 696).

Type IV-1 (Shallow bowl)

A tray of about 30 cm in caliber, 1/3 or less than the size of the caliber in vessel height. The rim is slightly incurved. This is characterized by the strong varnishing on both the inside and outside parts of the vessel (Nos. 516 - 521).

Type IV-2 (Lid?)

The caliber of 20 cm or so; the vessel height of about 1/4 the size of the caliber. Some are without patterns, and others have parallel slant lines and cross-shaped patterns all over the outside vessel, especially on the outside base. This may have been used for a lid for a short-necked jar (Nos. 523 - 526).

Type V-1 (Jar)

A small jar with a very short rim, outside portion of which has often painted patterns (No. 403).

Type V-2 (Jar)

A short-necked small or medium-sized jar (Nos. 717, 718). On the shoulder, some have 4 lugs through which vertical holes are open. The bulge of this sort of jar is either global or has a ridge on the shoulder. The global ones tend to have without patterns, while the ones with ridges on the shoulders have painted patterns and lugs.

Type V-3 (Jar)

This is similar to type V-2, but has a rim for lid receptor around the inner rim (No. 405).

Type V-4 (Jar)

A short-necked jar rising up vertically. Ridges are provided around the central part of the bulge (No. 719).

Type V-5 (Jar)

A jar with its neck nearly vertically rising up, or the one with a long neck which is gradually out-curved. The majority have no patterns, some are fitted with a ring base with painted patterns all over the outside. The rather flat shoulder is provided with ridges (No. 548). There are some peculiar jars which are fitted with lugs with vertical holes open at the outside portions of the long necks.

Type V-6 (Jar)

A long-necked jar with double rim for lid receptor. This is the same type as Type V-5, and the rim for lid receptor evidenced at the inside part of the long neck is specific to this type (No. 549).

Type V-7 (Jar)

In form, this is similar to type V-5, and a long neck and a flat rim are typical of this type (No. 737).

Type V-8 (Jar)

This has a considerably long neck which is getting up nearly upright. And the rim swollen outside has a flat plane like Type V-7. Also, the shoulder is protruded too far, where there are ridges.

Type V-9 (Jar)

Resembling Type V-7, it has lugs on the shoulder (No. 564).

Type V-10 (Jar)

A short-necked jar which is quite peculiar in its too much swollen, angular shoulder (No. 723).

Type V-11 (Jar)

A jar with an out-curved neck. Small ones of this type have painted patterns outside, whereas many of the medium-sized and large ones have no patterns (No. 541).

Type V-12 (Jar)

Resemblance to Type V-10, it is a short-necked jar with flat shoulder (No. 537).

Type V-13 (Jar)

Long-necked, nearly global bulge (No. 544).

Type V-14 (Jar)

A short-necked jar like Type V-4, with lugs on its shoulder (Nos. 536, 538).

Type VI-1 (Tray)

A tray coarsely made of chaff-content paste, with nearly upright vessel wall (No. 534).

Type VI-2 (Tray)

A rectangular vessel with straight-rising wall, coarsely made (No. 530).

Type VI-3 (Tray)

An oval tray coarsely made of chaff-content paste. The vessel wall, nearly standing upright, is sometimes fixed with grips. And others have some shallow parallel grooves on the inner bottom, just like so-called husking tray (No. 528).

Items	Types	Level I (Units)																				Level II (Units)									
		I-1-a	I-1-b	I-1-2	I-1-3	I-1-4	I-1-5	I-1-6	I-1-7	I-1-8	I-1-9	II-2-a	II-2-b	III-1-a	III-1-b	III-1-c	III-2	IV-1	IV-2	IV-3	IV-4	IV-5	IV-6	IV-7	IV-8	I-1-a	I-1-b	I-1-2			
Totals		5	9	1	8	12	47	7	8	1	24	3	88	5	85	35	16	2	27	104	4	11	5	13	5	0	14	1	14	2	
rim D 0-5 cm		0	0	0	0	0	0	0	0	0	0	0	0	0	0	0	0	0	0	0	1	0	1	0	0	0	0	0	0	0	
6-10		0	0	0	0	0	0	0	0	0	0	0	0	0	0	0	0	0	14	12	1	8	3	1	3	0	0	0	0	1	
11-15		1	0	1	2	0	0	2	0	0	0	0	0	0	0	6	0	0	10	21	2	3	1	2	2	0	4	0	3	1	
16-20		5	0	0	5	0	3	5	0	0	2	0	1	2	19	3	2	2	40	0	0	0	6	0	0	7	0	7	0	0	
21-25		0	2	0	0	1	8	0	2	0	4	0	8	4	1	9	3	0	0	16	0	0	0	3	0	0	1	0	1	0	
26-30		0	4	0	1	8	27	0	6	1	16	1	37	0	24	0	9	0	0	14	0	0	0	0	1	0	1	1	2	0	
31-		0	3	0	0	3	9	0	0	0	2	2	42	0	38	0	1	0	0	1	0	0	0	0	0	1	0	1	0	0	
flax rim		0	0	0	1	12	41	3	1	1	1	3	1	1	57	0	1	1	10	19	0	0	1	13	2	0	0	0	0	0	
round rim		6	9	1	7	0	6	4	7	0	23	0	87	4	8	35	15	1	17	83	4	11	3	0	2	0	14	1	14	2	
out-curve rim		0	0	0	0	0	0	0	0	0	0	0	0	0	0	0	0	0	0	0	0	0	0	1	0	0	0	0	0	0	
small sand		0	1	0	1	0	6	0	0	0	2	2	12	0	5	0	1	0	0	7	1	1	1	1	0	0	3	0	3	0	
clay with chaff		0	0	0	0	1	1	0	0	0	0	0	0	0	0	0	0	1	10	1	0	0	0	0	1	0	0	0	0	0	
clay		6	8	1	7	10	38	7	8	1	21	1	76	5	60	35	15	2	26	86	2	10	4	13	4	0	11	1	11	2	
small sand with chaff		0	0	0	0	1	0	0	0	0	0	0	0	0	0	0	0	0	0	0	0	0	0	0	0	0	0	0	0	0	
fine, whitish material		0	0	0	0	0	3	0	0	0	1	1	2	1	1	0	0	0	0	5	0	0	0	0	0	0	0	0	0	0	0
brown fabric color		0	0	0	1	3	1	2	0	0	5	0	13	0	12	1	2	0	6	9	1	0	1	1	1	0	0	0	0	0	0
brownish		1	2	0	0	5	12	4	4	0	3	1	23	2	23	9	3	1	4	23	1	1	5	3	0	3	1	4	1	1	
green		1	1	0	2	1	0	0	0	0	2	0	7	0	1	2	1	0	3	18	1	1	0	1	0	0	1	0	1	1	
greenish		2	2	0	1	1	17	0	4	1	7	0	13	1	4	16	4	0	2	22	1	1	1	3	0	0	4	0	3	0	
red		0	0	0	0	0	3	0	0	0	0	0	1	0	2	0	0	0	2	0	0	0	0	0	0	0	1	0	1	0	
reddish		0	1	0	2	0	4	1	0	0	2	2	7	1	1	0	0	0	8	0	0	0	0	0	0	0	1	0	1	0	
black		0	0	0	0	0	0	0	0	0	0	0	0	0	0	0	0	0	0	0	0	0	0	0	0	0	0	0	0	0	
blackish		0	0	0	0	0	0	0	0	0	0	0	0	0	0	0	0	0	0	0	0	0	0	0	0	0	0	0	0	0	
yellow		2	3	1	1	1	9	0	0	0	3	0	20	1	18	6	6	1	10	14	0	5	1	3	1	0	4	0	4	0	
buff		0	0	0	1	1	1	0	0	0	1	0	2	0	3	1	0	0	0	2	0	3	0	0	0	0	0	0	0	0	
crumy		0	0	0	0	0	0	0	0	0	0	0	0	0	0	0	0	0	0	0	0	0	0	0	0	0	0	0	0	0	
white		0	0	0	0	0	0	0	0	0	0	0	0	0	0	0	0	0	0	0	0	0	0	0	0	0	0	0	0	0	
whitish		0	0	0	0	0	0	0	0	0	0	0	0	0	0	0	0	0	0	0	0	0	0	0	0	0	0	0	0	0	
gray		0	0	0	0	0	0	0	0	0	0	2	0	1	0	0	0	0	2	0	0	0	0	0	0	0	0	0	0	0	
grayish		0	0	0	0	0	0	0	0	0	0	0	0	0	0	0	0	0	0	0	0	0	0	0	0	0	0	0	0	0	
violet		0	0	0	0	0	0	0	0	0	0	0	0	0	0	0	0	0	0	0	0	0	0	0	0	0	0	0	0	0	
light violet		0	0	0	0	0	0	0	0	0	0	0	0	0	0	0	0	0	0	0	0	0	0	0	0	0	0	0	0	0	
thickness 0.0-0.50m		0	0	1	3	0	1	0	7	0	0	0	2	0	0	0	0	0	7	6	1	1	0	0	0	0	1	0	1	2	
0.51-1.00m		5	8	0	8	5	35	7	1	1	23	2	74	3	44	5	15	1	20	68	3	10	0	0	0	0	13	1	13	0	
1.01-1.50		1	1	0	0	3	10	0	0	0	0	1	14	0	21	0	0	1	0	29	0	0	1	0	0	0	0	0	0	0	
1.51-2.00		0	0	0	0	1	0	0	0	0	0	1	1	0	0	0	0	1	0	0	0	0	0	0	1	0	0	0	0	0	
2.01-2.50		0	0	0	0	0	0	0	0	0	0	0	0	0	0	0	0	0	0	0	1	0	1	0	0	0	0	0	0	0	
2.51-3.00		0	0	0	0	0	0	0	0	0	0	0	0	0	0	0	0	0	0	0	0	0	4	13	4	0	0	0	0	0	
3.01-		0	0	0	0	0	0	0	0	0	0	0	0	0	0	0	0	0	0	0	0	0	0	0	0	0	0	0	0	0	
unpainted		1	0	0	5	11	26	7	5	0	5	3	10	0	27	9	1	2	16	75	1	2	2	1	0	0	5	0	5	0	

Item	Type	Level II (Subset)														Level III (Subset)														
		I-3	I-4	I-5	I-6	I-7	I-8	I-9	II-1	II-2-a	II-2-b	III-1-a	III-1-b	III-1-c	III-2	IV-1	IV-2	V-3	V-4	V-5	VI-6	VI-7	VI-8	H-1	H-2	H-3	H-4	H-5		
Totals		2	1	3	2	3	2	5	6	20	5	14	3	2	2	9	16	0	3	0	1	0	0	11	0	0	0	1	5	2
rim D = 0.5 cm		0	0	0	0	0	0	0	0	0	0	0	0	0	0	1	0	0	0	0	0	0	0	0	0	0	0	0	0	
6-1C		0	0	0	0	0	0	0	0	0	0	0	0	0	0	0	4	0	0	1	0	0	0	0	0	0	0	0	0	
11-1B		0	0	0	0	1	0	0	0	0	0	0	0	0	0	0	3	4	0	2	0	1	0	0	0	0	0	0	1	
16-2D		2	1	1	1	0	3	2	0	5	0	3	1	1	0	3	0	0	0	0	0	0	0	6	0	0	0	2	1	
21-2E		0	0	0	0	0	0	0	0	3	0	0	0	0	1	2	0	0	0	0	0	0	0	2	0	0	0	1	3	
26-5G		0	0	2	1	2	2	3	18	1	30	0	1	1	0	7	0	0	0	0	0	0	2	0	0	0	2	1	0	
31-		0	0	0	0	0	0	2	6	4	0	0	0	0	0	0	0	0	0	0	0	0	0	0	0	0	0	0	0	
flat rim		0	0	2	2	0	2	0	4	1	1	13	0	0	0	0	8	0	0	0	0	0	0	0	0	0	0	3	0	
round rim		2	1	1	0	3	0	5	1	19	8	1	3	2	2	9	8	0	3	0	1	0	0	11	0	0	0	2	5	
out-curve rim		0	0	0	0	0	0	0	0	0	0	0	0	0	0	0	0	0	0	0	0	0	0	0	0	0	0	0	0	
small sand		0	0	0	0	0	0	0	0	2	6	3	0	0	0	1	5	0	0	0	0	0	0	0	0	0	0	0	0	
clay with chaff		0	0	0	0	0	0	0	0	0	0	0	0	0	0	0	0	0	0	0	0	0	0	0	0	0	0	0	0	
clay		2	1	3	2	3	2	5	5	18	9	11	3	2	2	8	11	0	3	0	1	C	0	11	0	0	0	1	5	
small sand with chaff		0	0	0	0	0	0	0	0	0	0	0	0	0	0	0	0	0	0	0	0	0	0	0	0	0	0	0	0	
fine, whitish material		0	0	0	0	0	0	0	0	0	0	0	0	0	0	0	0	0	0	0	0	0	0	0	0	0	0	0	0	
brown fabric color		0	0	0	0	0	0	0	0	0	1	0	1	0	0	0	0	0	0	0	0	0	0	1	0	0	0	1	0	
brownish		0	1	1	0	1	1	2	8	5	8	2	1	1	0	3	6	0	0	0	0	0	0	3	0	0	0	1	1	
green		2	0	1	0	0	0	2	0	1	0	0	0	0	1	1	0	0	0	0	0	0	0	0	0	0	0	0	0	
greenish		0	0	0	0	1	0	2	0	9	0	2	0	0	1	4	3	0	3	0	0	0	0	0	0	0	0	0	0	
red		0	0	0	0	0	0	0	0	0	0	0	0	0	0	0	0	0	0	0	0	0	0	0	0	0	0	0	0	
reddish		0	0	1	1	0	0	0	1	0	1	0	0	0	0	0	2	0	0	0	0	0	2	0	0	0	0	0	0	
black		0	0	0	0	0	0	0	0	0	0	0	0	0	0	0	0	0	0	0	0	0	0	0	0	0	0	0	0	
blackish		0	0	0	0	0	0	0	0	0	0	0	0	0	0	0	0	0	0	0	0	0	0	0	0	0	0	0	0	
yellow		0	0	0	0	0	1	1	1	1	3	1	0	0	0	2	0	0	0	0	0	0	4	0	0	0	0	2	0	
buff		0	0	0	0	0	0	0	0	2	0	0	0	0	0	1	0	0	0	0	0	0	0	0	0	0	0	0	0	
cremy		0	0	0	0	0	0	0	0	0	0	0	0	0	0	0	0	0	0	0	0	0	0	0	0	0	0	0	0	
white		0	0	0	0	0	0	0	0	0	0	0	0	0	0	0	0	0	0	0	0	0	0	0	0	0	0	0	0	
whitish		0	0	0	0	0	0	0	0	0	0	0	0	0	0	0	0	0	0	0	0	0	0	0	0	0	0	0	0	
grey		0	0	0	0	0	0	0	0	0	0	0	0	0	0	1	0	0	0	0	0	0	0	0	0	0	0	0	0	
greyish		0	0	0	0	1	0	0	0	0	0	0	0	0	0	0	0	0	0	0	0	0	0	0	0	0	0	0	0	
violet		0	0	0	0	0	0	0	0	0	0	0	0	0	0	0	0	0	0	0	0	0	0	0	0	0	0	0	0	
light violet		0	0	0	0	0	0	0	0	0	0	0	0	0	0	0	0	0	0	0	0	0	0	0	0	0	0	0	0	
thickness 0.0-5.0mm		0	0	0	0	3	0	1	2	0	9	0	2	0	0	3	2	0	0	0	0	0	4	0	0	0	0	1	0	
0.51-1.00mm		2	1	3	2	0	2	4	1	17	9	12	1	2	2	6	10	0	3	0	1	0	0	7	0	0	0	1	4	
1.01-1.50		0	0	0	0	0	0	0	2	3	0	2	0	0	0	4	0	0	0	0	0	0	0	0	0	0	0	0	0	
1.51-2.00		0	0	0	0	0	0	0	0	0	0	0	0	0	0	0	0	0	0	0	0	0	0	0	0	0	0	0	0	
2.01-2.50		0	0	0	0	0	0	0	0	0	0	0	0	0	0	0	0	0	0	0	0	0	0	0	0	0	0	0	0	
2.51-3.00		0	0	0	0	0	0	0	0	0	0	0	0	0	0	0	0	0	0	0	0	0	0	0	0	0	0	0	0	
3.01 -		0	0	0	2	2	2	0	0	0	0	0	0	0	0	6	15	0	0	0	0	0	0	0	0	0	0	0	0	

Items	Level III (Hakuf)			Level IV (Hakuf)										Level V (Hakuf)															
	VI-1	VI-2	VI-3	I-1	I-2	I-3	I-4	I-5	II-1	II-2	II-3	II-4	II-5	III-1	III-2	III-3	III-4	III-5	III-6	III-7	III-8	III-9	III-10	III-11	III-12	III-13	III-14	III-15	
Totals	7	0	1	61	2	0	0	21	90	8	1	1	22	2	101	6	2	1	5	3	2	4	2	8	29	0	25	0	0
rim D 0.5 cm	0	0	0	0	0	0	0	0	0	0	0	0	0	0	0	0	0	0	0	0	0	1	0	0	0	0	0	0	
6-10	0	0	0	2	1	0	0	0	0	0	0	0	0	0	3	0	1	0	0	0	0	1	1	5	2	0	0	0	
11-15	0	0	0	12	1	0	0	0	3	0	0	0	0	2	7	0	1	1	0	0	1	1	0	3	17	0	6	0	
16-20	0	0	0	32	0	0	0	13	12	0	1	0	0	0	21	1	0	0	0	0	1	0	0	0	8	0	4	0	
21-25	1	0	0	12	0	0	0	3	28	4	0	0	0	0	21	4	0	0	2	0	0	1	0	0	1	0	4	0	
26-30	1	0	0	3	0	0	0	4	46	4	0	0	1	4	0	45	1	0	0	3	3	0	1	0	1	0	10	0	
31-	5	0	1	0	0	0	0	1	1	0	0	1	18	0	4	0	0	0	0	0	0	0	0	0	1	0	0	0	
flat rim	7	0	1	0	0	0	0	0	14	2	0	1	22	1	37	5	0	0	3	1	2	1	1	2	5	0	23	0	
round rim	0	0	0	61	2	0	0	2	76	6	1	0	0	1	64	1	2	1	2	0	3	1	4	15	0	2	0	0	
out-curve rim	0	0	0	0	0	0	0	0	0	0	0	0	0	0	0	0	0	1	0	0	0	0	3	0	0	0	0		
small sand	0	0	0	0	0	0	0	0	0	0	0	0	0	0	0	0	0	0	0	0	0	0	1	0	0	0	0		
clay with chaff	0	0	0	0	0	0	0	2	0	0	1	0	0	5	0	0	0	0	0	0	1	0	0	0	0	0	0	0	
clay	1	0	0	59	2	0	0	21	83	7	1	0	9	2	93	6	1	1	5	3	1	3	2	6	26	0	17	0	
small sand with chaff	0	0	0	0	0	0	0	0	0	0	0	0	0	0	0	0	0	0	0	0	0	0	0	0	0	0	0	0	
ice whitish material	0	0	0	0	0	0	0	0	0	0	0	0	0	0	0	0	0	0	0	0	0	0	0	0	0	0	0	0	
brown fabric color	0	0	0	8	0	0	0	1	13	1	0	1	2	0	10	0	1	0	0	1	0	1	0	1	1	0	2	0	
brownish	3	0	0	26	0	0	0	14	57	4	1	0	5	2	0	5	0	3	2	1	1	1	5	11	0	7	0	0	
green	0	0	0	0	0	0	0	0	0	0	0	0	1	0	0	0	0	0	0	0	0	0	1	1	0	6	0		
greenish	1	0	0	3	1	0	0	2	3	0	0	0	2	0	0	0	0	0	0	0	0	0	0	2	0	7	0		
red	0	0	0	3	0	0	0	1	0	0	0	1	0	2	0	0	0	0	0	0	1	0	0	1	0	0	0	0	
reddish	0	0	0	5	0	0	0	1	4	1	0	0	0	0	1	0	0	0	0	0	0	0	0	2	0	2	0	0	
black	0	0	0	0	0	0	0	0	0	0	0	0	0	0	0	0	0	0	0	0	0	0	0	0	0	0	0	0	
blackish	0	0	0	0	0	0	0	0	0	0	0	0	1	0	0	0	0	1	0	0	0	1	0	1	0	1	0	0	
yellow	1	0	1	16	1	0	0	3	11	1	0	0	10	0	17	0	1	0	2	0	1	1	0	1	9	0	4	0	
buff	0	0	0	0	0	0	0	0	0	0	0	0	0	0	0	0	0	0	0	0	0	0	0	0	0	0	0	0	
cermy	0	0	0	0	0	0	0	0	0	0	0	0	0	0	0	0	0	0	0	0	0	0	0	0	0	0	0	0	
white	0	0	0	0	0	0	0	0	0	0	0	0	0	0	0	0	0	0	0	0	0	0	0	0	0	0	0	0	
whitish	0	0	0	0	0	0	0	0	0	0	0	0	0	0	0	0	0	0	0	0	0	0	0	0	0	0	0	0	
gray	2	0	0	0	0	0	0	0	0	0	0	0	0	0	0	0	0	0	0	0	0	0	0	1	0	6	0	0	
grayish	0	0	0	0	0	0	0	0	0	0	0	0	0	0	0	0	0	0	0	0	0	0	0	0	0	0	0	0	
violet	0	0	0	0	0	0	0	0	0	0	0	0	0	0	0	0	0	0	0	0	0	0	0	0	0	0	0	0	
light violet	0	0	0	0	0	0	0	0	0	0	0	0	0	0	0	0	0	0	0	0	0	0	0	0	0	0	0	0	
thickness 0.0-50cm	0	0	0	14	1	0	0	0	10	0	1	0	0	0	3	0	1	0	0	0	0	0	0	1	0	0	6	0	
0.51-1.00cm	0	0	0	46	1	0	0	17	77	8	0	0	4	2	90	6	1	1	5	3	1	4	2	7	27	0	11	0	
1.01-1.50	5	0	1	0	0	0	0	3	3	0	0	1	18	0	5	0	0	0	0	1	0	0	0	2	0	13	0	0	
1.51-2.00	2	0	0	0	0	0	0	1	0	0	0	0	0	0	3	0	0	0	0	0	0	0	0	0	0	1	0	0	
2.01-2.50	0	0	0	0	0	0	0	0	0	0	0	0	0	0	0	0	0	0	0	0	0	0	0	0	0	0	0	0	
2.51-3.00	0	0	0	0	0	0	0	0	0	0	0	0	0	0	0	0	0	0	0	0	0	0	0	0	0	0	0	0	
3.01-	0	0	0	0	0	0	0	0	0	0	0	0	0	0	0	0	0	0	0	0	0	0	0	0	0	0	0	0	
unpainted	7	0	1	2	0	0	0	11	12	2	1	1	22	0	60	5	1	0	1	3	2	2	1	6	28	0	24	0	

Area	Type	Level IV (Halaç)										
		V-10	V-11	V-12	V-13	V-14	VI-1	VI-2	VI-3			
Yishai	rim D, 0-5 m	0	7	3	34	1	35	4	17			
	6-10	0	0	0	0	0	1	0	0			
	11-15	0	0	3	22	0	1	0	0			
	16-20	0	1	0	3	0	4	0	1			
	21-25	0	2	0	2	0	3	0	0			
	26-30	0	3	0	4	0	4	0	1			
	31-	0	1	0	2	0	22	1	11			
	flat rim	0	4	2	9	0	35	4	17			
	round rim	0	3	1	22	1	0	0	0			
	out-curve rim	0	0	0	0	0	0	0	0			
	small stand	0	0	0	0	0	0	0	0			
	clay with chaff	0	0	0	0	0	8	4	15			
	clay	0	5	3	20	1	0	0	0			
	small sand with chaff	0	0	0	0	0	0	0	0			
	fine whitish material	0	0	0	0	0	0	0	0			
	brown fabric color	0	1	0	0	0	3	2	0			
	brownish	0	2	3	5	0	14	1	5			
	green	0	0	0	1	0	1	0	1			
	greenish	0	2	0	9	0	4	0	3			
	red	0	0	0	0	0	0	0	0			
	reddish	0	1	0	1	1	1	0	3			
	black	0	3	0	0	0	0	0	0			
	blackish	0	3	0	1	0	0	0	0			
	yellow	0	3	0	14	0	10	1	4			
	buff	0	0	0	1	0	2	0	0			
	cremy	0	3	0	0	0	0	0	0			
	white	0	0	0	0	0	0	0	0			
	whitish	0	0	0	0	0	0	0	0			
	grey	0	1	0	0	0	0	0	0			
	greyish	0	3	0	0	0	0	0	0			
	violet	0	0	0	0	0	0	0	0			
	light violet	0	0	0	0	0	0	0	0			
	thickness 0-0.50m	0	0	0	0	0	0	0	0			
	0.51-1.00m	0	4	3	26	1	1	0	0			
	1.01-1.50	0	2	0	5	0	19	1	11			
	1.51-2.00	0	1	0	3	0	13	3	5			
	2.01-2.50	0	0	0	0	0	1	0	1			
	2.51-3.00	0	0	0	0	0	0	0	0			
	3.01-	0	0	0	0	0	1	0	0			
	unpatinated	0	7	0	34	1	35	4	17			

Chapter 6 Conclusion

Viewed from the sections of IX-13-5, VII-12-02 and XIV-III-9, the presumption of the hill's levels in the course of individual phases of time, with care taken to the stratigraphy so far mentioned above, is that at the lowermost level, virgin soil, the level connecting IX-12, VII-9 and III-9 is the highest, which is understood by means of these sections, and still it has a flat plane as if leveling had been conducted there, in spite of the plane getting gradually higher toward the east of the tell. Nevertheless, we were unable to identify the existence of some building accompanied with the virgin soil. It is probable that the flat plane was once stretching further eastward. There is a possibility that enormous or quite a number of structures would once exist around here. It is presumed, however, that, after that the erosion caused by the Diyala

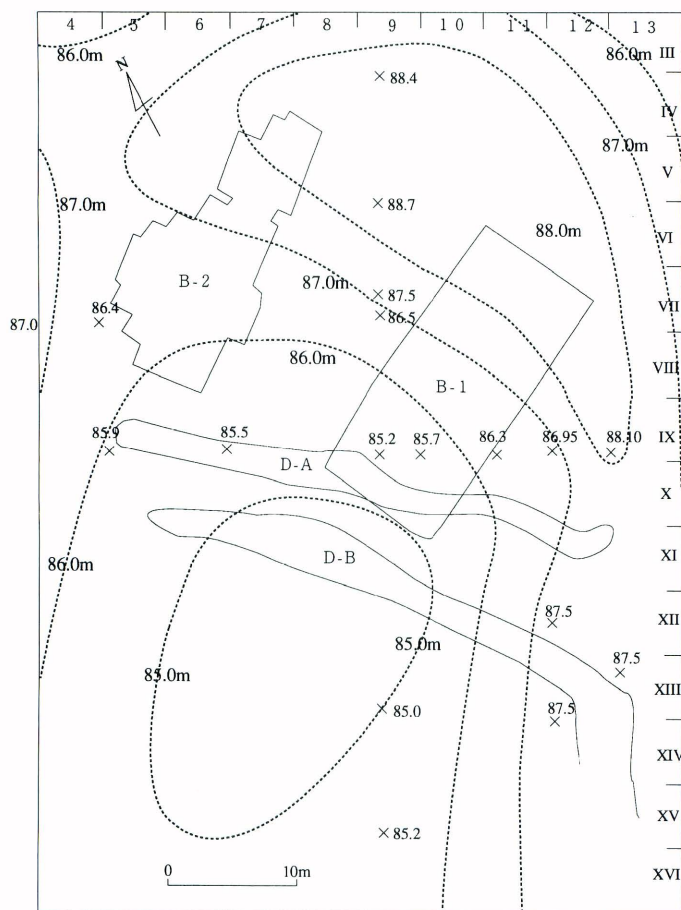


Fig.31 Contour map of Virgin soil, Tell Songor B

brought about the land's ruin, thus, finally resulting in getting smaller and smaller. The highest virgin soil levels are about 88.4 m (III-9) and 88.10 m, (IX-13, 12) above sea level, each. And the highest, widest flat level averages 87.7m above sea level (VI, V-9). Moreover, at the lowlands, IX-9 (85.2 m), XIV-9 (85.0 m) and XVII—XV-9 (85.2 m), they are the ones of about 85.0 m above sea level. probably the place around XII-7 was the lowest, with the level difference of about 3 m. As is evidence from the sectional view, the west side of these levels was an inclined lowland. In thinking of VII-3, 2 as high, it may have been back water just like a marsh. Here at Level IV, plenty of ash-content layers are deposited like flowing from these higher levels toward the western lowland. And these layers originate in the above-mentioned high flat place. Yet, there have been made no discoveries as to the buildings and facilities connected with these ash layers. At the time of our excavation, we found the place very moist, and at some spot we saw underground water flowing (IX-9). Such situation still lasts even when we get to Level III, and at Level II, the reddish brown mud layer suggests to us that some degree of leveling was done there. And, eventually it comes to the same level as the high level, where Songor B has almost flat, occupying a wide range of land. This is the place of about 87.5 m above sea level. Later than this, it comes to be developing into tell-like facilities above the flat land. With the situation of the above-mentioned layers duly kept in mind, it is presumed that at the time of Level I, its high level was the place where Level II structures had once been, showing us the evidence of their fallen decay. However, the low area of the virgin soil seems to have been still moist enough, from which high level of the underground water can be suggested.

Character of the ditch-like structures

At D-B, we find the thick deposit of pale green mud layer and ash layer by turns in the lens-like way, which suggests to us that water would once be stagnant for a long time. As for the character of the ditch-like structures, some possibilities are thinkable as follows:

- (1) The ditch to indicate the border between one residence to another.
- (2) The ditch to protect the residents from danger of the other groups of people or wild animals.
- (3) The ditch to be used as facilities for dehumidifier and drainer.

At Level I, there are no other discoveries than the above ditch structures and kilns. Thus, it means that there is no existence of such buildings as will serve as foundation to make residing area. On the other hand, another assumption is that this signifies an area of production as far as the existence of kilns is concerned. To sum up, therefore, it is hard for us to justify the idea (1), deduced from the evidence that the ditches have been constructed as if they were in parallel with the kiln groups, instead of their surrounding the kilns.

Next, as for the idea (2), it is hard to believe that the forms and depths of the ditches like D-B may have been sufficiently enough to check wild animals' invasion. Furthermore, now that the ditch structures are limited only to the southwest side, it will be impossible for them to defend against the invasion of the other groups of people. The alluvial plain of Mesopotamia is an ill-drained land. Once it rains, it gets so muddy that the vital functions there will not completely be recovered, even 10 days after the rainfall. So, evidenced from the existence of the pebble-paved roads accompanied with the structures on Level II and Level III, it is fully thinkable that the people in the pre-historic age experienced such an ill-drained condition there. This is why the idea (3) is reasonable enough. In addition, there are the kiln groups for making pottery next to the south of the very ditches. Hence, it may be quite natural that D-B structures are concluded as drainage facilities. In the meantime, the ditch is gently sloped from west to east, from which it is presumable that water would not entirely flow there, but the water, which turned to dark green downward, once stood still there so long. The discoveries of the warped potsherds which seem to have

been malformed due to firing, the glazed mud lumps which are maybe caused by firing work, in large quantity among the mud, and lots of ash included there will thus suggest to us that D-B was used for a water-free device and, at the same time, for the place where the ash coming from kiln was thrown away. At D-A, it is thin in mud deposit, which is of sandy quality similar to top soil. Included there are the potsherds in a mass at the bottom at most. It is rather shallow in plan, 40 m or less in existent length and 50 cm or so in depth. D-A is built at the place higher than that of D-B. Probably because of its higher place, D-A has no trace of back water, unlike D-B. It is likely, however, that this ditch, which was once dug in parallel with D-B, was also intended for dehumidifying and draining purposes. And D-A seems to be later than D-B in chronological sequence.

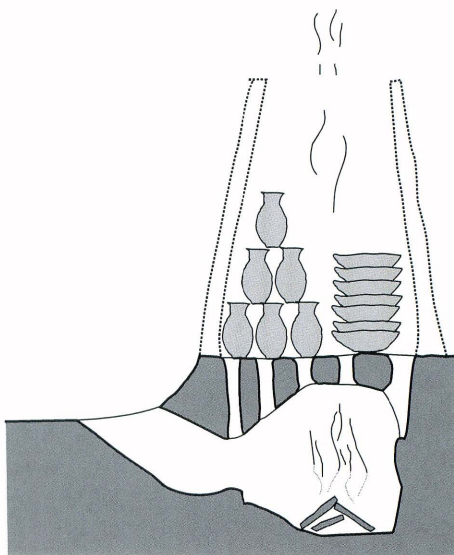


Fig.32 Schematic reconstruction of Kiln 3

Kiln groups

Given below are the analyses made by us about 11 kilns out of all the 14 kilns and ovens, which have been based on individual scopes, shapes and structures. Excluded from the analyses are K-11, obscure in shape, K-12, maybe the kiln for kitchen use, and K-13, the oven for bakery: It is deemed that pottery kilns are classed into underground type, above-ground type and semi-underground type in construction. And their plane shapes include round, oval, rectangular and horseshoe-shaped ones. Also, with regard to the internal mechanism, there are the ones with gratings to divide combustion chamber from firing chamber, the simply-holed ones without grating, the ones with domed roof, the cylinder-like walled ones with no roof, and others.

Now we are to express our views here mainly on their construction systems:

(1) Above-ground type

There is a most primitive method of firing pottery where the pottery piled up on the ground surface are fired by fuel which is put on top of the pottery. We are not sure about whether or not this kind of method had been adopted at Songor, but anyway we must consider whether it will be worthwhile. This will resultantly mean firing by flame oxide.

The above-ground system has to make the wall itself solid in order to support all the weight of the upperlying room with the wall of the combustion chamber. The kilns found at Tepe Sialk, whose walls are built of sun-dried bricks, are good examples of this type, even though they have been constructed in contact with the building walls. Also, the one from Tell Abade belongs to this type in that it is built indoors with its combustion chamber placed above ground. At Songor, however, only the small, horseshoe-shaped K-10 belongs to this type. It is usual that the kilns of this sort are mostly made of sun-dried brick or baked brick, fitted with gratings which divide combustion chamber from firing chamber, and domed ceilings. As years go by, their internal mechanism is getting mechanically better-balanced,

and their sizes are getting larger.

(2) Semi-underground type

This is the system that, after digging a combustion chamber underground in dome-shaped way, and then making the firing hole open, they have been depressed by digging further; next, after applying paste to the wall and making gratings, a firing chamber has been finally constructed upper than those on the ground. It is a method that the lower portion is solidly built, and the upper portion can be made rather easily. K-3 has the traces of long use intended for, through the repeated work of repair and reinforcement by sticking clay together. From this, we can perceive that the ancient people were eager to use the kiln carefully which was the product as a reward for their long labor. The kilns discovered at Tape Gawra and Yarim Tepe that have their combustion chambers ready by digging holes underground, Yarim Tepe like K-3. The mechanism of this type of combustion chamber found at the other sites is so made as to fix the hot air passage where each hole is connected together like a net. On the other hand, K-3 is a kiln provided with a dome-like or cylinder-like combustion chamber in which a clay shelf has been installed by corbeling from the wall of the combustion chamber. The kiln with such sort of combustion chamber of that day cannot be found so far, except for K-3. Regarding the top mechanism, it is thought that holes made at the center of the round ceiling were used for chimneys in the cases of the kilns coming from the above-mentioned sites. It is probable that this was also the case with K-3. Another presumption is, however, that when we hear it that nowadays in Bahrain pottery are being made by using such round kilns as their walls are lifted upright or a little corbeling way, and at firing, pottery are stuffed into their insides, with doors closed with lids, we have ample grounds for believing that K-3 had been the kiln with the same sort of firing system as the ones in Syria and Bahrain.

(3) Underground type

There are several types of kilns about the structure of this underground system. In the first place, there is a system of firing pottery in the hole which has been simply excavated. So, this is a simple firing method without any roof over. It has little to do with the type and structure of the kiln itself. Therefore, various types of kilns such as oval, round, large, small, shallow and deep ones are available for this method. Excepting K-3, all the others such as K-1, 2 and 6, are large kilns of more than 120 cm in monaxial direction and are oval in plane view. So is K-8 in scope and shape. The features commonly seen among them are that the inside of the kiln is of a lower-swollen cone-shaped type, and has no protruding portion from which the existence of a shelf can be clearly suggested. In the case of the kiln in round plan, it may be feasible to estimate that the kiln was composed of two chambers up and down like K-3, while depending on the very fragile evidence of the inner wall's protrusion. However, in the case of the kiln in irregular oval plan. It is rather hard to estimate like that owing to its unstable composition. As for the whole underground type kiln, it seems technically difficult to make a hole itself in the ground. It is required to dig down the ground in the dome-way with the space needed for making a hole secured, and then excavate a hot-air passage, too. Unless the inner wall is made solid, the danger of collapse cannot be avoided. This is why this sort of kiln does not fit Mesopotamia since it is short of inclined plane and is fragile in soil.

Structures with B-1 and B-2 as a core

Gigantic B-1

B-1, some of which is laid with Gypsum, and others not, is the building of 23 m in total length and 10 m in width. And it has the outerwall of 70 cm in thickness. Such a gigantic structure has rarely been seen in those days. There are no moat or circular wall accompanied with this structure. With regard to the roof's structural problem, there are no such examples of the building plan and dome-shaped roof construction as

we see here, as far as that age is concerned. It seems that flat-roofed buildings were of ordinary use those days. It is quite feasible that Rm 4 had a flat roof by using the wall with which to be partitioned from Rm 5 as a buttress. In the meantime, Rm 3 was barely possible from mechanical and structural standpoint to build a flat roof by crossing a beam of 9 m long in east-west direction, apart from the matter of whether or not there was a partition wall placed next to the end of the gypsum floor.

Symmetrical B-2 with a cross-shaped central hall

This is a right-and-left symmetrical building with a cross-shaped central hall of Rm 4. There are entrances at Rm 5 and Rm 3, but it is quite certain that there once would be a main entrance at Rm 1. Its outside looks like a flight of wild geese or staircase-like structure. This type of construction is seen not only in this building Rm3, Rm2, but also in B-3E and B-3W, which have worked as foundations of Rm 2. It is one of the characteristics of that age. Compared with the straight wall, the wall shaped like a flight of wild geese is solid, decorative and gives variety to its outside. The building with a cross-shaped central hall is the style which came to prevail in middle and north Mesopotamia later in the Ubaid period. It can, therefore, be said that the buildings at Songor B are the prototype of those buildings of later periods.

Basic construction of the underground for B-1 and B-2. In regard to the foundation making for B-1, the east of Rm 3, Rm 4 and Rm 5 utilized the wall of the underlying structure; the new west of Rm 3, Rm 2 and Rm 1 were applied leveling to them with burnt reddish brown mud buried, due to their slightly inclined, low places. And then, after making a basic wall, it was leveled by bringing the reddish brown mud in, too. B-6 is a basic wall, which has been packed with reddish brown mud. Next, as for the foundation making for B-2, its east side utilized the wall of B-9 which is lying lower on Level III. At its west side, probably because of the lower location, many small square rooms (B-3E, B-3W) were first built there, which is called 'underground girder', and they were filled with reddish brown mud, thus serving as the foundation of the upperlying structure. In this way, it is because of the high level of technical standard and engineering of that age that the upperlying buildings have been aptly built to meet the requirements of the underground girder in planning.

Mechanism of pottery water pipe Based on the well-preserved W-2, we are to study about the mechanism of the pottery pipe. Since W-2 is built beside the wall of B-4, it has been hollowed into the shape of the letter 'V'. First, placing the pottery pipe close to the vertical plane of the wall, it has been buried, after fixing the connecting parts of the pipe with clayish brown mud. The connection methods of the pottery pipes are that cylinder-like pottery pipes have been rather tightly fitted each other, while the ones with trapezoid section, both ends of which are only engaged together, have been inadequate for fitting. In order to make up for the insufficiency, fixing by clayish mud has been done chiefly around the joints. There are such two kinds of pottery pipes, from which it is considered that each of them was intended for use in separate ways. When the cylinder pipes were discovered, there was a deposit of *Tibun*-content brown mud of 30 cm thick just above them. This suggests to us that they had been completely buried in the mud. On the other hand, the trapezoid-section pipes were found to have their top open, but not any devices to cover around there. Thus, it is presumed that they had been exposed on the top soil, but not completely buried. Besides, W-1 and W-3 were also discovered. Their flow is all from northeast toward southwest. In particular, W-1 has been laid in parallel with the pebble-paved road (R-1). Further at the northeast part, higher than the pebble pavement and the water pipes, it is getting narrower, so that no structures have been uncovered there. Probably the Diyala had eroded around there. In this connection, the discovery of the water pipes which were installed in the method by no means technically inferior to that of the present day tells us that ancient energy had been directed to the catchment and drainage. Hence, this affords the evidence to justify high level of living standard of that day.

Pebble-peved road

R-1 (1.2 m in width; 7.5 m in length) and R-2 (70 cm in width; 5 m in length) are the pebble-paved roads which were constructed with great care. Here and there, at some other places, there are the traces of such sort of pebble pavements as the above instances.

Chronological period of Level II

From among the mud deposit in the structures on Level II, painted potsherds in the late Halaf period have been unearthed, mixed with those in the Ubaid 3 period. Although there are solid, gypsum floors, and the floors themselves have no digging traces probably resulting from wild disorder, the objects from 2 different periods have been lying mixed together, as a matter of fact. Such being the situation, we can make no guess about age determination of these structures. According to the section of the mud layer around VII 10 and 11, however, the B-1 mud has been deposited at the thickness of 10 cm located lower than the top soil of 10 - 15 cm and the layer of 50 - 80 cm on Level I. And it is only 5 - 10 cm in existent wall height. Judging from the above, it is presumable that the objects from both the periods happened to be mixed together, affected by flood. In this case, we should stratigraphically admit the structures to be the ones coming later from the Ubaid period. In the result, we would like to conclude the structural remains to belong to the shifting period from the late Halaf to the Ubaid 3, because living traces with the identical wall shared together have been found at the place lower than B-1 (Halaf period), from which it has been proved that the identical wall was used in the periods of Level II and Level III.

Findings

The Ubaid period

Various shapes of bucranium patterns peculiar to the Halaf period (9, 35, 65, 84). Boat-shaped bowls never visible in the south (50 - 54). Lids to take over the Halaf tradition (110, 111). Pottery disks influenced by the Halaf tradition, which are probably lids (220 - 234). Stone disks (288 - 295). Double-rimmed lid receptors are perforated. Tying strings is rather hard. They are fitted with disk-type lids. Tray-type lids are attached on short-necked jars.

The Halaf period

Nail-traced patterns of 'tumbler type?'. There are perforations on the outside vessel wall, but not on the double-rimmed receptor. Tying strings is easily feasible. They are fitted with disk-shaped lids. Liquid is hard to spill from the vessel, and still pouring it is rather hard, too.

Level I: This is the early Ubaid 3 period. People used to live Songor C, pottery were fired by using the kilns at Songor B, and there were graves at Songor A.

Level II: The shifting period from the late Halaf culture to the Ubaid culture.

Level III: It seems likely that there were ordinary lives in the late Halaf period. Many of the pottery patterns of that age are simple. It was destroyed by fire.

Level IV: This is the late Halaf period. It is quite difficult to restore the lives of those days back to the present. But the pottery here have close resemblance to those uncovered at Songor A.

In the last analysis, this is regarded as the site ranging from the late Halaf up to the early Ubaid 3. And the Halaf culture is indirectly influenced by the Ubaid 3 culture. When coming to Level II, these cultures will directly come to contact each other. With the stronger influence of the Ubaid culture little by little, it will eventually get expanded. It can safely be said that the site would clearly tell us the courses of time and event as mentioned above. Natural circumstances surrounding Songor. What is remarkable about this site all through Level I, Level II and Level III is the elaborate structural remains concerned with water.

They are the above pottery pipe, pebble-paved road, the building's basic construction of underground girder, gypsum-laid floor, baked reddish brown earth maybe for drying purpose, gigantic structures of D-A and D-B, boat-shaped pottery and so on. They are the water facilities for the purpose of drainage and dehumidification. It might signify that Songor had too much rainfall in that day, thus leading to the emergence of high water level. Moreover, it occurs to us that the large degree of the site's collapse could be brought about by the frequent overflow of the Diyala river. Deduced from the evidence that the pottery dating from both the Halaf and Ubaid periods make great use of the waterfowl, snake, leopard and fish motifs, it may quite naturally be considered that the land around Songor is still fertile at the present time, but that the land of that day (though sunk to the depths of the dam) used to be much more fertile and comfortable to live in than today in natural circumstances.

Note

- (1) Fujii, H. (ed.) 1981 Preliminary Report of Excavations at Tell Gubba and Songor, al-Rafidan vol. II, Kokushikan University, p.11 Fig. 1.
- (2) *ibid.*, p. 15 Fig. 2.
- (3) *ibid.*, p. 51 Fig. 24.
- (4) *ibid.*, p. 55.
- (5) Abboud, S. J. 1985 The Ubaid Period in Iraq, BAR International Series 267 (ii) Figs. 43-40.
- (6) Ghirshman, R. 1938 Foilles de Sialk, vol. I, Série archéologique Tome IV, Musée du Louvre, Figs. 5 and 6.
- (7) Tobler, A. J. 1950 Excavations at Tepe Gawra, vol II, University Museum, p. 41, XLIIa.
- (8) Yoffee, N. and Jeffery J. C. (ed.) 1993 Early Stages in the Evolution of Mesopotamian Civilization, The University of Arizona Press, Fig. 6:2:3 and Fig. 8, 11.
- (9) Abboud, S. J. 1985 The Ubaid Period in Iraq, BAR International Series 267 (ii) Fig. 8.13.
- (10) Forest-Foucaut, C. 1980 Rapport sur les fouilles de Kheit Qasim III-Hamrin, Paléorient vol. 6, pp. 221-224.
- (11) Roaf, M. 1989 Social Organization and Social Activities at Tell Madhkur in Upon This Foundation, CNI Publications 10, Fig. 1.
- (12) *ibid.*, Fig. 229.

Catalogue of the Findings

(Figs.33-116)

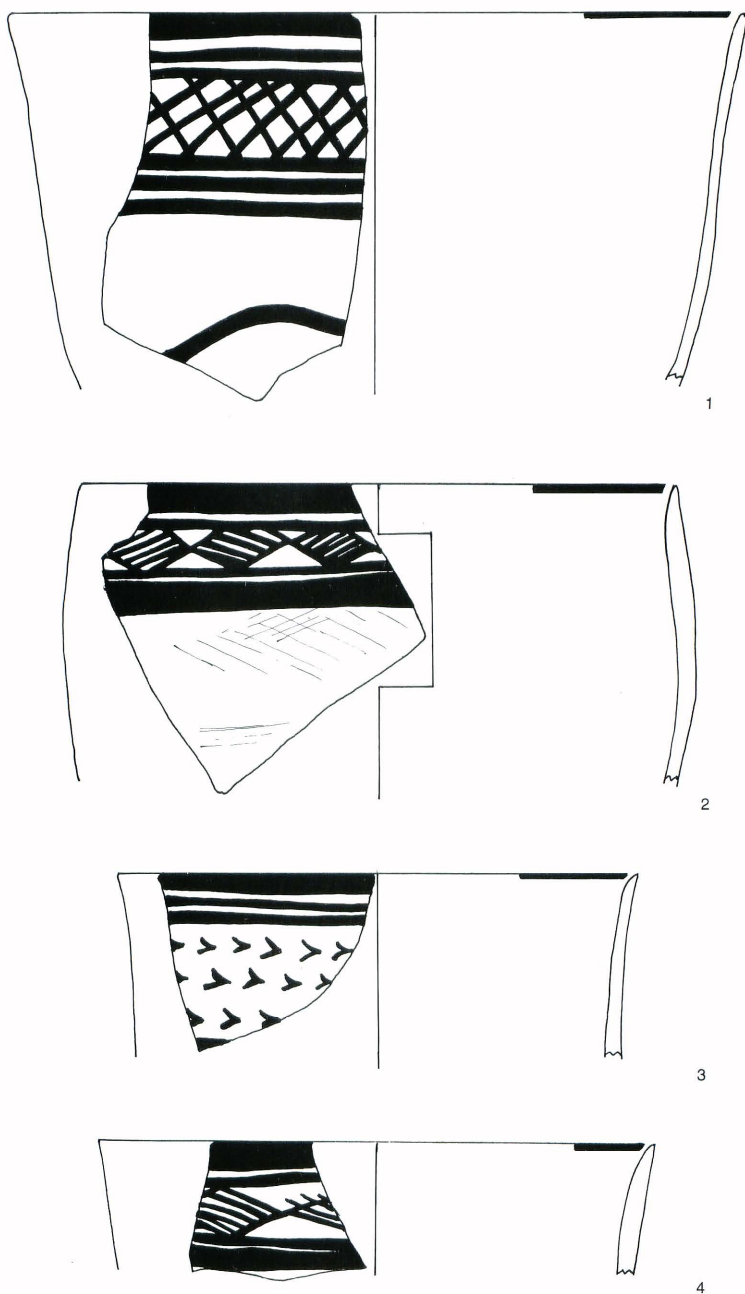


Fig.33 Pottery, level I

1. Large bowl

Type : I-1-b

Dimension : d; 40cm, h; >20.5cm

Painted colour : violet

Painted pattern : checkered band+horizontal parallel band+wave-like decoration

Texture : clay

Texture colour : buff

Surface colour & finishing : inner & outer; brownish, well

Place : SB-417

Remarks : I-192

2. Large bowl

Type : I-1-b

Dimension : d; 32cm ϕ , h; >16.0cm

Painted colour : brownish

Painted pattern : outer; lozenge pattern+horizontal parallel band, inner rim; single line

Texture : sandy clay, sponge paste

Texture colour : inner & outer; buff

Place : XIV-9?

Remarks :

3. Bowl

Type : I-1-b

Dimension : d; 28.0cm, h; >9.2.0cm

Painted colour : brownish

Painted pattern : outer; chevron+horizontal parallel band, inner rim; single line

Texture colour : brown

Texture : sandy clay, sponge paste

Surface colour & finishing : inner & outer; buff, well

Place : SB-7

Remarks : I-2

4. Bowl

Type : I-1-b

Dimension : d; 30cm, h; >7.3cm

Painted colour : greenish brown

Painted pattern : horizontal parallel line + lozenge pattern

Texture : sandy clay

Texture colour : buff

Surface colour & finishing : inner & outer; buff, well

Place : SB-543

Remarks : I-249

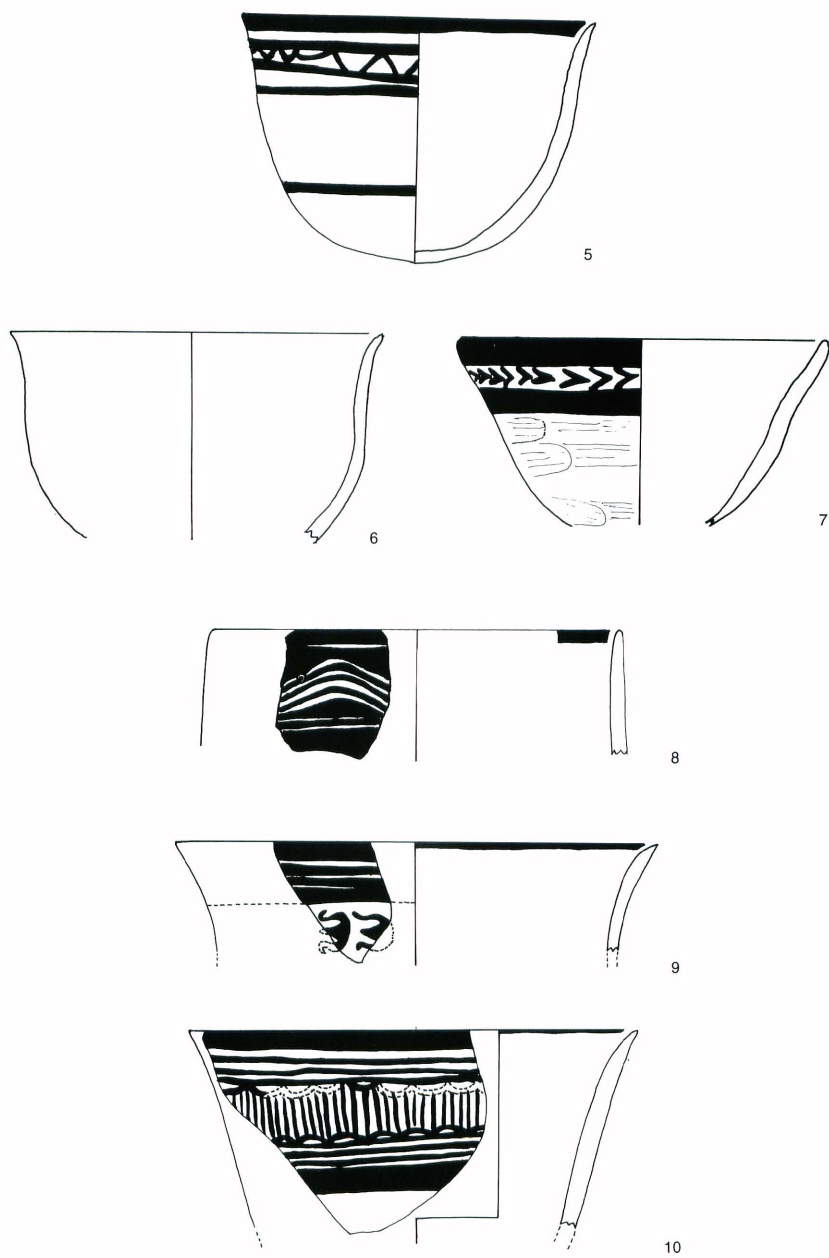


Fig.34 Pottery, level I

5. Bowl

Type : I-1-a
 Dimension : rim diameter; 19cm ϕ , height; 13.0cm
 Painted colour : outer and inner; greenish (5Y 5.5-6/6-7)
 Painted pattern : outer; wave-like decoration+horizontal parallel band, inner rim; single line
 Texture : sandy clay, sponge paste
 Texture colour : greenish (5Y 8-8.5/3-4)
 Surface colour & finishing : inner & outer; greenish, well
 Place : SB-479
 Remarks : nearly complete vessel

6. Bowl

Type : I-1-a
 Dimension : d; 20.0cm ϕ , h; >10.8cm
 Painted colour : outer; red
 Painted pattern : outer; unknown (by erosion)
 Texture : clay
 Texture colour : reddish, sponge paste
 Surface colour & finishing : unknown (by erosion)
 Place : SB-763
 Remarks :

7. Bowl

Type : I-1-a
 Dimension : d; 20cm ϕ , h; >10.5cm
 Painted colour : greenish
 Painted pattern : outer; chevron + band
 Texture : sandy
 Texture colour : brown
 Surface colour & finishing : inner & outer; buff, well
 Place : SB-520
 Remarks : I-41

8. Bowl

Type : I-1-a
 Dimension : h; 6.5cm,
 Painted colour : brackish dark green
 Painted pattern : outer; horizontal parallel line zigzag, inner rim; single band
 Texture : clay
 Texture colour : buff
 Surface colour & finishing : wet smooth
 Place : SB-406 near kilns
 Remarks :

9. Deep bowl

Type : III-1-c
 Dimension : d; 26.0cm ϕ , h; 5.5cm
 Painted colour : dark brown
 Painted pattern : outer; bucranium motif+horizontal parallel band, inner rim; single line
 Texture : clay
 Texture colour : buff
 Surface colour & finishing : outer; whitish slip ?
 Place : X-7, ash pile in front of the kiln, -130cm
 Remarks :

10. Deep bowl

Type : III-1-c
 Dimension : d; 22.0cm ϕ , h; >10.5cm
 Painted colour : outer; brown
 Painted pattern : wave-like decoration band with vertical parallel lines
 Texture : sand included black colour sand
 Texture colour : light brownish
 Surface colour & finishing : wet smooth ?
 Place : XI-8, Ditch B, -30-50cm
 Remarks :




Fig.35 Pottery, level I

11. Bowl

Type : III-1-b
 Dimension : d; 20.0cm, h; 9.5cm>9.0cm
 Painted colour : reddish violet
 Painted pattern : outer; tree motif
 Texture : clay
 Texture colour : buff
 Surface colour & finishing : wet smooth
 Place : SB-255
 Remarks :

12. Bowl

Type : III-1-b
 Dimension : d; 20.0cm ϕ , h; 9.0cm>8.0cm
 Painted colour : outer; dark green
 Painted pattern : lozenge pattern
 Texture : clay
 Texture colour : greenish
 Surface colour & finishing : wet smooth
 Place : X-7, -60-80cm,
 Remarks :

13. Bowl

Type : III-1-b
 Dimension : d; 17.0cm ϕ , h; 9.3cm
 Painted colour : out; dark brown, ins; dark brown(rim)
 Painted pattern : out; vertical lines+71-like motif,
 inner rim; single line
 Texture : clay
 Texture colour : light brownish
 Surface colour & finishing : light brownish, slip
 Place : SB-482,
 Remarks : I-611

14. Bowl

Type : III-1-b
 Dimension : d; 20.0cm ϕ , h; >5.0cm
 Painted colour : dark green
 Painted pattern : butterfly motif ?
 Texture : clay
 Texture colour : yellowish
 Surface colour & finishing : wet smooth
 Place : IV-8, -0-30cm
 Remarks :

15. Bowl

Type : III-1-b
 Dimension : d; 16.0cm, h; 5.0cm
 Painted colour : blackish violet
 Painted pattern : outer; fish motif ? +horizontal
 parallel band
 Texture : clay
 Texture colour : green
 Surface colour & finishing : stroking
 Place : XI-7, -60-80cm
 Remarks : Similar to Ras al Amiya,
 Tepe Giyan VA

16. Deep bowl

Type : III-1-b
 Dimension : d; 18.0cm, h; >10.0cm
 Painted colour : outer; brownish red
 Painted pattern : zigzag+vertical band
 Texture : sandy clay
 Texture colour : light brownish
 Surface colour & finishing : light brownish
 Place : X, XI-7, 8, -60-80cm

17. Deep bowl

Type : III-1-c
 Dimension : d; 20.0cm, h; >6.5cm
 Painted colour : outer; dark green
 Painted pattern : lozenge pattern with vertical parallel
 lines+horizontal parallel band
 Texture : sand included black colour sand
 Texture colour : buff
 Surface colour & finishing : wet smooth
 Place : SB-659
 Remarks :

18. Bowl

Type : III-1-b
 Dimension : d; 20cm ϕ , h; >11.5cm
 Painted colour : blackish green
 Painted pattern : lozenge pattern
 Texture : clay
 Texture colour : greenish
 Surface colour & finishing : inner & outer; greenish,
 well
 Place : SB-1924
 Remarks : I-60

19. Deep bowl

Type : III-1-c
 Dimension : d; 20.0cm, h; >6.0cm
 Painted colour : brownish violet
 Painted pattern : wave-like decoration with vertical
 parallel lines
 Texture : clay
 Texture colour : brownish
 Surface colour & finishing : outer; cream slip, inner;
 wet smooth
 Place : XIII-9, -25cm-90cm
 Remarks :

20. Jar

Type : III-1-b
 Dimension : h; >10.0cm
 Painted colour : dark brown
 Painted pattern : X-like motif+horizontal parallel
 band
 Texture : sandy clay
 Texture colour : buff
 Surface colour & finishing :
 Place : SB-627
 Remarks :

21. Deep bowl

Type : III-1-c
 Dimension : h; >6.5cm
 Painted colour : outer; dark brownish and dark green
 Painted pattern : wave-like decoration with vertical
 parallel lines+horizontal parallel band
 Texture : clay
 Texture colour : greenish
 Surface colour & finishing : wet smooth
 Place : SB-609
 Remarks : Painted pattern was designed by scratched
 motif on the painted band.




Fig.36 Pottery, level I

22. Deep bowl

Type : III-1-b
 Dimension : d; 14.0cm ϕ , h; 5.5cm
 Painted colour : outer; red violet
 Painted pattern : outer; parallel zigzag
 pattern+horizontal parallel lines

Texture : clay
 Texture colour : reddish brown
 Surface colour & finishing : wet smooth
 Place : SB-2
 Remarks :

23. Deep bowl

Type : III-1-b
 Dimension : d; 14.0cm ϕ , h; >4.5cm
 Painted colour : outer; reddish violet
 Painted pattern : concentric circle design+horizontal
 parallel band

Texture : clay
 Texture colour : redish brown
 Surface colour & finishing : wet smooth,
 Place : SB-738
 Remarks :

24. Deep bowl

Type : III-1-b
 Dimension : d; 14.0cm, h; >4.5cm
 Painted colour : blackish green
 Painted pattern : outer; vertical wave-like pattern with
 horizontal parallel lines

Texture : clay
 Texture colour : greenish
 Surface colour & finishing : inner & outer; buff, well
 Place : SB-20
 Remarks : 1-91

25. Bowl

Type : III-1-b
 Dimension : d; 15.0cm, h; >4.0cm
 Painted pattern : outer; dark green
 Painted pattern : wave-like decoration+horizontal
 parallel line

Texture : clay
 Texture colour : greenish
 Surface colour & finishing : cream slip ?
 Place : XI-7/8, -90cm

26. Deep bowl

Type : III-1-c
 Dimension : d; 20cm ϕ , h; >13cm
 Painted colour : dark brown
 Painted pattern : outer; vertical wave-like pattern +
 vertical cross-hatching band

Texture : sandy clay
 Texture colour : buff
 Surface colour & finishing : outer; buff,
 inner; brownish,

Place : X, XI-8, -60-80cm, Ditch B
 Remarks :

27. Deep bowl

Type : III-1-c
 Dimension : d; 22.0cm, h; >10.5cm
 Painted colour : redish brown
 Painted pattern : oval design+oblique wave-like
 decoration+horizontal parallel band

Texture : clay
 Texture colour : buff
 Surface colour & finishing : inner & outer; wet smooth
 Place : SB-217, Ditch B
 Remarks :

28. Deep bowl

Type : III-1-c
 Dimension : h; >6.5cm
 Painted colour : outer; light brown
 Painted pattern : X-like pattern ?
 Texture : clay

Texture colour : brown
 Surface colour & finishing : outer ; cream slip,
 inner; wet smooth

Place : SB-139

Remarks :

29. Deep bowl

Type : III-1-c
 Dimension : d; 26.0cm ϕ , h; >6.5cm
 Painted colour : brownish violet
 Painted pattern : herringbone pattern+horizontal
 parallel line

Texture : clay
 Texture colour : buff
 Surface colour & finishing : outer; cream slip ?, inner
 wet smooth

Place : SB-506

Remarks :

30. Deep bowl ? (base)

Type : III-1-c ?
 Painted colour : dark green
 Painted pattern : round motif+horizontal parallel band
 Texture : sand
 Texture colour : buff
 Surface colour & finishing : outer; buff, inner; brown,
 Place : X, XI-7, 8, -50cm , Ditch B
 Remarks : similar to Susiana b, c

31. Deep bowl

Type : III-1-c
 Dimension : d:26.0cm ϕ , h; >5.5cm
 Painted colour : dark green
 Painted pattern : outer; herringbone pattern,
 inner; horizontal parallel lines

Texture : clay
 Texture colour : greenish
 Surface colour & finishing : inner & outer; wet smooth
 Place : SB-91(Ditch A)
 Remarks :

32. Small bowl

Type : III-3
 Dimension : d; 8.0cm, h; 5.0cm
 Painted colour : dark green
 Painted pattern : painted on outer all surface, inner rim;
 single line

Texture : sandy clay
 Texture colour : buff
 Surface colour & finishing : well
 Place : SB-90

Remarks :

33. Beaked spout

Type : ?
 Dimension :
 Painted colour : plain
 Painted pattern : plain
 Texture : clay
 Texture colour : light brown
 Surface colour & finishing :
 Place : Ditch B, SB-408
 Remarks :

34. Deep bowl ? (base)

Type : ?
 Dimension : base diameter; 13.0cm ϕ , h; >12.0cm
 Painted colour : dark brownish green
 Painted pattern : horizontal parallel band
 Texture : sandy clay
 Texture colour : light brown
 Surface colour & finishing : outer; buff, stroking and
 brush-mark finishing, inner; light brownish,
 Place : SB-483
 Remarks :

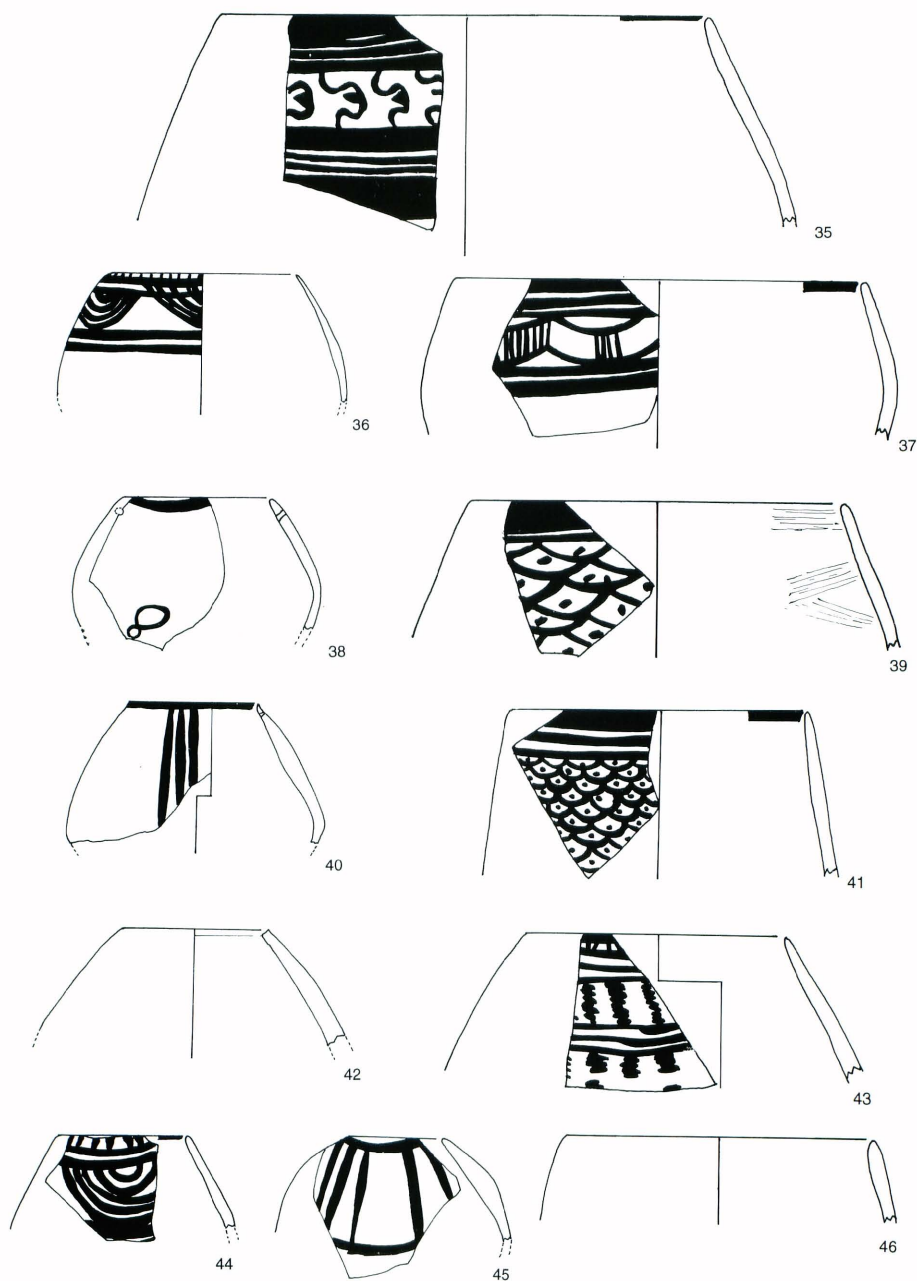


Fig.37 Pottery, level I

35. Bowl

Type : I-1-b
 Dimension : d; 26cm ϕ , h; >11cm
 Painted colour : brownish green
 Painted pattern : outer; bucranium+horizontal parallel band
 Texture : sandy clay
 Texture colour : buff
 Surface colour & finishing : wetsmooth
 Place : IX-7, Ditch A
 Remarks :

36. Jar

Type : IV-5
 Dimension : d; 10.0cm ϕ , h; 7.0cm
 Painted colour : dark brown
 Painted pattern : outer; concentric arc design+ horizontal parallel band
 Texture : sandy clay
 Texture colour : buff
 Surface colour & finishing : outer; whitish wet smooth, inner; buff
 Place : SB-431
 Remarks :

37. Bowl

Type : I-2
 Dimension : d; 22cm ϕ , h; >8.3cm
 Painted colour : dark green
 Painted pattern : wave-like decoration with vertical parallel lines+horizontal parallel band
 Texture colour : buff
 Texture : sand included black colour sand
 Surface colour & finishing : wet smooth
 Place : SB-1931
 Remarks :

38. Jar

Type : IV-5
 Dimension : d; 8.0cm, h; >7.0cm
 Painted colour : brown
 Painted pattern : outer; 8-like motif
 Texture : sandy clay
 Texture colour : buff
 Surface colour & finishing : wet smooth,
 Place : X-7.8, -120-140cm
 Remarks : hole for repairing?

39. Bowl

Type : I-2
 Dimension : d; 20cm ϕ , h; >7.5cm
 Painted colour : dark brown
 Painted pattern : outer; fish scale pattern
 Texture : small sand
 Texture colour : buff
 Surface colour & finishing : outer; wetsmoothbuff, inner; stroking
 Place : SB-72
 Remarks :

40. Jar

Type : IV-5
 Dimension : d; 8.0cm ϕ , h; 8.0cm
 Painted colour : blackish green
 Painted pattern : three vertical lines
 Texture : sandy
 Texture colour : greenish
 Surface colour & finishing : inner & outer; greenish, erosion
 Place : XI-8, -80cm
 Remarks : 1-429 , two holes near rim

41. Bowl

Type : I-2
 Dimension : d; 16cm ϕ , h; >8.5cm
 Painted colour : reddish violet
 Painted pattern : outer; fish scall pattern+horizontal parallel band, inner rim; single line
 Texture : small sand
 Texture colour : buff
 Surface colour & finishing : outer; wetsmooth
 Place : SB-143 (Ditch B)
 Remarks :

42. Jar

Type : IV-5
 Dimension : d; 10.0cm ϕ , h; 6.0cm
 Painted colour : plain
 Painted pattern : plain
 Texture : sandy clay
 Texture colour : brownish
 Surface colour & finishing : inner & outer; brownish, well
 Place : SB-532
 Remarks : 1-594

43. Bowl

Type : I-2
 Dimension : d; 14cm ϕ , h; 7.5cm
 Painted colour : reddish brown
 Painted pattern : vertical zigzag lines+horizontal parallel lines
 Texture : clay
 Texture colour : reddish
 Surface colour & finishing : outer; cream slip, inner; reddish, strokeing
 Place : XI-8, -80cm
 Remarks :

44. Jar

Type : IV-5
 Dimension : d; 7.0cm, h; >5.0cm
 Painted colour : dark violet
 Painted pattern : outer; concentric arc design+horizontal parallel band + vertical short lines
 Texture : clay
 Texture colour : buff
 Surface colour & finishing : outer; , cream slip, inner; creamy wetsmooth
 Place : XI/X-8, -50-80cm, Ditch B
 Remarks :

45. Jar

Type : IV-5
 Dimension : d; 5.0cm, h; 5.5cm
 Painted colour : dark green
 Painted pattern : vertical lines
 Texture : sandy clay
 Texture colour : greenish
 Surface colour & finishing : inner & outer; greenish, well
 Place : XI-8, Ditch B—80cm
 Remarks :

46. Deep bowl

Type : I-2
 Dimension : d; 16.6cm ϕ , h; >4.0cm
 Painted colour : plain
 Painted pattern : plain
 Texture : clay
 Texture colour : brownish
 Surface colour & finishing :
 Place : SB-879
 Remarks :



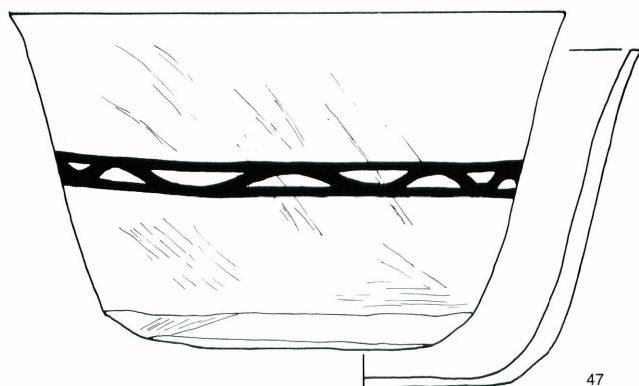


Fig.38 Pottery, level I

47. Deep bowl

Type : III-1-a
 Dimension : d; 30.0cm, h; 18.0cm
 Painted colour : brown
 Painted pattern : outer; wave-like decoration
 Texture : small sand
 Texture colour : inner & outer; buff
 Surface colour & finishing : scraping with spatula near base
 Place : XIII-9, -30-50cm, kiln and the surroundings
 Remarks :

48. Pot

Type : III-1-a
 Dimension : d; 60.0cm ϕ , h; >21.2cm
 Painted colour : plain
 Painted pattern : plain
 Texture : sandy clay
 Texture colour : buff
 Surface colour & finishing : reddish brown, brush-mark finishing and stroking
 Place : SB-164
 Remarks :

49. Bowl

Type : III-1-a
 Dimension : d; 70.0cm?, h; >21.0cm
 Painted colour : plain
 Painted pattern : plain
 Texture : sandy clay
 Texture colour : brownish
 Surface colour & finishing : brownish, well
 Place : SB-164
 Remarks : 1-378

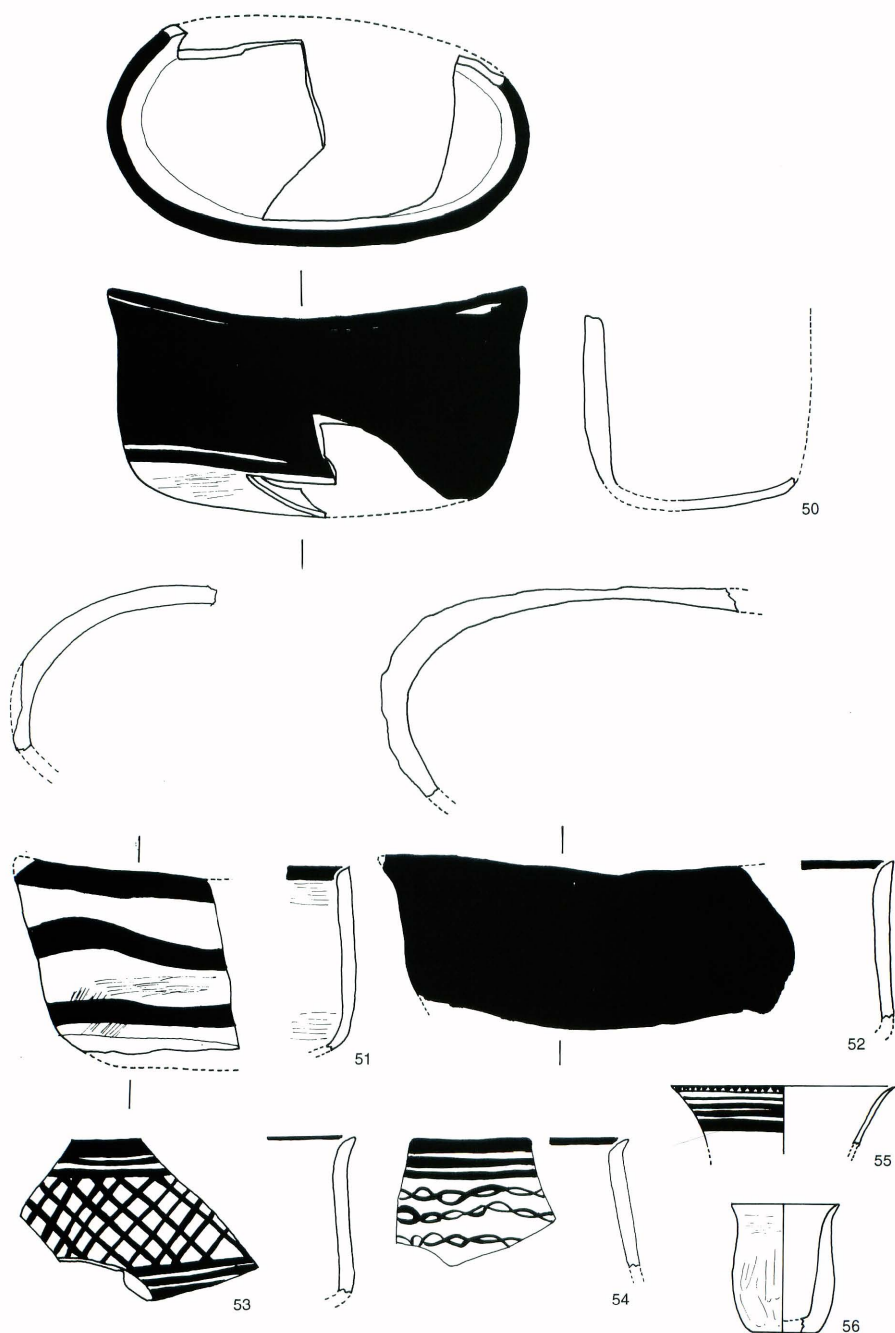


Fig.39 Pottery, level I

50. Boat-shape bowl

Type : III-4
 Dimension : 23.0cm × 12.0cm, h; 12.5cm
 Painted colour : brown
 Painted pattern : painted at all outer surface
 Texture : sandy clay
 Texture colour : buff (bawnish colour at core of the wall)
 Surface colour & finishing : inner & outer; wetsmooth, stroking, scraping with spatula on the base
 Place : SB-5
 Remarks :

51. Boat-shape bowl

Type : III-4
 Dimension : >10.0cm × >12.0cm, h; >11.0cm
 Painted colour : brownish (2.5YR 3.5-4/10-11)
 Painted pattern : wave-like decoration+horizontal parallel band
 Texture : clay
 Texture colour : brownish
 Surface colour & finishing : brownish, well
 Place : SB-11
 Remarks : I-408

52. Boat-shape bowl

Type : III-4
 Dimension : 12.0cm × >20.0cm, h; >8.5cm
 Painted colour : brownish
 Painted pattern : painted at all outer surface
 Texture : sandy clay
 Texture colour : brownish
 Surface colour & finishing : well
 Place : SB-7
 Remarks : I-425

53. Boat-shape bowl

Type : III-4
 Dimension : h; >8.0cm
 Painted colour : dark green
 Painted pattern : cross-hatching+horizontal parallel line
 Texture : sand
 Texture colour : greenish
 Surface colour & finishing : wet smooth
 Place : SB-145(Ditch A)
 Remarks :

54. Jar

Type : IV-2
 Dimension : h; >7.0cm
 Painted colour : dark greenish brown
 Painted pattern : chain-like pattern+horizontal parallel lines
 Texture : sandy clay
 Texture colour : buff
 Surface colour & finishing : outer; whitish slip, inner; wet smooth
 Place : VIII-7, +20cm
 Remarks :

55. Beaker

Type : I-10
 Dimension : d; 12.0cm ϕ , h; 9.0cm>3.0cm
 Painted colour : dark blue
 Painted pattern : triangle row+horizontal parallel band
 Texture : clay
 Texture colour : greenish
 Surface colour & finishing : inner & outer; greenish, wet smooth
 Place : XI-8, -50cm, Ditch B
 Remarks : Similar to Ras al Amiya

56. Beaker

Type : I-10
 Dimension : d; 6.0cm ϕ , h; 7.0cm
 Painted colour : plain
 Painted pattern : plain
 Texture : clay
 Texture colour : brown
 Surface colour & finishing : scraping with spatula and stroking, buff
 Place : SB-478
 Remarks :




Fig.40 Pottery, level I

57. Carinated bowl

Type : II-2-a

Dimension : d; 39.0cm, h; 11.0cm

Painted colour : dark green

Painted pattern : inner base; cross pattern, outer; band

Texture : sandy clay

Texture colour : buff

Surface colour & finishing : scraping with spatula, stroking

Place : Ditch B

Remarks : complete vessel with a little deformation

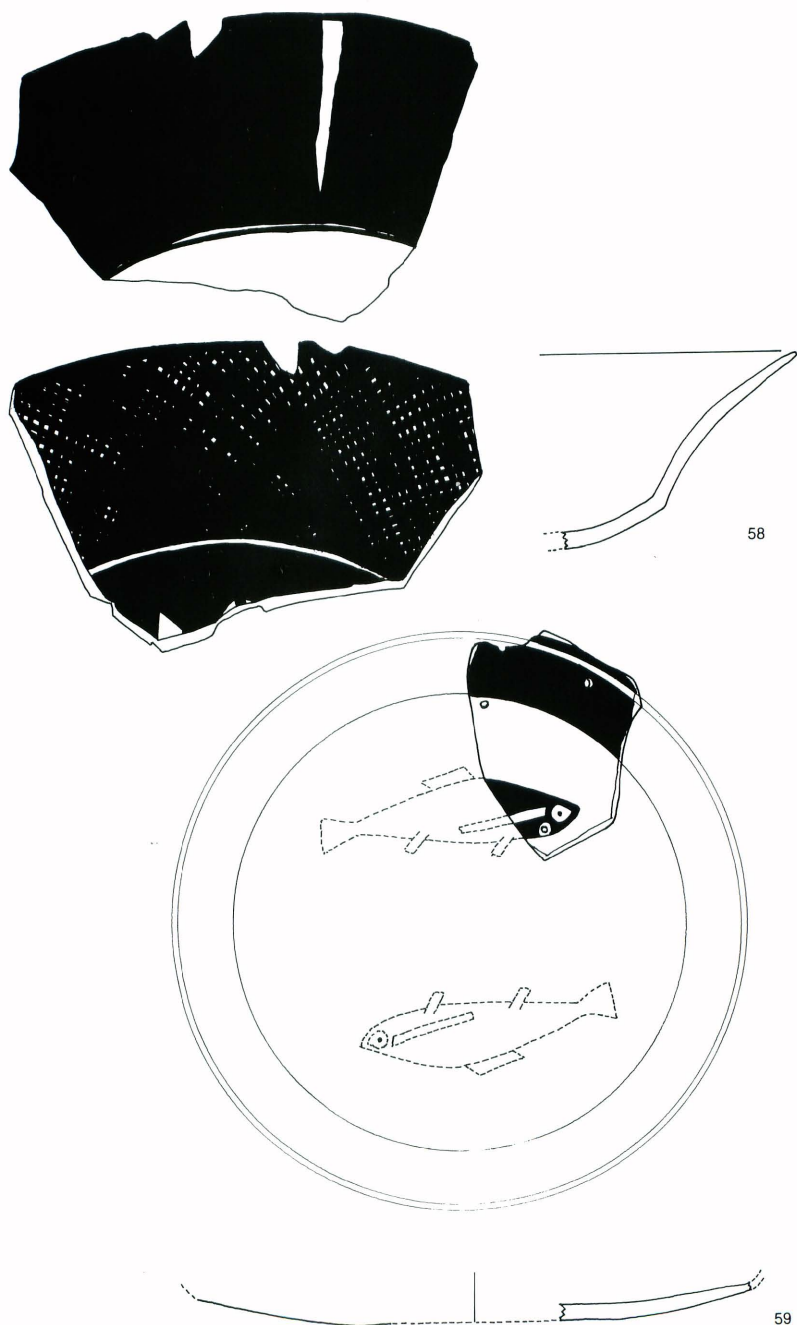


Fig.41 Pottery, level I

58. Carinated bowl

Type : II-2-a

Dimension : d; 40.0cm, h; 10.2cm

Painted colour : blackish brown (5YR 2.5/3)

Painted pattern : inner; cross hatching, outer; painted

Texture : sandy clay

Texture colour : brownish (7.5YR 7.5-8/3-4)

Surface colour & finishing : well (2.5Y 8.5/2)

Place : X-8, 7, -30-60cm

Remarks : 1-356

59. Carinated bowl

Type : II-2-a

Dimension : base 30cm ø

Painted colour : brownish dark green

Painted pattern : two fishes

Texture : small sand

Texture colour : buff

Surface colour & finishing : inner; wet smooth, outer; scraping with spatula

Place : SB-217

Remarks : hole for the repairing

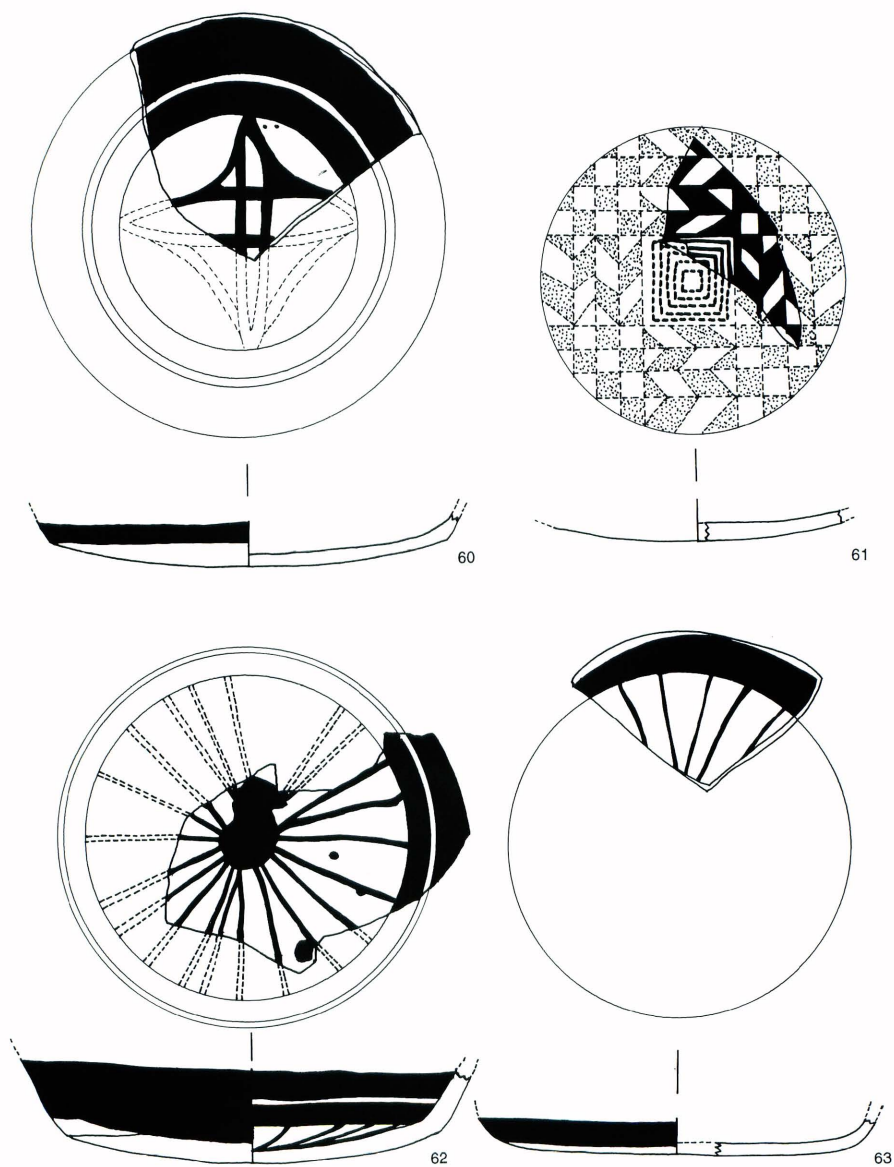


Fig.42 Pottery, level I

60. Bowl

Type : II-2-a
 Dimension : base; 22.0cm ϕ
 Painted colour : dark green
 Painted pattern : inner base; cross pattern
 Texture : small sand
 Texture colour : buff
 Surface colour & finishing : wet smooth, outer bottom; scraping with spatula
 Place : Ditch A, SB-91
 Remarks :

61. Bowl

Type : II-2-a
 Dimension : base diameter; 16cm ϕ ?
 Painted colour : brown
 Painted pattern : concentric rectangular pattern+herringbone pattern
 Texture : sand
 Texture colour : buff
 Surface colour & finishing : inner; creamy slip, outer; stroking
 Place : SB-45
 Remarks :

62. Bowl

Type : II-2-a
 Dimension : base; 15cm ϕ , h; >6cm
 painted pattern : blackish green
 Painted pattern : inner base; radial lines
 Texture : clay
 Texture colour : buff
 Surface colour & finishing : buff
 Place : SB-67, SB-30
 Remarks :

63. Bowl (base)

Type : II-2-a
 Dimension : base diameter; 20.0cm ϕ , h; >2.0cm
 Painted colour : outer; dark violet, inner; dark violet
 Painted pattern : outer; band, inner; radial lines
 Texture : sandy clay
 Texture colour : brownish
 Surface colour & finishing : inner; light brownish, stroking, outer; scraping with spatula
 Place : XI-7/8, -70cm
 Remarks :

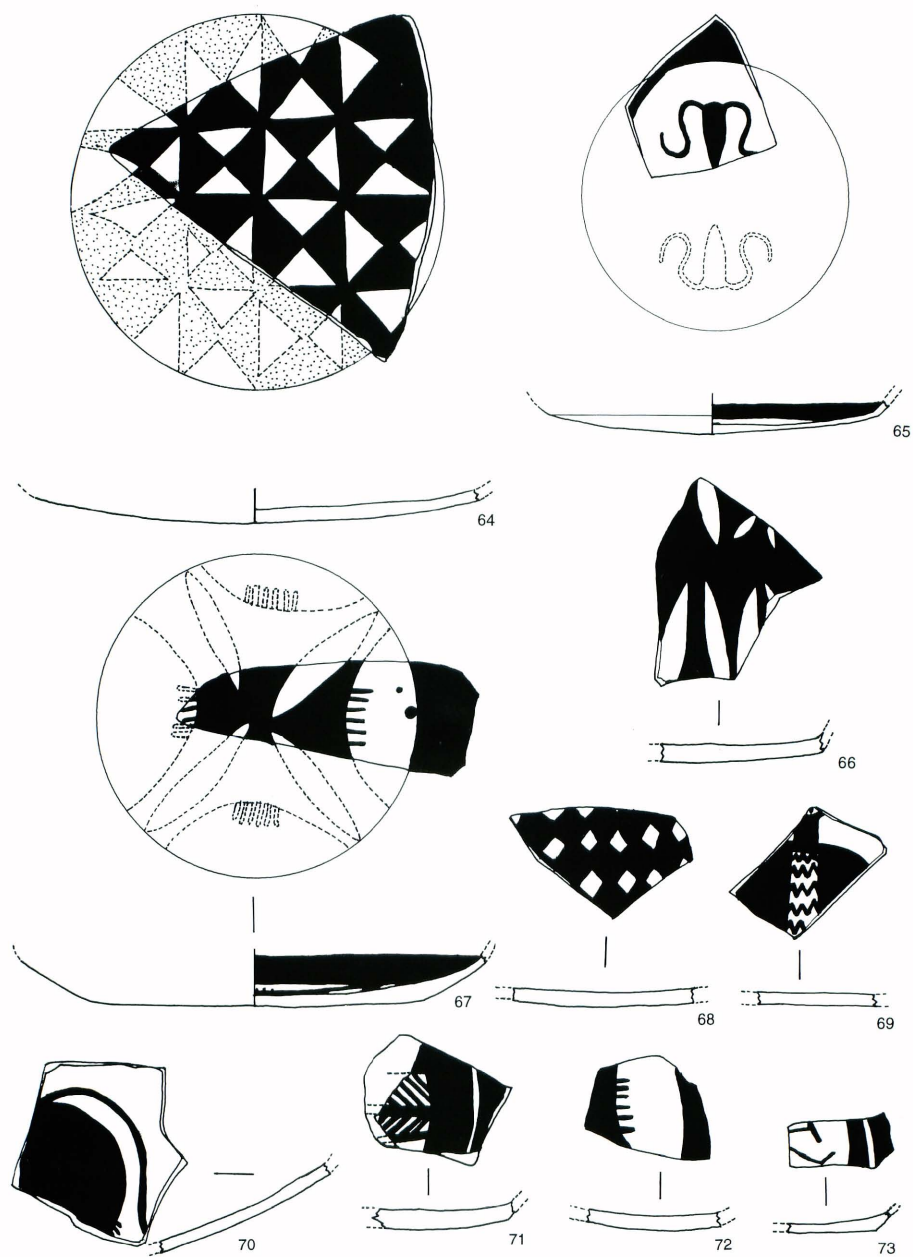


Fig.43 Pottery, level I

64. Bowl

Type : II-2-a
Dimension : base diameter; 21cm ϕ ?
Painted colour : inner; dark black brown
Painted pattern : butterfly pattern
Texture : clay
Texture colour : brownish
Surface colour & finishing : inner & outer; creamy slip
Remarks : SB-434

65. Bowl

Type : II-2-a
Dimension : base ; 18cm €
Painted colour :
Painted pattern : two? bucranium
Texture :
Texture colour :
Surface colour & finishing :
Place : VIII/IX-7, 8, -30-50cm,
Remarks :

66. Bowl

Type : II-2-a
Dimension : base ; 18cm ℓ ?
Painted colour : blackish green
Painted pattern : inner base; herringbone pattern ?
Texture : sandy clay included black colour sand
Texture colour : buff
Surface colour & finishing : inner & outer; wet smooth
Place : X-9, -85-100cm
Remarks :

67. Bowl

Type : II-2-a
Dimension : base ; 18cm Ø
Painted colour : reddish brown
Painted pattern : inner base; cross pattern
Texture : sandy clay included chaff temper
Texture colour : buff
Surface colour & finishing :
 inner; slip, outer base; rough finishing
Place : XII-8, inside kiln
Remarks :

68. Bowl (base)

Type : II-2-a
Dimension : small fragment
Painted colour : dark green
Painted pattern : inner base; lozenge pattern
Texture : small sand
Texture colour : buff
Surface colour & finishing : wet smooth
Place : SB-144 (near kilns)
Remarks :

69. Bowl (base)

Type : II-2-a
Dimension : small fragment
Painted colour : dark violet
Painted pattern : inner base; cross pattern with zigzag lines
Texture : clay
Texture colour : buff
Surface colour & finishing : inner; whitish, wet smooth, outer; whitish, scraping with spatula
Place : SB-620
Remarks :

70. Deep Bowl ?

Type : II-2-a ?
Dimension : ?
Painted colour : inner; dark brown
Painted pattern : inner; animal? motif
Texture : sand
Texture colour : greenish
Surface colour & finishing : inner; brownish, wet
smooth, outer; greenish
Place : Ditch B, -120-140cm
Remarks :

71. Bowl

Type : II-2-a
Dimension : base
Painted colour : dark green
Painted pattern : cross pattern with herringbone pattern
Texture : small sand
Texture colour : greenish
Surface colour & finishing :
inner; whitish slip, outer; wet smooth
Place : SB-174 (near kilns)
Remarks :

72. Bowl

Type : II-2-a
Dimension : base
Painted colour : dark green
Painted pattern : part of cross pattern
Texture : small sand
Texture colour : greenish
Surface colour & finishing : inner; wet smooth,
outer; brush-mark finishing
Place : SB-39 (near kilns)
Remarks : similar to No.28

73. Bowl

Type : II-2-b
Dimension : small fragment
Painted colour : inner; dark brown
Painted pattern : inner base; unknown
Texture : sandy clay
Texture colour : buff
Surface colour & finishing : wet smooth, inner &
outer; buff
Place : SB-150
Remarks :

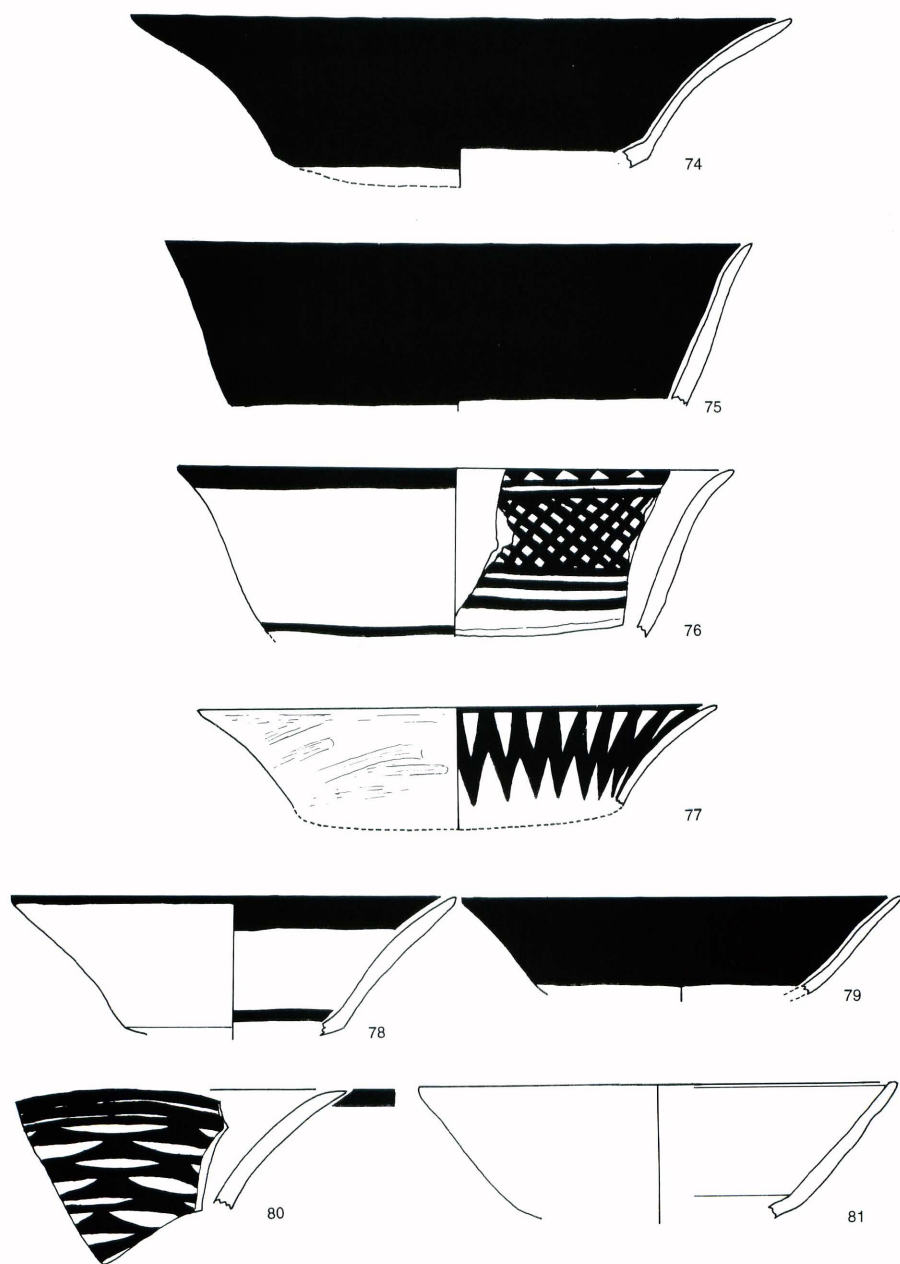


Fig.44 Pottery, level I

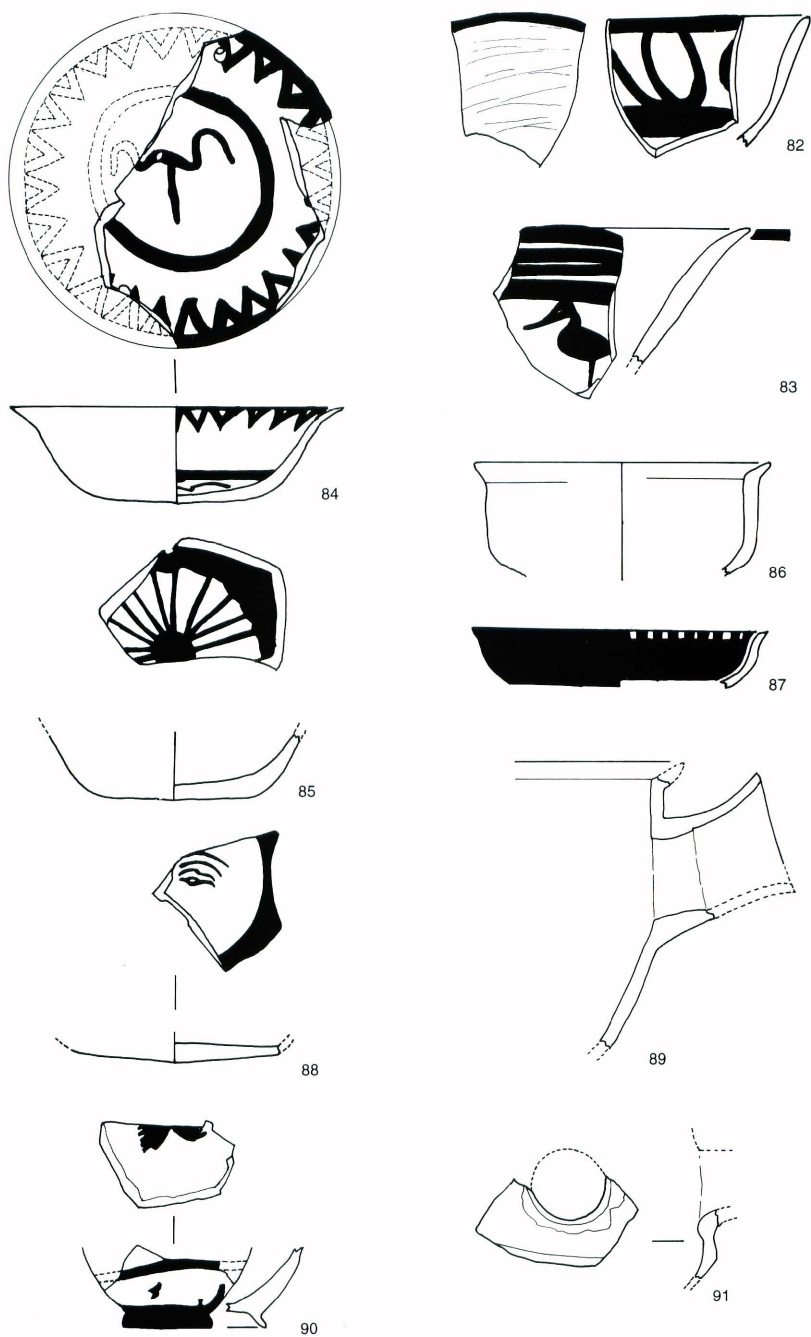


Fig.45 Pottery, level I

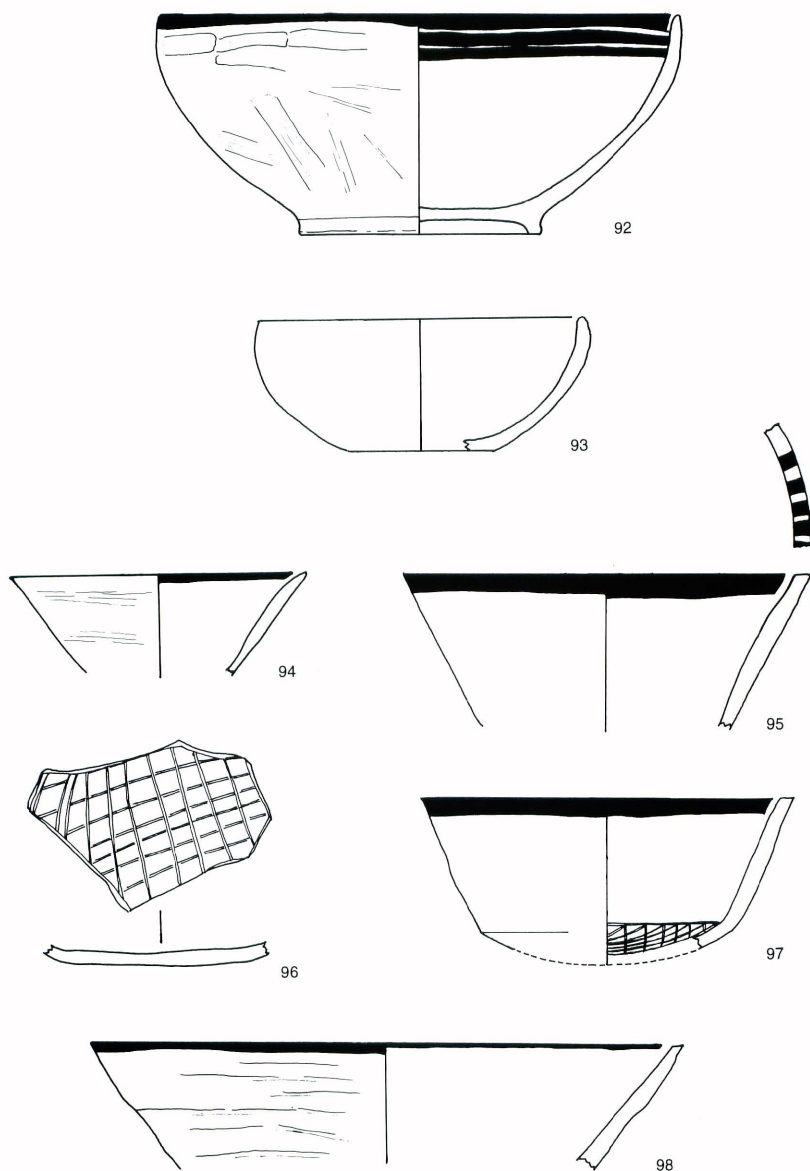


Fig.46 Pottery, level I

92. Bowl

Type : I-9
 Dimension : d; 28cm ϕ , h; 11.7cm
 Painted colour : dark reddish violet
 Painted pattern : inner; three horizontal parallel band
 Texture : sand and chaff temper
 Texture colour : buff
 Surface colour & finishing : inner & outer; buff, inner; wet smooth, outer; scraping with spatula
 Place : SB-1099
 Remarks : P.85

93. Bowl

Type : I-1
 Dimension : d; 20cm ϕ , h; 7.2cm
 Painted colour : plain
 Painted pattern : plain
 Texture : clay
 Texture colour : brownish
 Surface colour & finishing : well, inner & outer; brownish
 Place : SB-20
 Remarks : I-32

94. Bowl

Type : I-5
 Dimension : d; 16.0cm, h; >5.0cm
 Painted colour : inner; dark brown
 Painted pattern : inner rim; band
 Texture : clay
 Texture colour : light brownish
 Surface colour & finishing : wet smooth, buff
 Place : SB-679
 Remarks :

95. Bowl

Type : I-5
 Dimension : d; 22cm ϕ , h; 8.0cm
 Painted colour : blackish brown
 Painted pattern : inner and outer rim; band, flat rim; short line pattern
 Texture : clay
 Texture colour : buff
 Surface colour & finishing : well, inner & outer; buff
 Place : SB-519
 Remarks : I-246

96. Bowl

Type : I-5
 Dimension :
 Painted colour : inner; incised pattern
 Painted pattern : inner bottom; crosshatched incised pattern
 Texture : sandy clay
 Texture colour : buff
 Surface colour & finishing : stroking
 Place : XI-7/8, -70cm
 Remarks :

97. Bowl painted and incised pottery

Type : I-5
 Dimension : d; 20.0cm, h; 9.0cm>8.5cm
 Painted colour : incision+dark green
 Painted pattern : bottom incised crosshatching, inner & outer rim; band
 Texture : clay
 Texture colour : greenish
 Surface colour & finishing : inner; wet smooth
 Place : SB-343
 Remarks :

98. Bowl

Type : I-5
 Dimension : d; 32.0cm, h; 6.7cm
 Painted colour : rim; line
 Painted pattern : band
 Texture : clay
 Texture colour : brownish
 Surface colour & finishing : well, inner & outer; brownish
 Place : SB-1902
 Remarks : I-83

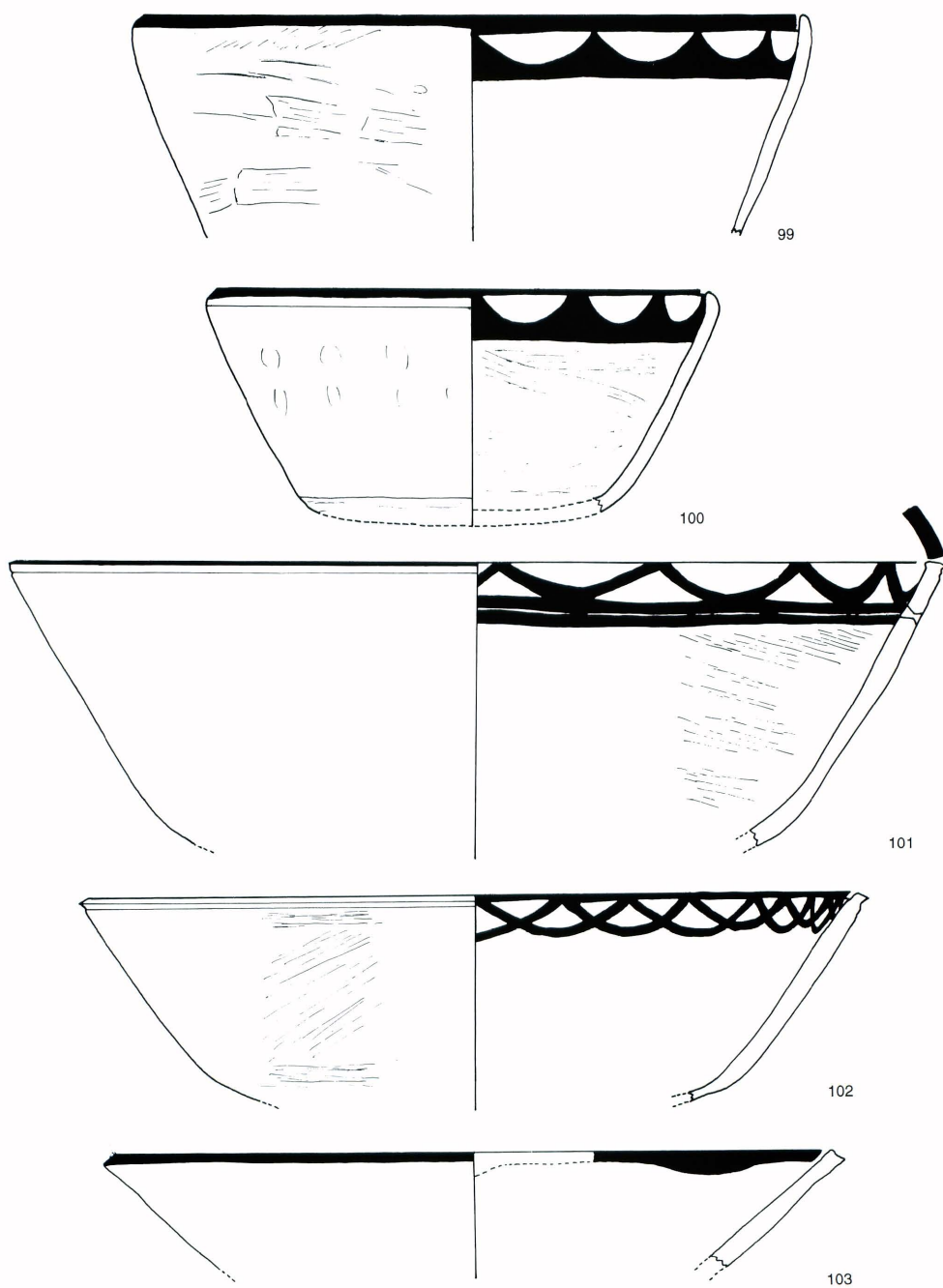


Fig.47 Pottery, level I

99. Bowl

Type : I-9
 Dimension : d; 37.0cm ϕ , h; >12.0cm
 Painted colour : blackish violet
 Painted pattern : inner; negative semi-circle pattern
 Texture : sandy clay
 Texture colour : brown
 Surface colour & finishing : well, inner & outer; buff
 Place : SB-5
 Remarks : 1-108

100. Bowl

Type : I-9
 Dimension : d; 27.5cm ϕ , h; 13.0cm>12.0cm
 Painted colour : dark green
 Painted pattern : inner; negative semi-circle pattern
 Texture : sandy clay
 Texture colour : buff
 Surface colour & finishing : buff, brash-mark finishing and scraping
 Place : SB-93
 Remarks :

101. Bowl

Type : III-1-a
 Dimension : d; 50.0cm ϕ , h; 14.0cm
 Painted colour : blackish brown
 Painted pattern : wave-like decoration+horizontal parallel line
 Texture : sandy clay
 Texture colour : brown
 Surface colour & finishing : well, buff
 Place : SB-71
 Remarks : 1-368

102. Bowl

Type : III-1-a
 Dimension : d; 44.0cm ϕ , h; 9.0cm
 Painted colour : violet
 Painted pattern : inner; repeated wave-like decoration
 Texture : sandy clay
 Texture colour : brownish
 Surface colour & finishing : well, buff
 Place : SB-8
 Remarks : 1-171

103. Bowl

Type : III-1-a
 Dimension : d; 40cm ϕ , h; >8.0cm
 Painted colour : blackish green
 Painted pattern : inner rim; band with semi-circle
 Texture : sand
 Texture colour : buff
 Surface colour & finishing : well, buff
 Place : SB-8
 Remarks : 1-181

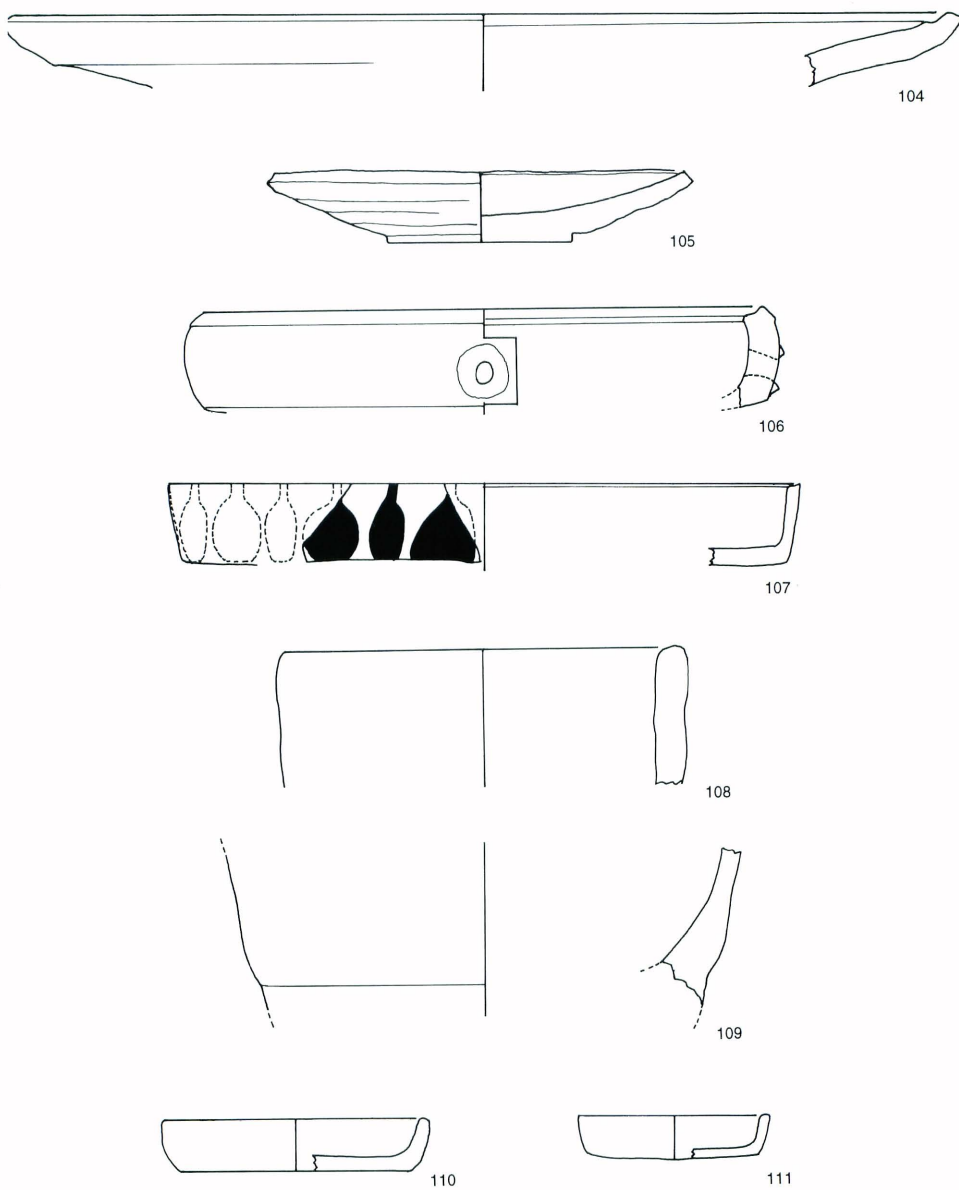


Fig.48 Pottery, level I

104. Plate

Type : I-4
 Dimension : d; 50.0cm, h; >4.5cm
 Painted colour : plain
 Painted pattern : plain
 Texture : sand+chaff tempper
 Texture colour : brown
 Surface colour & finishing : well, buff
 Place : SB-1929
 Remarks : I-380

105. Plate

Type : I-4
 Dimension : d; 23.0cm ϕ , h; 3.7cm
 Painted colour : plain
 Painted pattern : plain
 Texture : coarse, chaff tempper
 Texture colour : greenish
 Surface colour & finishing : inner & outer; greenish
 Place : SB-142
 Remarks : making by clay coil-building

106. Plate with hole

Type : I-7
 Dimension : d; 30.0cm ϕ , h; 5.0cm
 Painted colour : plain
 Painted pattern : plain
 Texture : clay with chaff tempper
 Texture colour : greenish
 Surface colour & finishing : stroking
 Place : SB-5, Ditch B
 Remarks : hole

107. Plate

Type : I-7
 Dimension : d; 34.0cm ϕ , h; 4.5cm
 Painted colour : dark brown
 Painted pattern : tree design ?
 Texture : small sand
 Texture colour : buff
 Surface colour & finishing : inner & outer; stroke,
 scraping with spatula
 Place : X, XI-7, 8, Ditch B, -50cm
 Remarks :

108. Plate ?

Type : I-7 ?
 Dimension : d; 11.0cm, h; >7.0cm
 Painted colour : plain
 Painted pattern : plain
 Texture : clay with chaff tempper
 Texture colour : buff
 Surface colour & finishing :
 Place : Ditch B, SB-81
 Remarks :

109. Plate ?

Type : I-7 ?
 Dimension : base diameter; 22.0cm ϕ , h; >8.0cm
 Painted colour : plain
 Painted pattern : plain
 Texture : sand+chaff tempper
 Texture colour : buff
 Surface colour & finishing : inner; brownish, buff
 Place : SB-616
 Remarks :

110. Lid

Type : I-6
 Dimension : d; 14.5cm, h; 3.0cm
 Painted colour : plain
 Painted pattern : plain
 Texture :
 Texture colour :
 Surface colour & finishing : stroking
 Place : XII-8, near Kilns, -50-80cm
 Remarks : I-194

111. Plate

Type : I-6
 Dimension : d; 5.5cm ϕ , h; 2.5cm
 Painted colour : plain
 Painted pattern : plain
 Texture :
 Texture colour :
 Surface colour & finishing : stroking
 Place : VIII, IX-7, 8, -50-60cm
 Remarks :

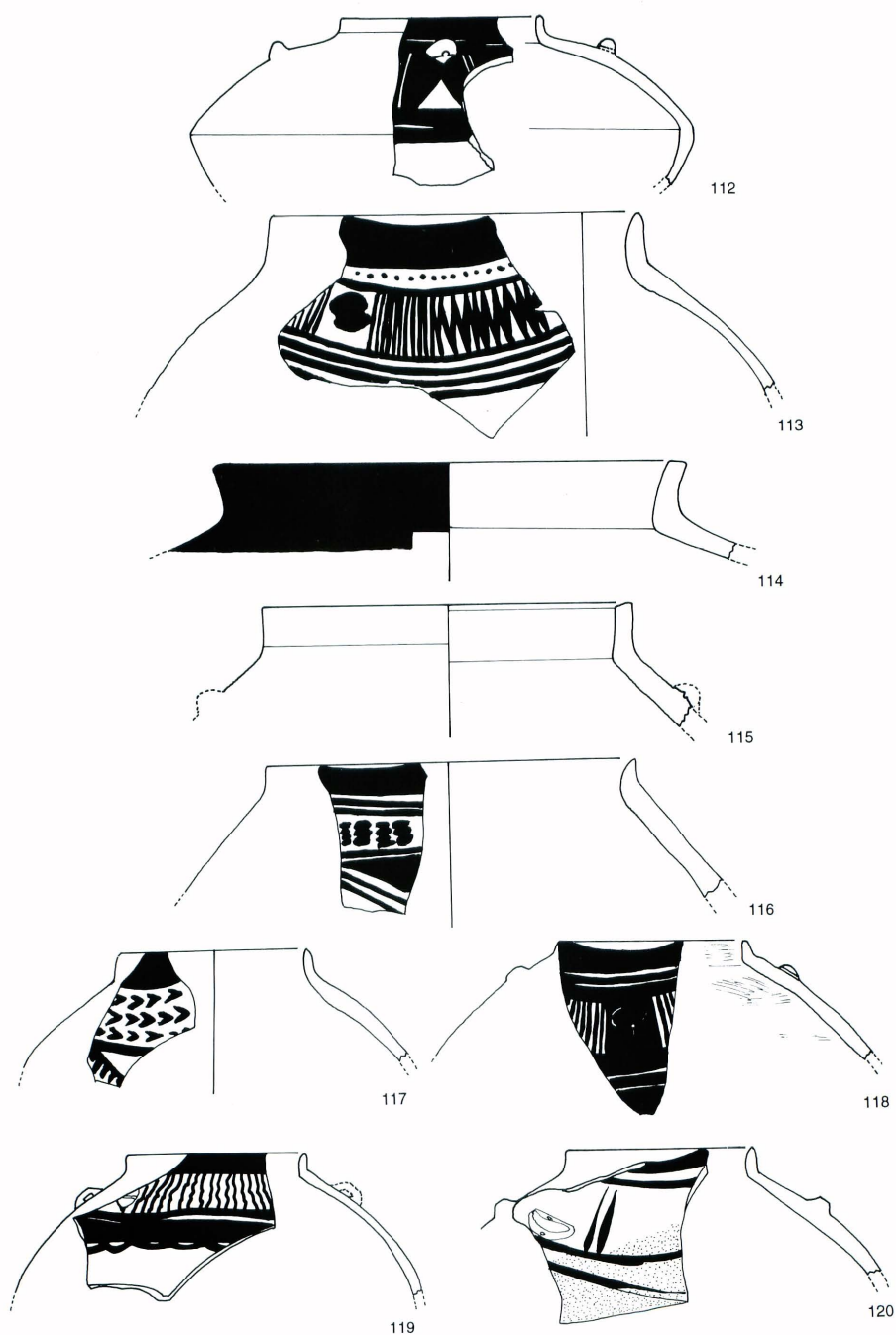


Fig.49 Pottery, level I

112. Jar with lug

Type : IV-1
 Dimension : d; 11.0cm ϕ , h; >9.0cm
 Painted colour : blackish green
 painted pattern : butterfly design
 Texture : sandy clay
 Texture colour : greenish
 Surface colour & finishing : stroking, scraping with spatula at lower body, outer; ight greenish slip
 Place : IX/X-8, -60-80cm.
 Remarks :

113. Jar with lug

Type : IV-1
 Dimension : d; 20.0cm, h; >9.5cm
 Painted colour : dark green
 Painted pattern : zigzag+horizontal parallel line+ dotted line
 Texture : small sand
 Texture colour : buff
 Surface colour & finishing : outer; wet smooth, inner; scraping with spatula
 Place : SB-735
 Remarks :

114. Jar

Type : IV-2
 Dimension : d; 26.0cm, h; >5.5cm
 Painted colour : blackish brown
 Painted pattern : horizontal parallel band
 Texture : sandy clay+chaff temmpier
 Texture colour : brownish
 Surface colour & finishing : well, outer; buff, inner; brownish
 Place : SB-1886
 Remarks : 1-454

115. Jar with lug

Type : IV-1
 Dimension : d; 20.0cm ϕ , h; >5.4cm
 Painted colour : plain
 Painted pattern : plain
 Texture : clay
 Texture colour : brown
 Surface colour & finishing : outer; cream slip?
 Place : SB-543
 Remarks : 1-492

116. Jar

Type : IV-1
 Dimension : d; 20cm ϕ , h; >7.5cm
 Painted colour : greenish brown
 Painted pattern : psedo-zigzag+horizontal parallel line+
 Texture : sandy clay
 Texture colour : greenish
 Surface colour & finishing : wetsmooth, stroking
 Place : SB-543
 Remarks : 1-477

117. Jar

Type : IV-1
 Dimension : d; 10.0cm ϕ , h; >6.5cm
 Painted colour : brown
 Painted pattern : chevron+horizontal parallel band+?
 Texture : clay
 Texture colour : buff
 Surface colour & finishing : wetsmooth, stroke
 Place : SB-483
 Remarks : 1-482

118. Jar

Type : IV-1
 Dimension : d; 10cm ϕ , h; >6.5cm
 Painted colour : dark green
 Painted pattern : vertical and horizontal parallel line
 Texture : sandy clay
 Texture colour : greenish
 Surface colour & finishing : rim; stroking, outer; scraping with spatula
 Place : SB-417
 Remarks : 1-4

119. Jar with lug

Type : IV-1
 Dimension : d; 10.0cm ϕ , h; >8.0cm
 Painted colour : blackish green
 Painted pattern : vertical wave-like pattern+ orizontal parallel band
 Texture : clay
 Texture colour : light brownish
 Surface colour & finishing : outer; buff, wet smooth or slip ?
 Place : XII-9, -25cm
 Remarks :

120. Jar with lug

Type : IV-1
 Dimension : d; 10.0cm ϕ , h; >7.0cm
 Painted colour : black
 Painted pattern : two vertical parallel line+horizontal parallel line
 Texture : chaff temmpier and sand
 Texture colour :
 Surface colour & finishing : inner; cream slip, outer; red and creamy slip
 Place : SB-67
 Remarks :

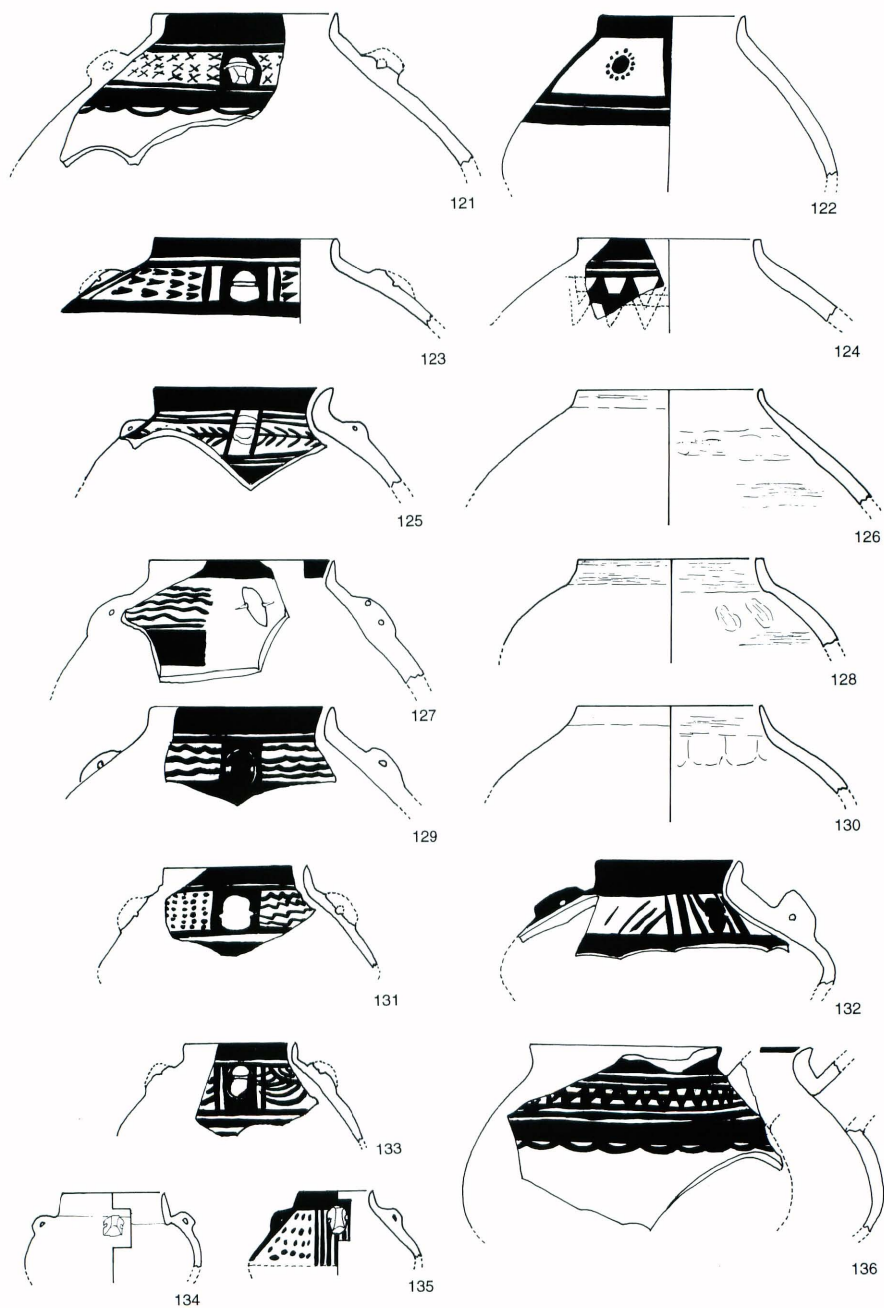


Fig.50 Pottery, level I

- 121. Jar with lug**
 Type : IV-1
 Dimension : d; 10.0cm ϕ , h; >8.0cm
 Painted colour : dark green
 Painted pattern : X-like design+horizontal parallel band+ wave-like decoration
 Texture : sand
 Texture colour : greenish
 Surface colour & finishing : scraping with spatula
 Place : XI-9, -30cm
 Remarks :
- 122. Jar**
 Type : IV-1
 Dimension : d; 8.0cm ϕ , h; >8.5cm
 Painted colour : dark green
 Painted pattern : sun-like design+horizontal parallel band
 Texture : sandy clay
 Texture colour : buff
 Surface colour & finishing : outer; buff, wet smooth, inner; greenish
 Place : XI-8, -30-50cm
 Remarks :
- 123. Jar with lug**
 Type : IV-1
 Dimension : d; 10.0cm, h; >4.0cm
 Painted colour : blackish green
 Painted pattern : chevron + horizontal parallel band
 Texture : sandy clay
 Texture colour : brownish
 Surface colour & finishing : well
 Place : SB-19
 Remarks : 1-457
- 124. Jar**
 Type : IV-1
 Dimension : d; 10.0cm ϕ , h; >4.0cm
 Painted colour : blackish green
 Painted pattern : zigzag+horizontal parallel band
 Texture : sandy clay
 Texture colour : buff
 Surface colour & finishing : well, buff
 Place : SB-531
 Remarks : 1-461
- 125. Jar with lug**
 Type : IV-1
 Dimension : d; 10.0cm ϕ , h; >5.5cm
 Painted colour : light greenish
 Painted pattern : tree-like design ? +horizontal parallel band
 Texture : clay
 Texture colour : buff
 Surface colour & finishing :
 Place : XII, XI-9, -110cm
 Remarks :
- 126. Jar**
 Type : IV-1
 Dimension : d; 10.0cm, h; >6.0cm
 Painted colour : plain
 Painted pattern : plain
 Texture : sand
 Texture colour : reddish brown
 Surface colour & finishing : inner & outer; brownish, wet smooth, inner rim & outer; stroking
 Place : SB-507
 Remarks :
- 127. Jar with lug**
 Type : IV-1
 Dimension : d; 10.0cm, h; >6.5cm
 Painted colour : dark green
 Painted pattern : wave-like decoration horizontal parallel line+ horizontal parallel lineband
 Texture : clay
 Texture colour : greenish
 Surface colour & finishing : inner rim; stroking
 Place : SB-416
 Remarks : 1-480, 1-481 fragments are same vessel.
- 128. Jar**
 Type : IV-1
 Dimension : d; 10.0cm ϕ , h; >4.5cm
 Painted colour : plain
 Painted pattern : plain
 Texture : sand
 Texture colour : buff
 Surface colour & finishing : stroking, wet smooth
 Place : SB-11
 Remarks : 1-483
- 129. Jar with lug**
 Type : IV-1
 Dimension : d; 10.0cm ϕ , h; >5.5cm
 Painted colour : green
 Painted pattern : wave-like decoration, horizontal parallel line+horizontal parallel band
 Texture : sandy clay
 Texture colour : buff
 Surface colour & finishing : outer; wet smooth, inner & outer; buff
 Place : XI-8, -50cm, Ditch B
 Remarks :
- 130. Jar**
 Type : IV-1
 Dimension : d; 10.0cm, h; >4.5cm
 Painted colour : plain
 Painted pattern : plain
 Texture : sandy clay
 Texture colour : greenish
 Place : SB-529
 Remarks : 1-426
- 131. Jar with lug**
 Type : IV-1
 Dimension : d; 8.0cm ϕ , h; >5.5cm
 Painted colour : dark green
 Painted pattern : dotted lines, wave-like decoration+ horizontal parallel band
 Texture : sandy clay
 Texture colour : buff
 Surface colour & finishing : inner & outer; buff, wet smooth,
 Place : XI-8, -30-50cm, Ditch B
 Remarks :
- 132. Jar with lug**
 Type : IV-1
 Dimension : d; 8.0cm ϕ , h; >6.5cm
 Painted colour : red
 Painted pattern : oblique+horizontal parallel band
 Texture : chaff temper+lime
 Texture colour : red
 Surface colour & finishing : brownish slip
 Place : XI-8.7, waster place, -120-150cm
 Remarks :
- 133. Jar with lug**
 Type : IV-1
 Dimension : d; 6.0cm ϕ , h; >5.0cm
 Painted colour : dark green
 Painted pattern : concentrate semi-circle+horizontal parallel band
 Texture : sandy clay
 Texture colour : buff
 Surface colour & finishing : inner & outer; buff
 Place : XI-8, -50cm, Ditch B
 Remarks :
- 134. Small jar with lug**
 Type : IV-1
 Dimension : d; 6.0cm ϕ , h; >4.0cm
 Painted colour : plain
 Painted pattern : plain
 Texture : clay
 Texture colour : brown
 Surface colour & finishing : well, buff
 Place : SB-1758
 Remarks : 1-468
- 135. Small jar with lug**
 Type : IV-1
 Dimension : d; 4.0cm ϕ , h; >3.5cm
 Painted colour : blackish brown
 Painted pattern : dotted line+vertical parallel band
 Texture : sandy clay
 Texture colour : buff
 Surface colour & finishing : well, buff
 Place : SB-20
 Remarks : 1-470
- 136. Jar with spout**
 Type : IV-2
 Dimension : d; 10.5cm ϕ , h; >10.0cm
 Painted colour : brackish green
 Painted pattern : zigzag+wave-like decoration+horizontal parallel lineband
 Texture : clay
 Texture colour : light reddish brown
 Surface colour & finishing : outer; cream slip?, wet smooth
 Place : SB-386
 Remarks :

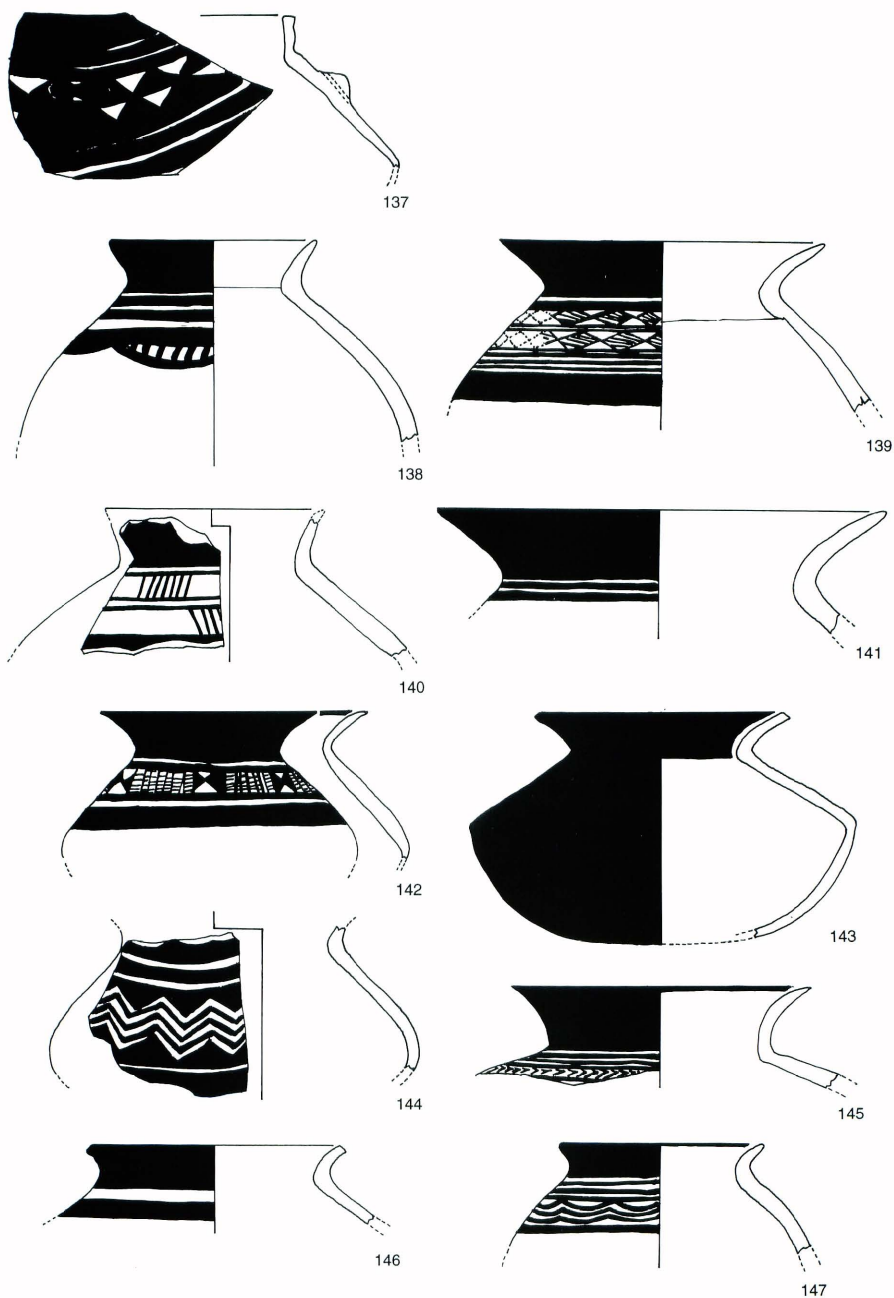


Fig.51 Pottery, level I

137. Jar with lug

Type : IV-1
 Dimension : d; 10.0cm ϕ , h; >8.0cm
 Painted colour : greenish brown
 Painted pattern : triangle+horizontal parallel band
 Texture : sand
 Texture colour : greenish
 Surface colour & finishing : stroking, wet smooth
 Place : SB-473
 Remarks : 1-476

138. Jar

Type : IV-2
 Dimension : d; 11.5cm ϕ , h; >11.0cm
 Painted colour : blackish green
 Painted pattern : horizontal parallel line+wave-like decoration ?
 Texture : chaff temper
 Texture colour : greenish
 Surface colour & finishing : stroking
 Place : SB-507
 Remarks : 1-498, P-177

139. Jar

Type : IV-2
 Dimension : d; 18.0cm ϕ , h; >8.0cm
 Painted colour : brown
 Painted pattern : hatched lozenge pattern+horizontal parallel band
 Texture : sandy clay
 Texture colour : brownish
 Surface colour & finishing : well
 Place : XI-9, -30cm
 Remarks :

140. Jar

Type : IV-2
 Dimension : d; 12.0cm, h; >7.0cm
 Painted colour : violet
 Painted pattern : seven vertical lines+horizontal parallel lineband
 Texture : chaff temper
 Texture colour : light brownish
 Surface colour & finishing : wet smooth
 Place : SB-1781
 Remarks :

141. Jar

Type : IV-2
 Dimension : d; 24.0cm, h; >5.5cm
 Painted colour : dark green
 Painted pattern : horizontal parallel line+
 Texture : sandy clay
 Texture colour : brownish
 Surface colour & finishing : stroking, eroded
 Place : SB-507
 Remarks : 1-502

142. Jar

Type : IV-2
 Dimension : d; 7.0cm ϕ , h; >8.0cm
 Painted colour : dark green
 Painted pattern : butterfly design+ladder design+ horizontal parallel band
 Texture : sandy clay
 Texture colour : light brownish
 Surface colour & finishing : inner & outer; stroking, slip ?
 Place : XIII-9, -40-60cm, near kilns
 Remarks

143. Jar

Type : IV-2
 Dimension : d; 14.0cm ϕ , h; 12.0cm
 Painted colour : orange
 Painted pattern : painted at outer all surface and inner rim
 Texture : clay
 Texture colour : grey
 Surface colour & finishing : outer; stroking
 Place : SB-5
 Remarks :

144. Jar

Type : IV-2
 Dimension : outer neck; d; 12.0cm ϕ , h; >8.5cm
 Painted colour : brown
 Painted pattern : negative zigzag parallel line+ horizontal parallel band
 Texture : sandy clay
 Texture colour : inner & outer; light brownish
 Surface colour & finishing : creamy slip, inner; slip
 Place : SB-30
 Remarks :

145. Jar SB-53, 1-537

Type : IV-2
 Dimension : d; 16.0cm ϕ , h; >5.5cm
 Painted colour : dark blue
 Painted pattern : chevron
 Texture : sandy clay
 Texture colour : buff
 Surface colour & finishing : well
 Place : SB-533
 Remarks :

146. Jar

Type : IV-2
 Dimension : d; 14.0cm, h; >4.0cm
 Painted colour : outer; violet
 Painted pattern : horizontal parallel band
 Texture : clay
 Texture colour : brown
 Surface colour & finishing : well, brownish
 Place : SB-507
 Remarks : 1-609

147. Jar

Type : IV-2
 Dimension : d; 11.0cm, h; >6.0cm
 Painted colour : blackish brown
 Painted pattern : wave-like decoration+horizontal parallel band
 Texture : sandy clay
 Texture colour : brownish
 Surface colour & finishing : stroking
 Place : SB-19
 Remarks : 1-503, P-178,

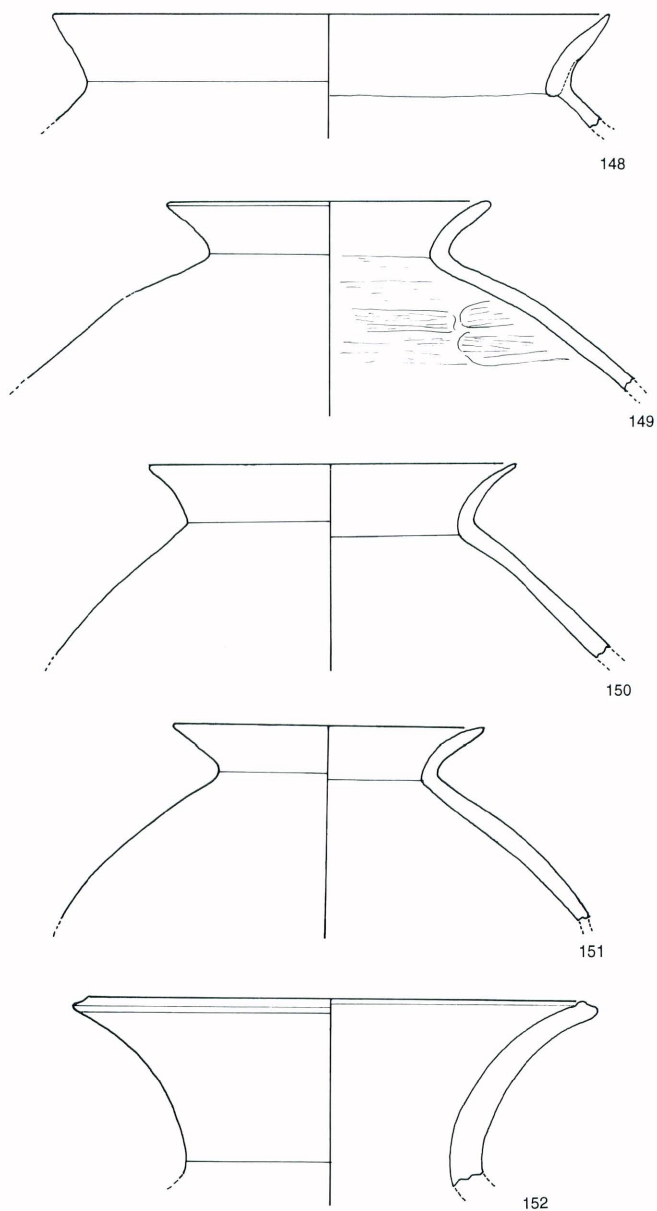


Fig.52 Pottery, level I

148. Jar

Type : IV-2
 Dimension : d; 30.0cm, h; >6.5cm
 Painted colour : plain
 Painted pattern : plain
 Texture : sandy clay
 Texture colour : reddish
 Surface colour & finishing : well, brownish
 Place : SB-543
 Remarks : 1-518

149. Jar

Type : IV-2
 Dimension : d; 17.5cm ϕ , h; >10.0cm
 Painted colour : plain
 Painted pattern : plain
 Texture : sandy clay
 Texture colour : brownish
 Surface colour & finishing : well, buff
 Place : SB-533
 Remarks : 1-428

150. Jar

Type : IV-2
 Dimension : d; 20cm ϕ , h; >10.5cm
 Painted colour : plain
 Painted pattern : plain
 Texture : sandy clay
 Texture colour : greenish
 Surface colour & finishing : well, buff
 Place : Ditch B, SB-5
 Remarks : 1-510

151. Jar

Type : IV-2
 Dimension : d; 17.0cm, h; >10.0cm
 Painted colour : plain
 painted pattern : plain
 Texture : sandy clay
 Texture colour : brownish
 Surface colour & finishing : stroking and scraping, buff
 Place : SB-507
 Remarks : 1-504, P-176

152. Jar

Type : IV-2
 Dimension : d; 28.0cm ϕ , h; 10.0cm
 Painted colour : plain
 Painted pattern : plain
 Texture : sandy clay
 Texture colour : brown
 Surface colour & finishing : well, stroke, buff
 Place : SB-532
 Remarks : 1-499

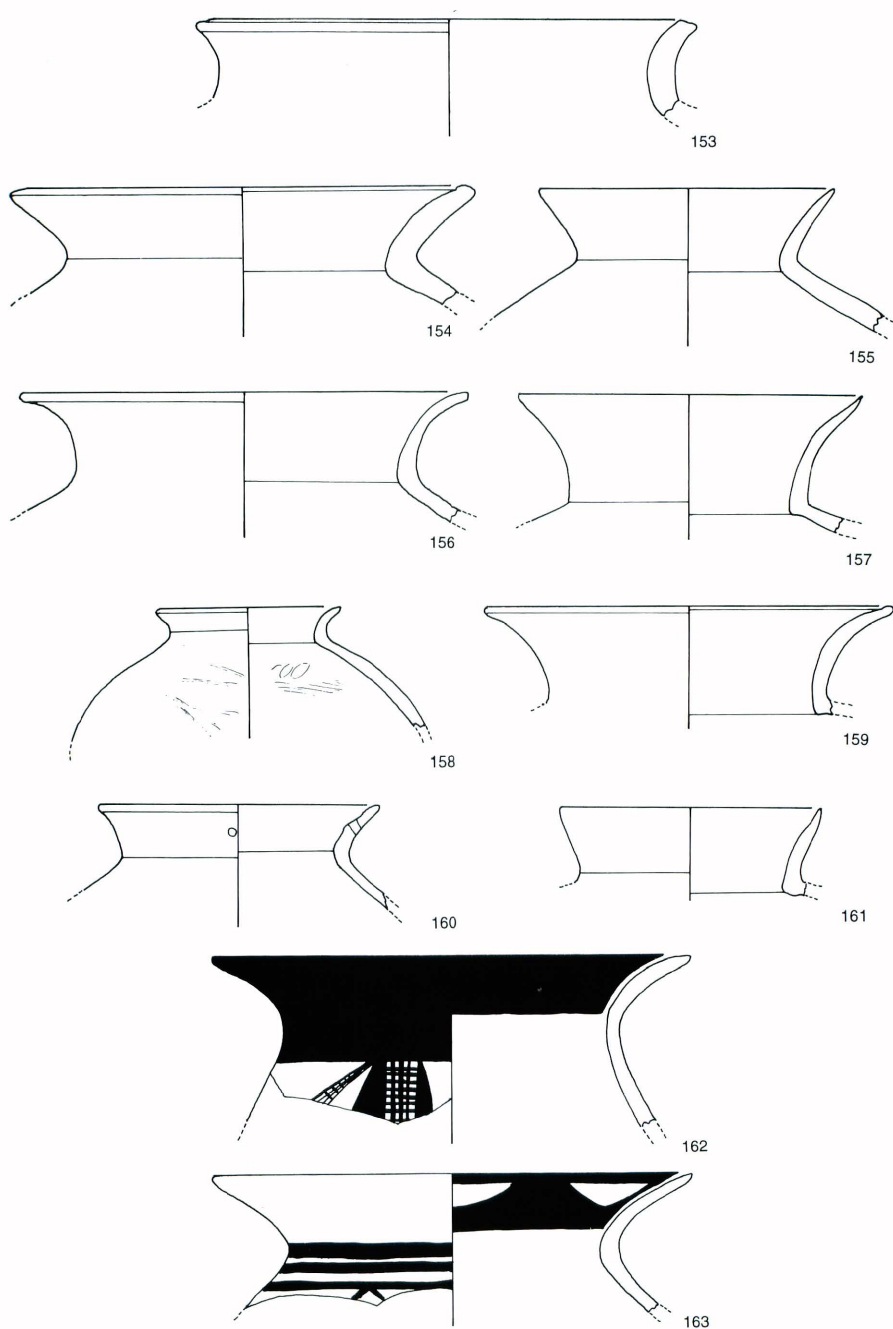


Fig.53 Pottery, level I

- 153. Jar**
 Type : IV-2
 Dimension : d; 27.0cm ϕ , h; >5.0cm
 Painted colour : plain
 Painted pattern : plain
 Texture : sand
 Texture colour : buff
 Surface colour & finishing : inner & outer; buff, stroking
 Place : SB-523
 Remarks :
- 154. Jar**
 Type : IV-2
 Dimension : d; 25.0cm, h; >6.0cm
 Painted colour : plain
 Painted pattern : plain
 Texture : sandy clay+chaff tempper
 Texture colour : brownish
 Surface colour & finishing : creamy and buff, stroking
 Place : SB-19
 Remarks : 1-500
- 155. Jar**
 Type : IV-2
 Dimension : d; 16.0cm, h; >7.5cm
 Painted colour : plain
 Painted pattern : plain
 Texture : clay
 Texture colour : redish,
 Surface colour & finishing : inner & outer; red brownish
 Place : XI-7, 8, -70cm, Ditch B
 Remarks :
- 156. Jar**
 Type : IV-2
 Dimension : d; 22.0cm ϕ , h; >7.0cm
 Painted colour : plain
 Painted pattern : plain
 Texture : sandy clay
 Texture colour : greenish
 Surface colour & finishing : well, greenish
 Place : SB-535
 Remarks : 1-548
- 157. Jar**
 Type : IV-2
 Dimension : d; 18.5cm ϕ , h; >7.0cm
 Painted colour : plain
 Painted pattern : plain
 Texture : sandy clay
 Texture colour : inner & outer; , redish
 Surface colour & finishing : well, redish
 Place : Ditch B, SB-526
 Remarks : 1-514
- 158. Jar**
 Type : IV-2
 Dimension : d; 10.0cm, h; >6.5cm
 Painted colour : outer; violet colour at neck, inner; unknown.
 Painted pattern : unknown
 Texture : sand
 Texture colour : redish
- Surface colour & finishing : rim; stroking, scraping
 Place : SB-507
 Remarks : 1-507
- 159. Jar**
 Type : IV-2
 Dimension : d; 22.0cm, h; 6.0cm
 Painted colour : plain
 Painted pattern : plain
 Texture : sandy clay
 Texture colour : greenish
 Surface colour & finishing : well, greenish
 Place : SB-483
 Remarks : 1-513
- 160. Jar**
 Type : IV-2
 Dimension : d; 15.0cm ϕ , h; >5.5cm
 Painted colour : plain
 Painted pattern : plain
 Texture : sandy clay
 Texture colour : brownish
 Surface colour & finishing : outer; greenish, inner; reddish, stroking
 Place : SB-616
 Remarks : 1-501, a hole on the neck
- 161. Jar**
 Type : IV-2
 Dimension : d; 14.0cm ϕ , h; >4.5cm
 Painted colour : plain
 Painted pattern : plain
 Texture : sandy clay
 Texture colour : reddish
 Surface colour & finishing : well, buff
 Place : SB-53
 Remarks : 1-517
- 162. Jar**
 Type : IV-2
 Dimension : d; 26.0cm ϕ , h; >4.5cm
 Painted colour : dark green
 Painted pattern : oval design with checked pattern
 Texture : sandy clay
 Texture colour : buff
 Surface colour & finishing : inner & outer; wet smooth
 Place : SB-524
 Remarks :
- 163. Jar**
 Type : IV-2
 Dimension : d; 26.0cm, h; >7.5cm
 Painted colour : dark green
 Painted pattern : outer; horizontal parallel line, inner rim; negative semi-circle design
 Texture : sandy clay
 Texture colour : brownish
 Surface colour & finishing : well, buff
 Place : SB-529
 Remarks : 1-427

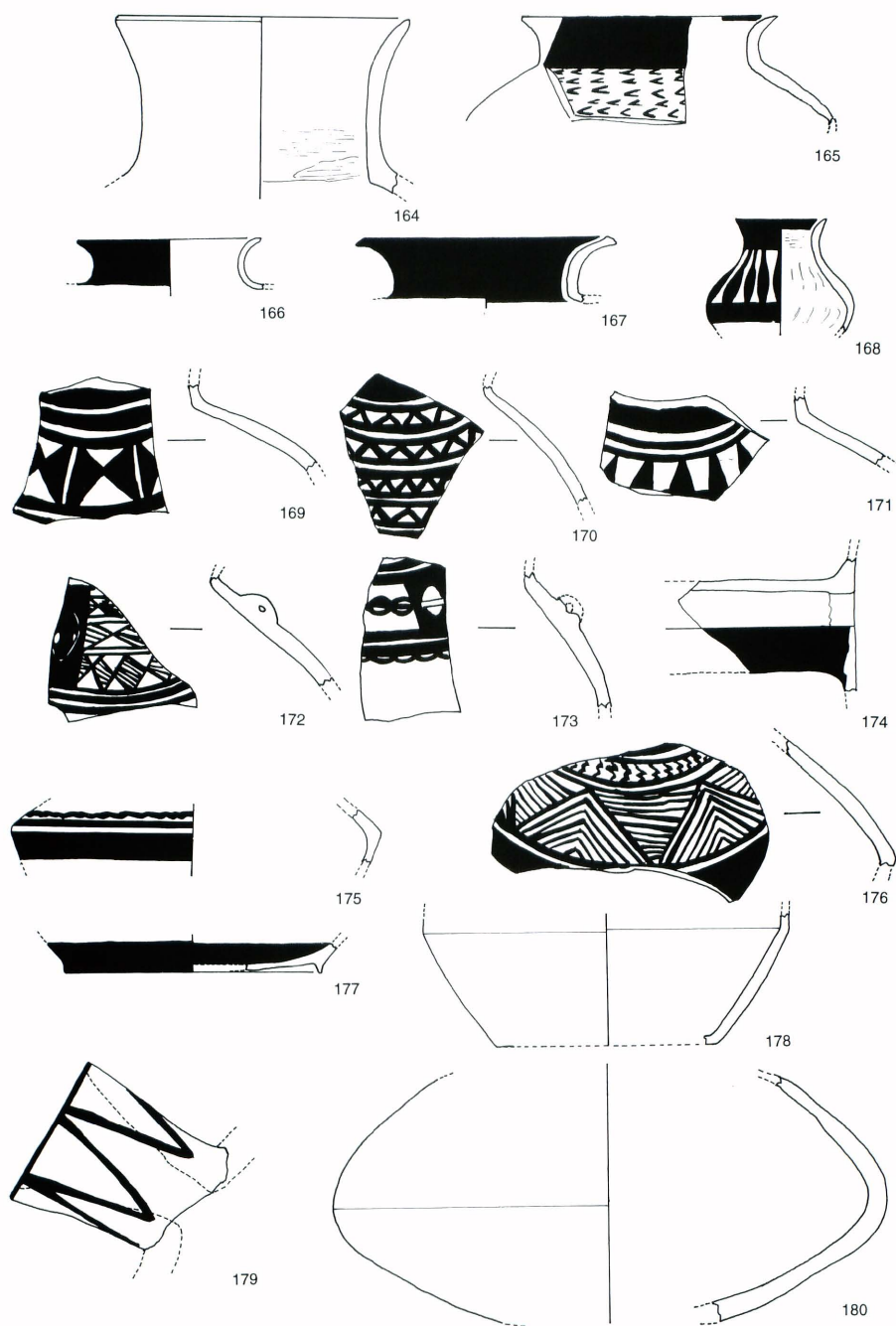


Fig.54 Pottery, level I

- 164. Jar**
 Type : IV-2 ?
 Dimension : d; 16.0cm, h; >9.0cm
 Painted colour : plain
 Painted pattern : plain
 Texture : sandy clay
 Texture colour : greenish
 Surface colour & finishing :
 well, greenish
 Place : SB-523
 Remarks : 1-512
- 165. Jar**
 Type : IV-7
 Dimension : d; 14.0cm ϕ ,
 h; >5.5cm
 Painted colour : dark green
 Painted pattern : chevron+band
 Texture : sandy clay
 Texture colour : buff
 Surface colour & finishing :
 outer; lustrous
 inner; lustrous neck surface
 Place :
 Remarks :
- 166. Jar**
 Type : IV-7 ?
 Dimension : d; 10.0cm ϕ ,
 h; >2.5cm
 Painted colour : redish brown
 Painted pattern : outer; painted all
 surface
 Texture : clay
 Texture colour : redish brown
 Surface colour & finishing : slip
 Place : X-7/8, -120-140cm
 Remarks : Halaf Pottery ?, 1-445
- 167. Jar**
 Type : IV-7
 Dimension : d; 14.0cm ϕ ,
 h; >3.5cm
 Painted colour : inner &
 outer; blackish green
 Painted pattern : painted all surface
 Texture : clay
 Texture colour : buff
 Surface colour & finishing : well
 Place : SB-507
 Remarks : 1-608
- 168. Small Jar**
 Type : IV-2 (miniature)
 Dimension : d; 5.0cm, h; >6.0cm
 Painted colour : blackish green
 Painted pattern : tree-like design+
 horizontal parallel band
 Texture : chaff tempper
 Texture colour : greenish
 Surface colour & finishing :
 well, buff
 Place : X-7, 8, -100-120cm
 Remarks : 1-430
- 169. Jar**
 Type : IV-2
 Dimension : h>5.0cm
 Painted colour : dark green
 Painted pattern : outer; butterfly
 design+horizontal parallel band
 Texture : sandy clay
 Texture colour : buff
 Surface colour & finishing :
 wet smooth
 Place : XIII-9, -10-30cm
 Remarks :
- 170. Jar**
 Type : IV-2 ?
 Dimension : h; >6.0cm
 Painted colour : dark brown
 Painted pattern : zigzag+horizontal
 parallel line
 Texture : sandy clay
 Texture colour : buff
 Surface colour & finishing :
 outer; creamy,
 wet smooth, inner; stroking, buff
 Place : SB-173
 Remarks :
- 171. Jar**
 Type : IV-2 ?
 Dimension :
 Painted colour : dark green
 Painted pattern : zigzag+horizontal
 parallel band
 Texture : sandy clay
 Texture colour : greenish
 Surface colour & finishing :
 outer; creamy,
 inner; stroking, greenish
 Place : IX/X-8, -60-50cm
 Remarks :
- 172. Jar with lug**
 Type : IV-1 ?
 Dimension : h; >6.0cm
 Painted colour : dark green
 Painted pattern : horizontal parallel
 line+hatched lozenge pattern
 Texture : sandy clay, sponge-like
 past
 Texture colour : greenish
 Surface colour & finishing : wet
 smooth, whitish.
 Place : SB-374
 Remarks :
- 173. Jar with lug**
 Type : IV-1
 Dimension : h; >7.0cm
 Painted colour : dark green
 Painted pattern : wave-like
 pattern+horizontal parallel line
 Texture : sandy clay
 Texture colour : inner & outer;
 greenish
 Surface colour & finishing : inner
 & outer; greenish
 Place : X-7, -50-60cm
 Remarks :
- 174. spout ?**
 Type :
 Dimension : spout diameter;
 5.0cm ϕ , long; >10.0cm
 Painted colour : dark violet
 Painted pattern : outer surface
 Texture :
 Texture colour :
 Surface colour & finishing :
 scraping with spatula
 Place : SB-532
 Remarks :
- 175. Jar**
 Type : body of Jar
 Dimension : body diameter;
 22cm ϕ , h; >2.5cm
 Painted colour : red
 Painted pattern :
 wave-like decoration+horizontal
 parallel line
 Texture : clay
 Texture colour : brownish
- Surface colour & finishing :
 outer; creamy slip,
 inner; wet smooth light
 brownish
 Place : SB-11
 Remarks :
- 176. Jar**
 Type : IV-1 ?
 Dimension :
 Painted colour : dark violet
 Painted pattern : concentrate
 triangle+horizontal parallel
 line+lying bird design+
 horizontal parallel band
 Texture : clay
 Texture colour : buff
 Surface colour & finishing :
 whitish, wet smooth
 Place : SB-6
 Remarks :
- 177. base**
 Type : base of jar
 Painted colour : dark green
 Painted pattern : painted inner and
 outer surface
 Texture : clay
 Texture colour : greenish
 Surface colour & finishing : outer
 base;stroking, greenish,
 Place : X-7, -60-80cm
 Remarks : wheel made ?
- 178. base**
 Type : base of Jar
 Dimension : base diameter;
 12cm ϕ , h; >7.0cm
 painted pattern : plain
 Painted pattern : plain
 Texture : clay
 Texture colour : brownish
 Surface colour & finishing : inner
 & outer; wet smooth
 Place : SB-679
 Remarks :
- 179. Jar ? with spout**
 Type : spout
 Dimension :
 Painted colour : dark green
 painted pattern : zigzag
 Texture : sandy clay, pauder-like
 past
 Texture colour : buff
 Surface colour & finishing : inner
 & outer; stroking
 Place : Ditch B
 Remarks :
- 180. Jar**
 Type : ?
 Dimension : body diameter;
 30.0cm ϕ , h; >13.0cm
 Painted colour : plain
 Painted pattern : plain
 Texture : sandy clay with chaff
 tempper
 Texture colour : light brownish
 Surface colour & finishing :
 stroking and scraping, buff
 Place : SB-523
 Remarks :

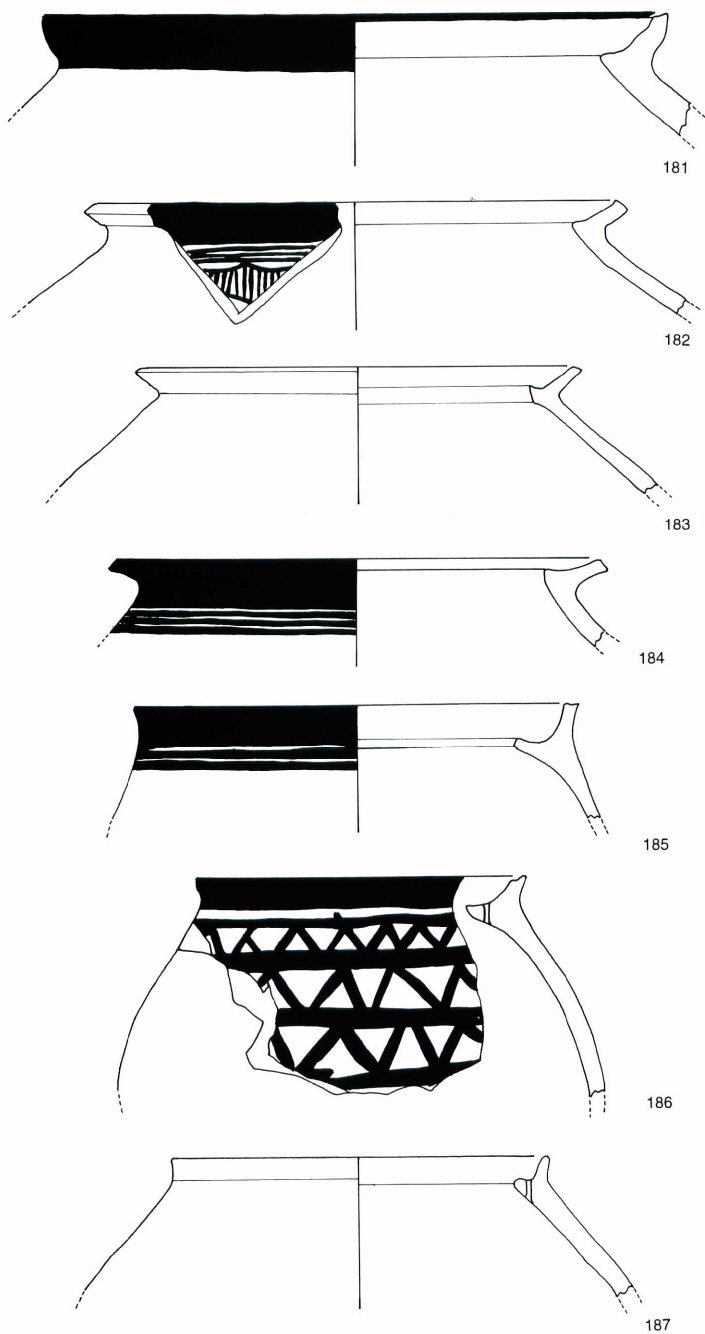


Fig.55 Pottery, level I

181. Jar with double rims

Type : IV-6
 Dimension : d; 34.0cm ϕ , h; >6.5cm
 Painted colour : brownish
 Painted pattern : horizontal parallel band
 Texture : clay, chaff temper
 Texture colour :
 Surface colour & finishing : wet smooth
 Place : SB-327
 Remarks :

182. Jar with double rims

Type : IV-6
 Dimension : d; 28.0cm ϕ , h; >6.5cm
 Painted colour : outer; brownish violet
 Painted pattern : outer; bridge design
 Texture : sandy clay
 Texture colour : reddish
 Surface colour & finishing : outer; cream slip, inner; stroking, brownish
 Place : SB-519
 Remarks :

183. Jar with double rims

Type : IV-6
 Dimension : d; 24.0cm ϕ , h; >6.5cm
 Painted colour : outer; reddish violet
 Painted pattern : outer; unknown
 Texture : sandy clay
 Texture colour : greenish
 Surface colour & finishing : buff
 Place : SB-519
 Remarks :

184. Jar with double rims

Type : IV-6
 Dimension : d; 26.0cm, h; >4.5cm
 Painted colour : violet
 Painted pattern : horizontal parallel line
 Texture : sandy clay
 Texture colour : brownish
 Surface colour & finishing : well
 Place : SB-121?
 Remarks : 1-601

185. Jar with double rims

Type : IV-6
 Dimension : d; 24.0cm, h; >6.5cm
 Painted colour : greenish brown
 Painted pattern : horizontal parallel band
 Texture : sandy clay
 Texture colour : well, buff
 Surface colour & finishing : well
 Place : SB-519
 Remarks : 1-598

186. Jar with double rims

Type : IV-6
 Dimension : d; 19.0cm, h; >11.5cm
 Painted colour : violet dark blue
 Painted pattern : zigzag+horizontal parallel band
 Texture : clay with chaff temper
 Texture colour : light brownish
 Surface colour & finishing : creamy slip
 Place : SB-19
 Remarks : inner rim with holes

187. Jar with double rims

Type : IV-6
 Dimension : d; 20.0cm, h; >6.5cm
 Painted colour : plain
 Painted pattern : plain
 Texture : sandy clay
 Texture colour : brownish
 Surface colour & finishing : well, buff
 Place : SB-507
 Remarks : 1-595, inner rim with holes

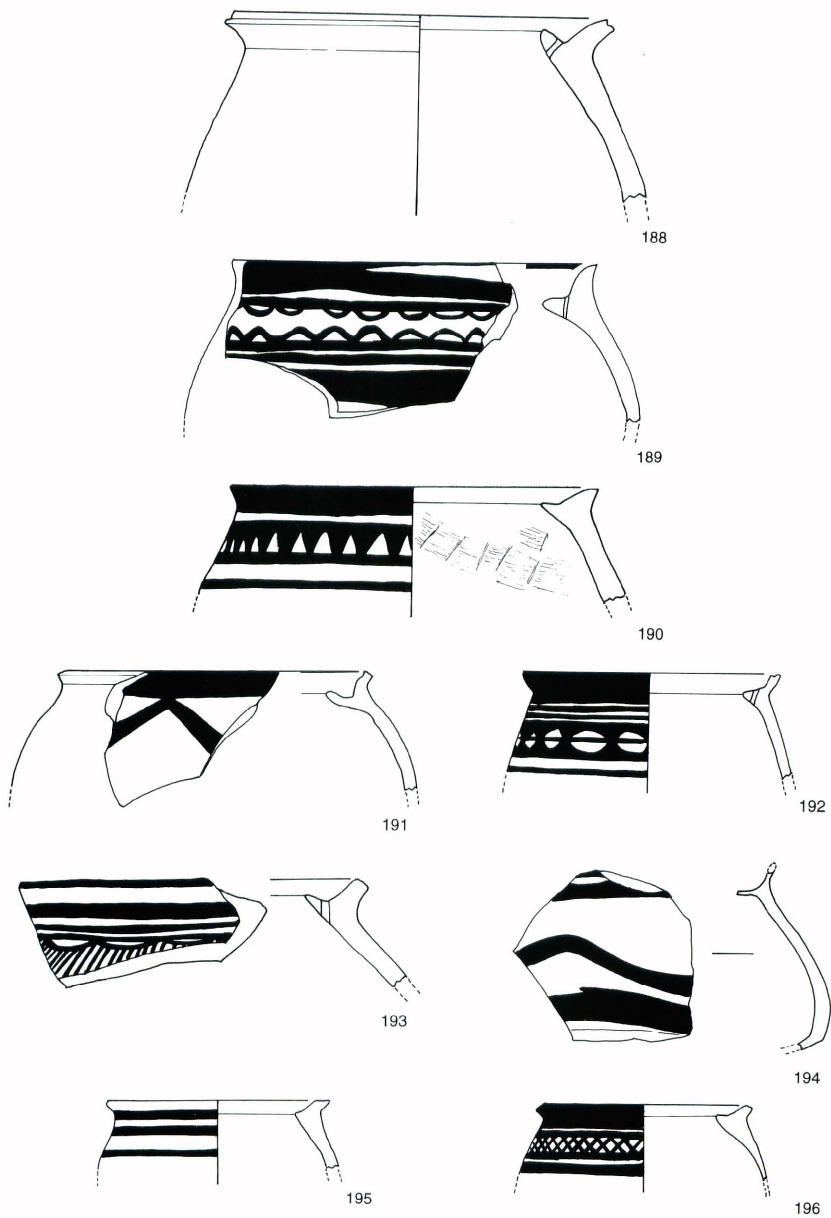


Fig.56 Pottery, level I

188. Jar with double rims

Type : IV-6
 Dimension : d; 20.0cm ϕ , h; >9.5cm
 Painted colour : unknown (brownish ?)
 Painted pattern : unknown
 Texture : sandy clay
 Texture colour : brown
 Surface colour & finishing : well, buff
 Place : SB-535
 Remarks : 1-600, inner rim with holes

189. Jar with double rims

Type : IV-6
 Dimension : d; 20.0cm ϕ , h; >8.5cm
 Painted colour : light and dark green
 Painted pattern : wave-like decoration+
 horizontal parallel band
 Texture : sand
 Texture colour : greenish
 Surface colour & finishing :
 inner & outer; smooth,
 Place : XI-8,-10-40cm
 Remarks : inner rim with a hole (perhaps three
 holes)

190. Jar with double rims

Type : IV-6
 Dimension : d; 20.0cm, h; >6.5cm
 Painted colour : dark blue
 Painted pattern : continuous triangle design+
 horizontal parallel band
 Texture : sandy clay
 Texture colour : buff
 Surface colour & finishing :
 inner; scaraping with spatula
 Place : SB-507
 Remarks : 1-596,

191. Jar with double rims

Type : IV-6
 Dimension : d; 16.0cm ϕ , h; >7.0cm
 Painted colour : outer; dark green
 Painted pattern : outer; zigzag
 Texture : sandy clay
 Texture colour : greenish
 Surface colour & finishing :
 inner & outer; buff, stroking
 Place : SB-478
 Remarks :

192. Jar with double rims

Type : IV-6
 Dimension : d; 14.0cm, h; >5.0cm
 Painted colour : blackish green
 Painted pattern : eye-like design
 Texture : sandy clay
 Texture colour : green
 Surface colour & finishing : well, greenish
 Place : SB-1902
 Remarks : 1-604

193. Jar with double rims

Type : IV-6
 Dimension : d; cm ϕ , h; >5.8cm
 Painted colour : out; brownish violet, ins;
 Painted pattern : out; bridge design+horizontal
 parallel line
 Texture : clay
 Texture colour : brownish
 Surface colour & finishing : greenish, stroking
 Place : SB-478
 Remarks : inner rim with holes

194. Jar with double rims

Type : IV-6
 Dimension : base diameter ; 12.0cm ϕ ,
 h; >10.0cm
 Painted colour : dark brownish green
 Painted pattern : wave-like decoration
 Texture : small sand
 Texture colour : greenish
 Surface colour & finishing : outer; creamy
 Place : SB-409
 Remarks :

195. Jar with double rims

Type : IV-6
 Dimension : d; 12.0cm ϕ , h; >4.0cm
 Painted colour : brown
 Painted pattern : horizontal parallel line
 Texture : sandy clay
 Texture colour : buff
 Surface colour & finishing : eroded surface
 Place : SB-51
 Remarks :

196. Jar with double rims

Type : IV-6
 Dimension : d; 12.0cm ϕ , h; >4.0cm
 Painted colour : dark blue
 Painted pattern : crosshatching+horizontal
 parallel band
 Texture : sandy clay
 Texture colour : greenish
 Surface colour & finishing : well, greenish
 Place : XI-7, -80cm
 Remarks : 1-597

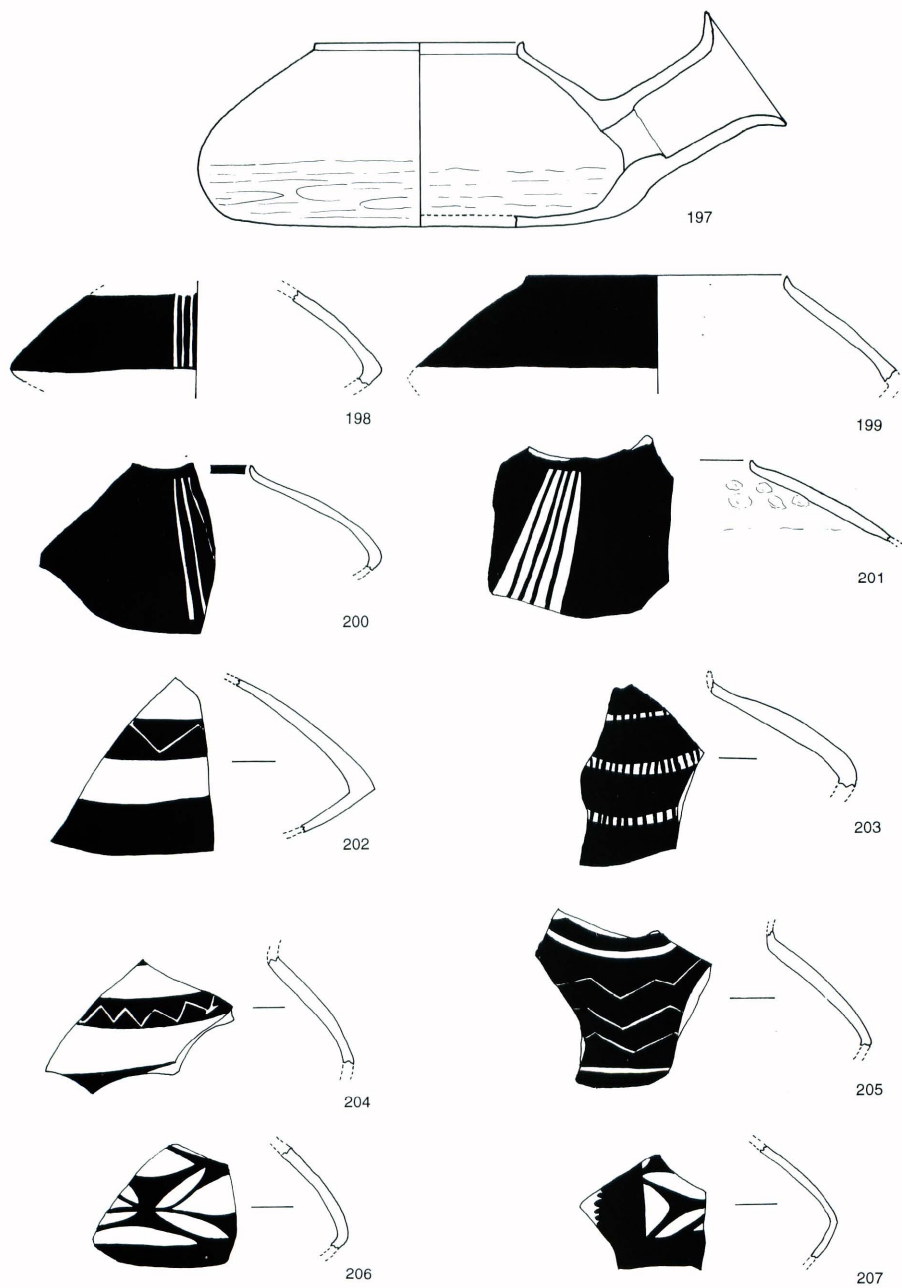


Fig.57 Pottery, level I

197. Jar with a spout

Type : IV-5
 Dimension : d; 11.0cm ϕ , h; 10.0cm
 Painted colour : violet
 Painted pattern : unknown
 Texture : clay
 Texture colour : brown
 Surface colour & finishing : stroking at upper
 part, scraping with spatula at
 lower part, inner; stroking, light brown
 Place : XII-9, -100cm, SB-507
 Remarks : 1-479

198. Jar with a spout ?

Type : IV-5
 Dimension : body diameter; 20.0cm ϕ , h; >5.0cm
 Painted colour : brownish violet
 Painted pattern : painted outer surface+three vertical
 lines
 Texture : clay
 Texture colour : brownish
 Surface colour & finishing : inner; smooth
 Place : Ditch B, SB-543
 Remarks :

199. Jar with a spout ?

Type : IV-5
 Dimension : d; 14.0cm, h; >5.0cm
 Painted colour : blackish violet
 Painted pattern : painted outer surface
 Texture : sandy clay
 Texture colour : brown
 Surface colour & finishing :
 well, outer; violet, inner; buff
 Place : SB-71
 Remarks : 1-453

200. Jar with a spout ?

Type : IV-5
 Dimension : d; 10.0cm ϕ , h; >6.0cm
 Painted colour : dark blue
 Painted pattern : painted outer surface+two vertical
 lines
 Texture : sandy clay
 Texture colour : buff
 Surface colour & finishing : outer; wet smooth buff,
 inner; stroking, buff
 Place : Ditch B
 Remarks :

201. Jar with a spout ?

Type : IV-5
 Dimension : d; 10.0cm ϕ , h; >4.0cm
 Painted colour : reddish brown
 Painted pattern : painted outer surface+four vertical
 lines
 Texture : sand
 Texture colour : brownish
 Surface colour & finishing : inner; impressed finger-
 mark , stroking
 Place : SB-872
 Remarks :

202. Jar with a spout ?

Type : IV-5
 Dimension : body diameter; 13.0cm ϕ , h; >8.0cm
 Painted colour : dark green
 Painted pattern : horizontal parallel band+ scratched
 zigzag design
 Texture : sandy clay
 Texture colour : buff
 Surface colour & finishing : outer; wet smooth,
 inner; stroking, buff
 Place : XI-7, -60-80cm, Ditch B
 Remarks :

203. Jar with a spout

Type : IV-5
 Dimension : h; >6.5cm
 Painted colour : brownish violet
 Painted pattern : vertical short lines+horizontal
 parallel band
 Texture : clay
 Texture colour : light brown
 Surface colour & finishing : cream slip, wet smooth
 Place : SB-115 (Ditch A)
 Remarks :

204. Jar with a spout

Type : IV-5
 Dimension : h; >6.5cm,
 Painted colour : brownish violet
 Painted pattern : scratched zigzag design+horizontal
 parallel band
 Texture : clay
 Texture colour : brownish
 Surface colour & finishing :
 Place : XI-7.8, -70cm, Ditch B
 Remarks :

205. Jar with a spout

Type : IV-5
 Dimension : h; >6.0cm
 Painted colour : brown
 Painted pattern : scratched zigzag design+horizontal
 parallel band
 Texture : clay, powder paste
 Texture colour : buff
 Surface colour & finishing : whitish slip ?
 inner; wet smooth and brush-mark finishing
 Place : SB-1781
 Remarks :

206. Jar with a spout ?

Type : IV-5
 Dimension : h; >5.5cm
 Painted colour : blackish green
 Painted pattern : psedo-cross design
 Texture : clay
 Texture colour :
 Surface colour & finishing : creamy slip
 Place : SB-274
 Remarks :

207. Jar with a spout

Type : IV-5
 Painted colour : blackish green
 Painted pattern : psedo-cross design
 Texture : clay
 Texture colour :
 Surface colour & finishing : creamy slip
 Place : SB-879,
 Remarks : similar to No.206

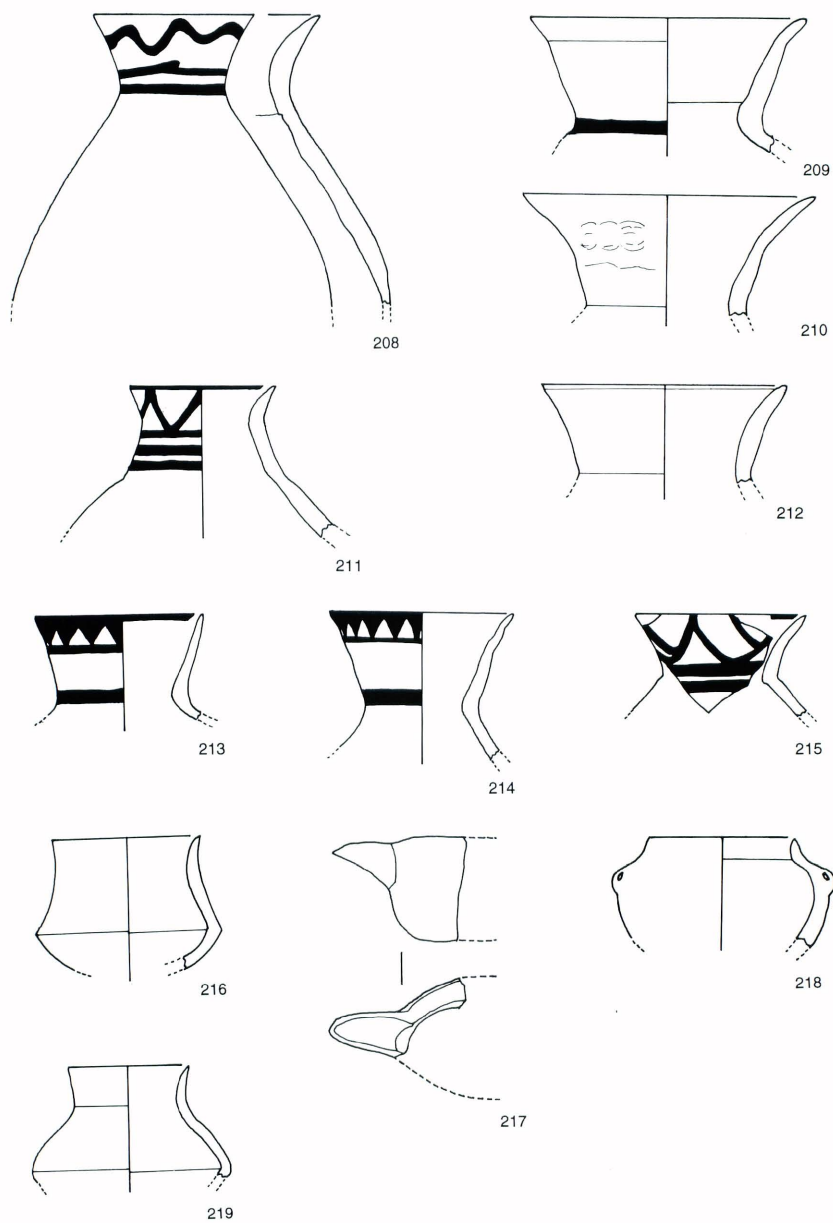


Fig.58 Pottery, level I

208. Jar

Type : IV-3
 Dimension : d; 8.5cm ϕ , h; >15.0cm
 Painted colour : pale greenish
 Painted pattern : wave-like decoration+
 horizontal parallel line
 Texture : sandy clay
 Texture colour : buff, inner; buff, outer; whitish
 Surface colour & finishing : inner rim; stroking
 Place : XI, XII-9, -110cm
 Remarks : vessel was made by clay coil building.

209. Jar

Type : IV-3
 Dimension : d; 15.0cm ϕ , h; >5.0cm
 Painted colour : brown
 Painted pattern : horizontal line
 Texture : sandy clay
 Texture colour : brownish
 Surface colour & finishing : whitish , stroking
 Place : SB-532
 Remarks : 1-509

210. Jar

Type : IV-3
 Dimension : d; 16.0cm ϕ , h; >6.0cm
 Painted colour : plain
 Painted pattern : plain
 Texture : sandy clay
 Texture colour : brownish
 Surface colour & finishing : outer; greenish, stroking
 Place : SB-15
 Remarks : 1-505

211. Jar

Type : IV-3
 Dimension : d; 8.0cm ϕ , h; >7.8cm
 Painted colour : dark blue
 Painted pattern : wave-like decoration+horizontal
 parallel line
 Texture : sandy
 Texture colour : green
 Surface colour & finishing : well
 Place : SB-478
 Remarks : 1-588

212. Jar

Type : IV-3
 Dimension : d; 13.0cm, h; >5.2cm
 Painted colour : plain
 painted pattern : plain
 Texture : sandy clay
 Texture colour : brownish
 Surface colour & finishing : stroking
 Place : SB-543
 Remarks : 1-506

213. Jar

Type : IV-4
 Dimension : d; 9.0cm, h; >5.5cm
 Painted colour : bkackish green
 Painted pattern : continuous triangle design+
 horizontal parallel line
 Texture : sandy clay
 Texture colour : buff
 Surface colour & finishing : well, buff
 Place : SB-494
 Remarks : 1-455

214. Jar

Type : IV-4
 Dimension : d; 10.0cm ϕ , h; >8.0cm
 Painted colour : brown
 Painted pattern : continuous triangle design+
 horizontal parallel line
 Texture : sandy clay
 Texture colour : brown
 Surface colour & finishing : well, buff
 Place : SB-18
 Remarks : 1-591

215. Jar

Type : IV-3
 Dimension : d; 9.0cm ϕ , h; >5.2cm
 Painted colour : dark green
 Painted pattern : out; wave-like decoration,
 ins; single line
 Texture :
 Texture colour : greenish
 Surface colour & finishing : buff, wet smooth
 Place : SB-535
 Remarks :

216. Jar

Type : IV-2
 Dimension : d; 8.0cm ϕ , h; >7.0cm<7.6cm
 Painted colour : none
 Painted pattern : none
 Texture : sand
 Texture colour : greenish
 Surface colour & finishing : scraping and stroking
 Place : SB-954, Bottom of the Ditch A
 Remarks : Samarra Pottery

217. Bowl with a spout

Type : I-3 (oval shape)
 Dimension : width; >6.0, length; >7.5cm,
 height; >5.5cm
 Painted colour : none
 Painted pattern : none
 Texture : sand included black colour sand
 Texture colour : light greenish
 Surface colour & finishing : smooth, stroking
 Place : SB-64
 Remarks : Samarra Pottery

218. Jar with lug

Type : IV-1
 Dimension : d; 11.6cm, h; >6.0cm
 Painted colour : plain
 Painted pattern : plain
 Texture : sand
 Texture colour : red brownish
 Surface colour & finishing : outer; whitish
 Place : SB-874
 Remarks : samarra pottery

219. Jar

Type : IV-2
 Dimension : d; 6.7cm ϕ , h; >6.2cm
 Painted colour : none
 Painted pattern : none
 Texture : sand
 Texture colour : buff
 Surface colour & finishing : washing, buff
 Place : SB-520, Ditch B
 Remarks : Samarra pottery

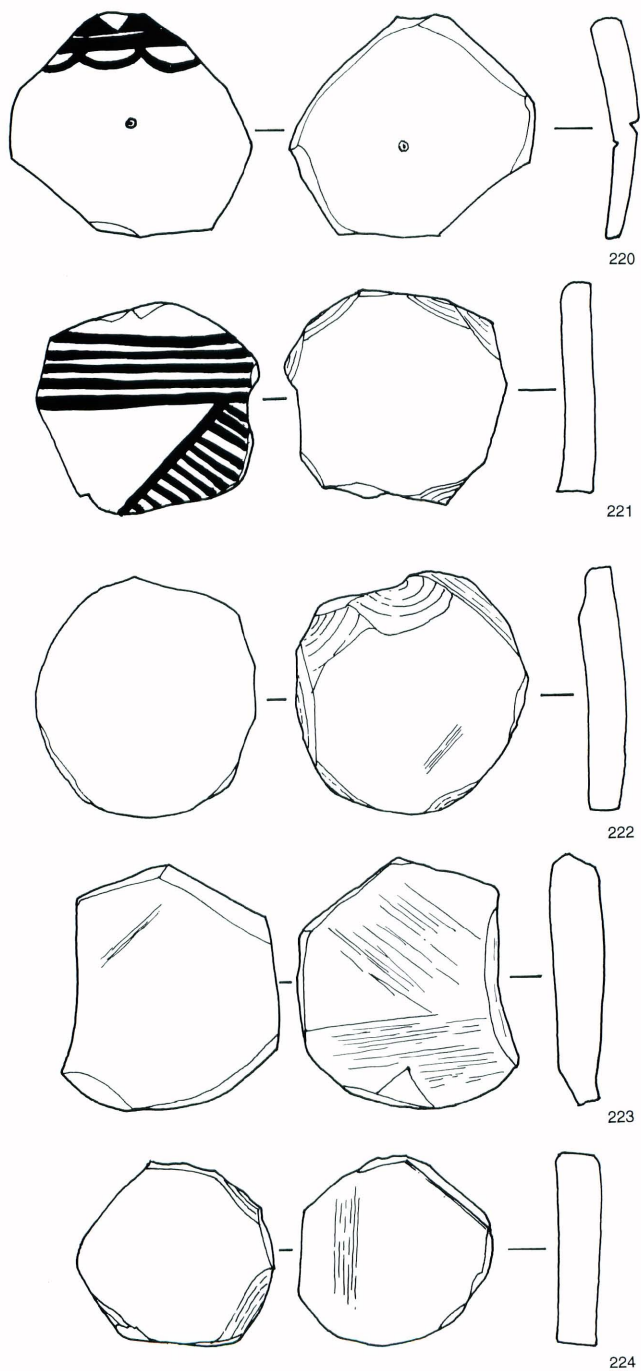


Fig.59 Small findings, level I

220. Pottery disk

Dimension : 8.7cm × 7.7cm, 1.0cm(thickness)

Painted clour & pattern : redish violet, wave-like design+parallel line+continuous triangle design ?

Texture : sandy clay

Texture colour : brownish

Surface colour & finishing : outer; reddish brown, inner; buff

Place : SB-250, Ditch B

Remarks : a hole in the center, reused of the pottery vessel

221. Pottery disk

Dimension : 7.0cm × 8.0cm, 1.0cm(thickness)

Painted clour & pattern : dark green, parallel lines+hatched triangle design ?

Texture : clay

Texture colour : buff

Surface colour & finishing :

Place : SB-519

Remarks : reused of the pottery vessel

222. Pottery disk

Dimension : 8.3cm × 8.5cm, 1.3cm(thickness)

Painted clour & pattern : none

Texture : sandy clay

Texture colour : light brownish

Surface colour & finishing :

Place : XI-8, Ditch B

Remarks :

223. Pottery disk

Dimension : 7.2cm × 8.8cm, 1.6cm (thickness)

Painted clour & pattern : none

Texture : sandy clay

Texture colour : greenish

Surface colour & finishing :

Place : SB-2008, Ditch B

Remarks :

224. Pottery disk

Dimension : 6.7cm × 7.0cm, 1.5cm(thickness)

Painted clour & pattern : none

Texture : sandy clay

Texture colour : buff

Surface colour & finishing : outer; eroded, inner; brush-mark finishing

Place : SB-1917

Remarks : reused of the pottery vessel

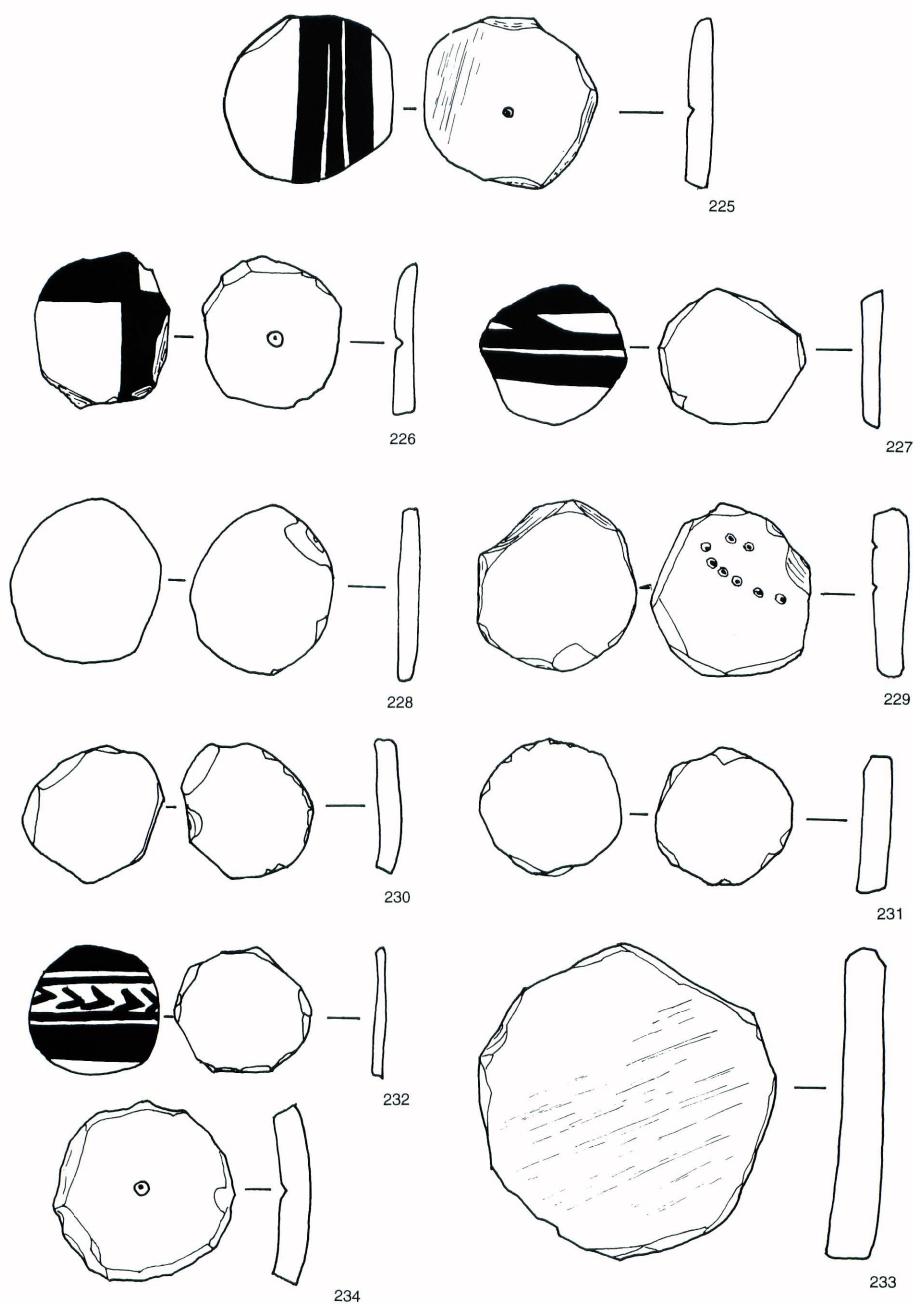


Fig.60 Small findings, level I

225. Pottery disk

Dimension : 6.0cm × 6.0cm, 0.9cm(thickness)
 Painted clour & pattern : dark green, three
 parallel lines

Texture : clay
 Texture colour : buff
 Surface colour & finishing :
 Place : SB-1896

Remarks : a unperforated hole in the center of
 the disk, reused of the pottery vessel

226. Pottery disk

Dimension : 5.0cm × 5.2cm, 0.6cm(thickness)
 Painted clour & pattern : dark greenish
 brown, check pattern ?

Texture : clay
 Texture colour : light brown
 Surface colour & finishing : wet smooth
 Place : X-8, 7, -100-120cm

Remarks : a unperforated hole in the
 center, reused of the pottery vessel

227. Pottery disk

Dimension : 5.3cm × 4.7cm, 0.7cm(thickness)
 Painted clour & pattern : dark violet, parallel
 line+wave-like design

Texture : sandy clay
 Texture colour : brownish
 Surface colour & finishing : inner & outer; wet
 smooth

Place : XI-7, -80cm, Ditch B
 Remarks : reused of the pottery vessel

228. Pottery disk

Dimension : 5.2cm × 6.0cm, 0.7cm(thickness)
 Painted clour & pattern : none
 Texture : small sand

Texture colour : reddish brown
 Surface colour & finishing :
 Place : SB-1977

Remarks : reused of the base of the pottery
 vessel

229. Pottery disk

Dimension : 6.1cm × 5.7cm, 1.2cm(thickness)
 Painted clour & pattern : none

Texture : clay
 Texture colour : buff
 Surface colour & finishing :
 Place : SB-1929, Ditch B

Remarks : eight unperforated holes on the
 surface of the disk

230. Pottery disk

Dimension : 4.7cm × 4.7cm, 0.8cm(thickness)
 Painted clour & pattern : none

Texture : sandy clay
 Texture colour : light brownish
 Surface colour & finishing : wet smooth
 Place : Sb-543

Remarks :

231. Pottery disk

Dimension : 5.0cm × 4.8cm, 0.9cm(thickness)
 Painted clour & pattern : none

Texture : sandy clay
 Texture colour : greenish
 Surface colour & finishing :
 Place : SB-71

Remarks :

232. Pottery disk

Dimension : 5.0cm × 4.0cm, 0.3cm(thickness)
 Painted clour & pattern : dark green, chevron+
 parallel lines

Texture : clay
 Texture colour : greenish
 Surface colour & finishing : wet smooth
 Place : SB-1886

Remarks : reused of the potery vessel

233. Pottery disk

Dimension : 6.3cm × 6.3cm, 1.0cm(thickness)
 Painted clour & pattern : none

Texture : sandy clay included chaff temper
 Texture colour : brownish
 Surface colour & finishing :
 Place :

Remarks : a unperforated hole in the center

234. Pottery disk

Dimension : 10.5cm × 11.3cm, 1.4cm(thickness)
 Painted clour & pattern : none

Texture : coarse
 Texture colour : greenish
 Surface colour & finishing :
 Place : SB-1917, Ditch B

Remarks :

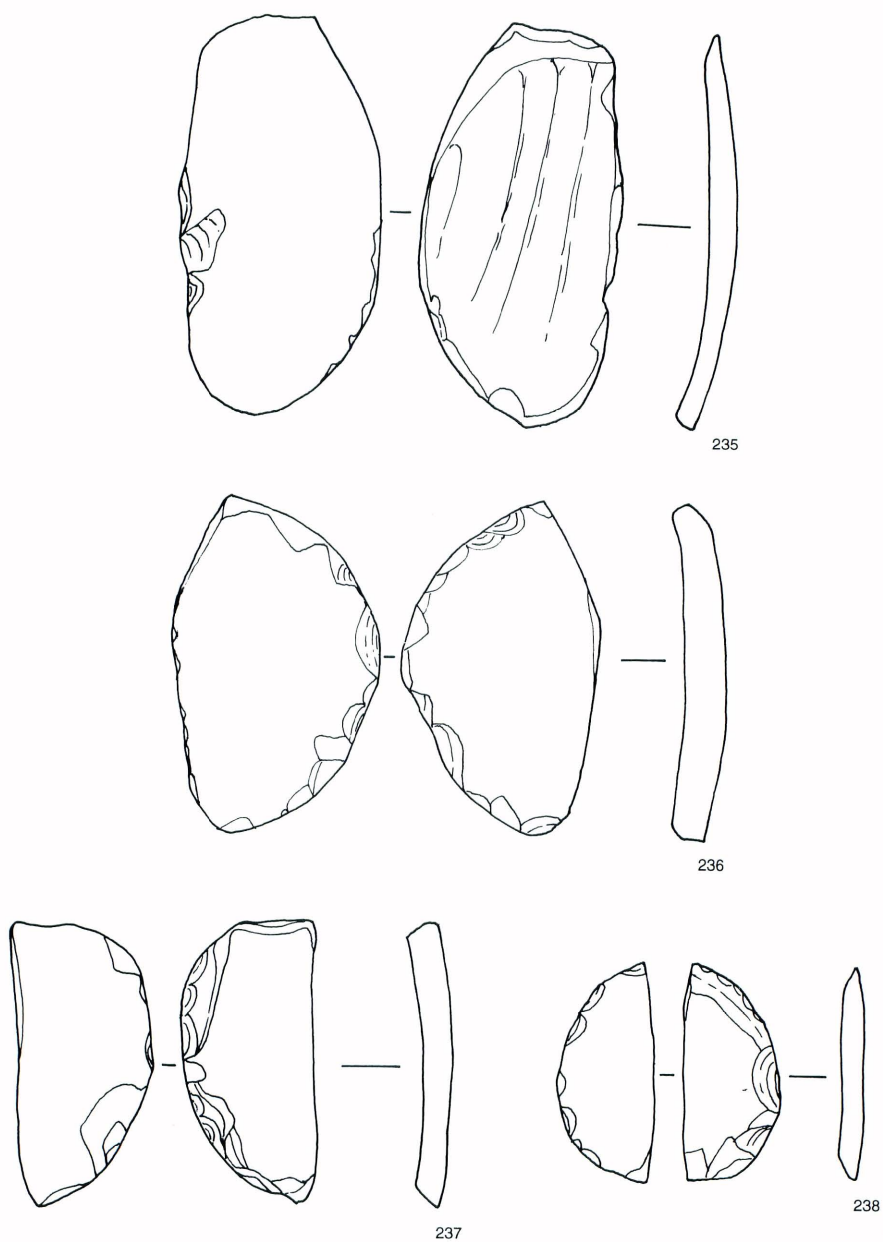


Fig.61 Small findings, level I

235. Pottery oval disk

Dimension : 14.3cm × 7.0cm, 1.0cm(thickness)
 Painted clour & pattern : none
 Texture : clay
 Texture colour : buff
 Surface colour & finishing : grinding the contours of the disk
 Place : SB-71,
 Remarks : knife ?

236. Pottery semi-disk

Dimension : 7.2cm × 11.7cm, 1.2cm(thickness)
 Painted clour & pattern : none
 Texture : sandy clay
 Texture colour : greenish
 Surface colour & finishing :
 Place : SB-1971, Ditch B
 Remarks :

237. Pottery semi-disk

Dimension : 10.0cm × 4.7cm, 1.2cm(thickness)
 Painted clour & pattern : none
 Texture : sandy clay
 Texture colour : greenish
 Surface colour & finishing :
 Place : SB-2007
 Remarks :

238. Pottery semi-disk

Dimension : 7.7cm × 3.3cm, 0.8cm(thickness)
 Painted clour & pattern : none
 Texture : clay
 Texture colour : greenish
 Surface colour & finishing :
 Place : SB-1984, Ditch B
 Remarks :

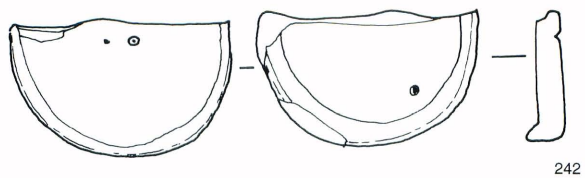
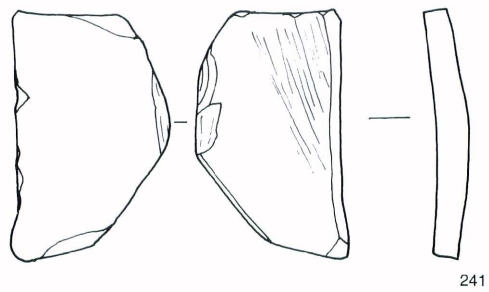
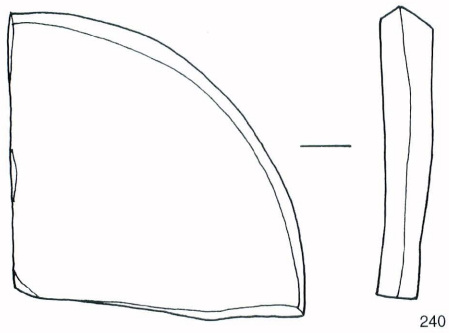
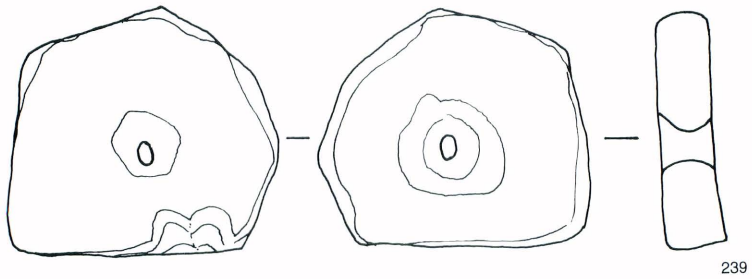


Fig.62 Small findings, level I

239. Pottery disk

Dimension : 9.7cm × 8.5cm, 2.0cm(thickness)

Painted clour & pattern : none

Texture : sandy clay included chaff temper

Texture colour : greenish

Surface colour & finishing :

Place : SB-71

Remarks : there is a perforated hole, diameter 0.6cm, in center of the thick disk.

240. Pottery semi-disk

Dimension : 10.3cm × 10.3cm, 1.5cm(thickness)

Painted clour & pattern : none

Texture : sandy clay

Texture colour : redish

Surface colour & finishing :

Place : XI-7, -60-80cm

Remarks : 1/4 disk

241. Pottery semi-disk

Dimension : 5.2cm × 8.7cm, 1.1cm(thickness)

Painted clour & pattern : none

Texture : clay

Texture colour : light brownish

Surface colour & finishing :

Place : SB-19, Ditch B

Remarks :

242. Pottery semi-disk

Dimension : d; 8.0cm × 5.0cm, 0.8cm(thickness)

Painted clour & pattern : none

Texture : clay

Texture colour : red violet

Surface colour & finishing :

Place : X, XI-7/8, -60-80cm

Remarks : plate?, unperfarated holes on both sides

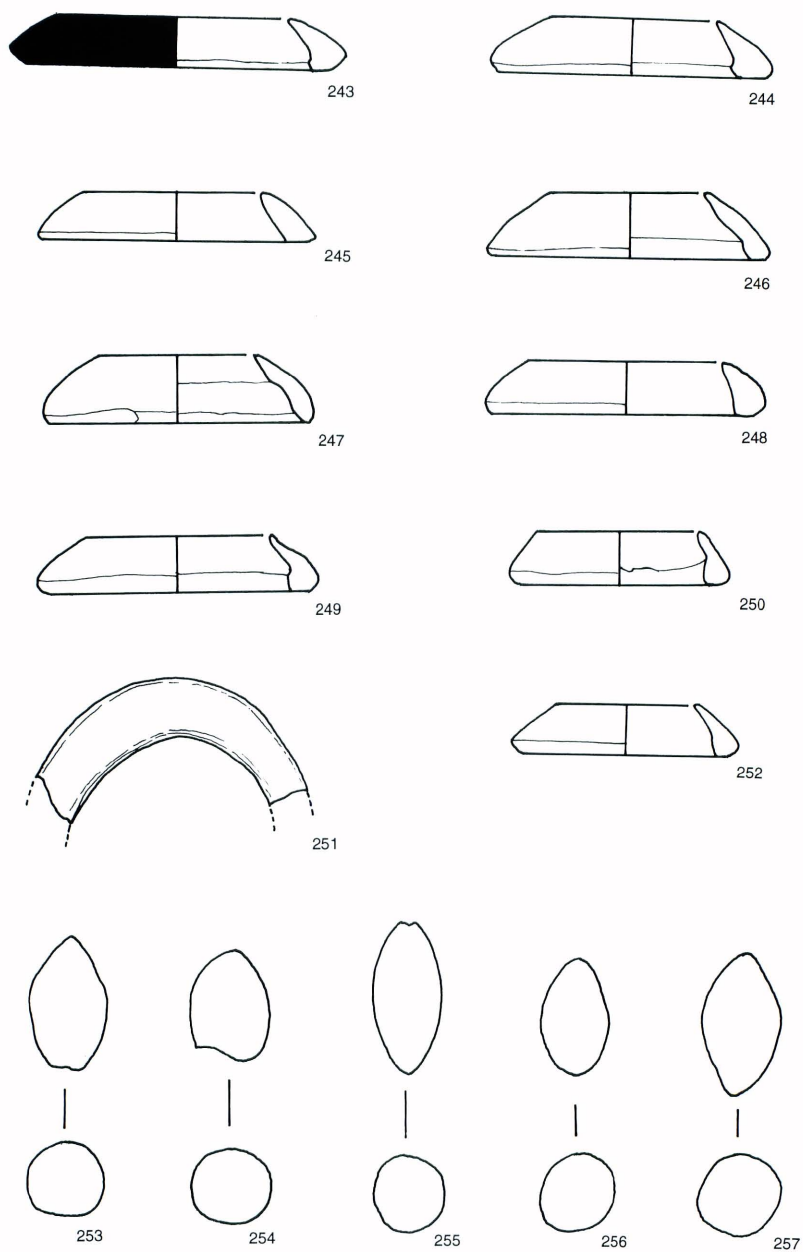


Fig.63 Small findings, level I

243. Painted clay ring

Dimension : max.d.; 12.0cm ϕ , min.d.;
8.0cm ϕ , h; 1.8cm
Painted clour & pattern : brown
Texture : clay
Texture colour : greenish
Surface colour & finishing :
Place : X-7/8, -120-140cm
Remarks :

244. Clay ring

Dimension : max.d.; 10.0cm ϕ , min.d.;
6.0cm ϕ , h; 2.0cm
Painted clour & pattern : none
Texture : sandy clay
Texture colour : greenish
Surface colour & finishing : greenish
Place : SB-1929
Remarks :

245. Clay ring

Dimension : max.d.; 10.0cm ϕ , min.d.;
6.0cm ϕ , h; 1.7cm
Painted clour & pattern : none
Texture : sandy clay
Texture colour : buff
Surface colour & finishing : buff
Place : SB-1929, Ditch B
Remarks :

246. Clay ring

Dimension : max.d. ϕ ; 10.0cm ϕ , min.d.;
5.3cm ϕ , h; 2.3cm
Painted clour & pattern : none
Texture : clay
Texture colour : greenish
Surface colour & finishing :
Place : SB-1921, Ditch B
Remarks :

247. Clay ring

Dimension : max.d.; 9.5cm ϕ , min.d.; 5.3cm ϕ ,
h; 2.4cm
Painted clour & pattern : none
Texture : sandy clay
Texture colour : greenish
Surface colour & finishing : stroking and scraping
Place : XI-8, in kiln No.1
Remarks :

248. Clay ring

Dimension : max.d; 10.0cm ϕ , min.d; 7.0cm ϕ ,
h; 1.9cm
Painted clour & pattern : none
Texture : sandy clay
Texture colour : buff
Surface colour & finishing :
Place : SB-1929, Ditch B
Remarks :

249. Clay ring

Dimension : max.d.; 10.0cm ϕ , min.d.; 6.7cm ϕ ,
h; 2.0cm
Painted clour & pattern : none
Texture : clay
Texture colour : greenish
Surface colour & finishing : greenish
Place : SB-1932, Ditch B
Remarks :

250. Clay ring

Dimension : max.d.; 8.0cm ϕ , min.d.; 5.6cm ϕ ,
h; 1.9cm
Painted clour & pattern : none

Texture : sandy clay
Texture colour : brownish
Surface colour & finishing : brush-mark finishing,
storking

Place : X-7, -60-85cm

Remarks :

251. Clay ring

Dimension : max.d.; 5.0cm ϕ , min.d.; 3.5cm ϕ
Painted clour & pattern : none
Texture : sandy clay
Texture colour :
Surface colour & finishing : brush-mark finishing,
storking

Place :

Remarks : fragment

252. Clay ring

Dimension : max.d.; 8.0cm ϕ , min.d.; 4.7cm ϕ ,
h; 1.8cm
Painted clour & pattern : none
Texture : clay
Texture colour : greenish
Surface colour & finishing :
Place : X-7, -60-80cm
Remarks :

253. Sling ball

Dimension : d; 2.8cm ϕ , length; 4.7cm
Painted clour & pattern : none
Texture : sandy clay
Texture colour : brownish
Surface colour & finishing :
Place : VII-9, -80-100cm, level 1?
Remarks :

254. Sling ball

Dimension : d; 2.9cm ϕ , length 4.0cm
Painted clour & pattern : none
Texture : clay
Texture colour : brown
Surface colour & finishing : black
Place : X-9, -92-180cm
Remarks :

255. Sling ball

Dimension : d; 2.5cm ϕ , length; 5.3cm
Painted clour & pattern : none
Texture : clay
Texture colour : brown
Surface colour & finishing :
Place : XII-9, -60cm-90cm
Remarks :

256. Sling ball

Dimension : d; 2.5cm ϕ , length; 4.3cm
Painted clour & pattern : none
Texture : clay included sandy clay
Texture colour : surface; blackish brown
Surface colour & finishing :
Place : SB-30
Remarks :

257. Sling ball

Dimension : d; 3.0cm ϕ , long; 5.0cm
Painted clour & pattern : none
Texture : clay
Texture colour : brown
Surface colour & finishing : smooth
Place : SB-1808
Remarks :

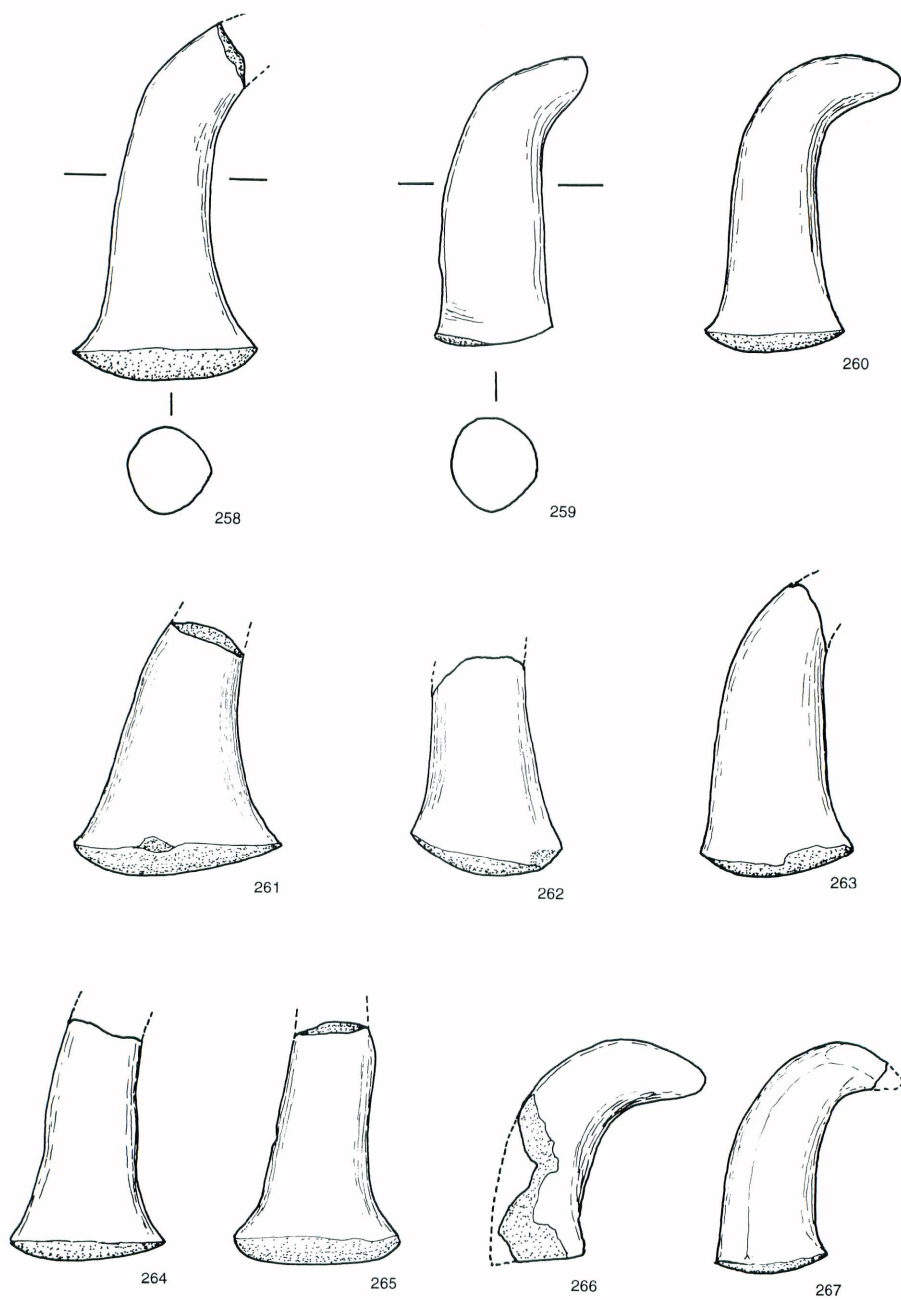


Fig.64 Small findings, level I

258. Clay nail

Dimension : maximum diameter ;
6.5cm, length; >12.3cm
Painted clour & pattern : none
Texture : chaff temper included small sand
Texture colour : greenish
Surface colour & finishing : scraping with
spatula
Place : XI-10, -30cm
Remarks :

259. Clay nail

Dimension : maximum diameter ;
4.2cm, length; 10.2cm
Painted clour & pattern : none
Texture : small sand included chaff temper
Texture colour : light greenish
Surface colour & finishing : scraping, stroking
Place : X-8, -70cm, Ditch B
Remarks :

260. Clay nail

Dimension : maximum diameter ;
5.0cm, length; 10.5cm
Painted clour & pattern : none
Texture :
Texture colour :
Surface colour & finishing :
Place : SB-65
Remarks :

261. Clay nail

Dimension : maximum diameter ;
7.5cm, length; >8.8cm
Painted clour & pattern : none
Texture : clay included chaff temper
Texture colour : greenish
Surface colour & finishing :
Place : XI-7/8, -200-240cm, Ditch B
Remarks :

262. Clay nail

Dimension : maximum diameter ;
5.5cm, length; >7.7cm
Painted clour & pattern : none
Texture : clay with chaff temper
Texture colour : greenish
Surface colour & finishing :
Place : X, XI-8, 7, -50-80cm, Ditch B
Remarks :

263. Clay nail

Dimension : maximum diameter ;
5.5cm, length; >10.3cm
Painted clour & pattern : none
Texture : clay included chaff temper
Texture colour : greenish
Surface colour & finishing :
Place : SB-19
Remarks :

264. Clay nail

Dimension : maximum diameter ;
5.7cm, length; >8.5cm
Painted clour & pattern : none
Texture : clay included chaff temper
Texture colour : brownish
Surface colour & finishing : outer; buff
Place : SB-1942
Remarks :

265. Clay nail

Dimension : maximum diameter ;
6.0cm, length; >8.6cm
Painted clour & pattern : none
Texture : clay included chaff temper
Texture colour : greenish
Surface colour & finishing :
Place : SB-1942
Remarks :
Remarks :

266. Clay nail

Dimension : d; 3.5cm, length; 8.0cm
Painted clour & pattern : none
Texture : clay included chaff temper
Texture colour : greenish
Surface colour & finishing :
Place : SB-1942, Ditch B
Remarks :

267. Clay nail

Dimension : maximum diameter; 4.0cm,
length; 8.5cm
Painted clour & pattern : none
Texture : clay included chaff temper
Texture colour : brownish
Surface colour & finishing : stroking
Place : SB-65
Remarks :

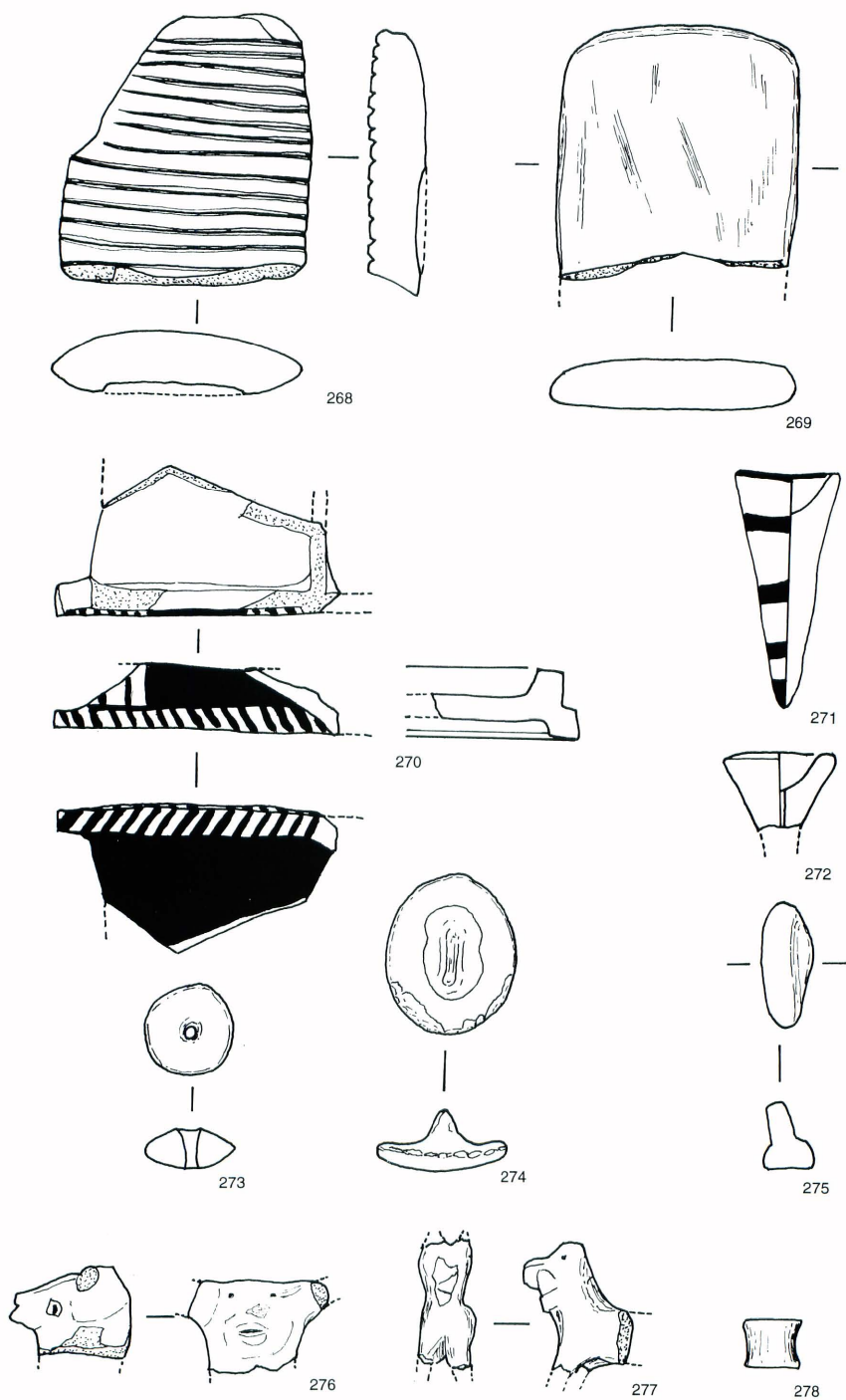


Fig.65 Small findings, level I

268. Clay tablet

Dimension : 8.7cm × >9.5cm, thickness; 2.0cm
 Painted clour & pattern : incised parallel lines on
 one side

Texture : sandy clay
 Texture colour : light brownish
 Surface colour & finishing : buff, smooth
 Place : SB-653
 Remarks :

269. Clay tablet

Dimension : 8.7cm × >9.0, thickness; 1.8cm
 Painted clour & pattern : none
 Texture : clay included chaff temper
 Texture colour : greenish
 Surface colour & finishing : stroking
 Place : SB-523
 Remarks :

270. Plate

Dimension : ?
 Painted colour : reddish orange
 Painted pattern : oblique lines
 Texture : sandy clay
 Texture colour : greenish
 Surface colour & finishing :
 Place : X-7/8, -100-120cm
 Remarks :

271. clay nail

Dimension : max.d.; 3.8cm ϕ , length; 8.3cm
 Painted colour : greenish
 Painted pattern : parallel lines
 Texture : clay
 Texture colour : light greenish
 Surface colour & finishing :
 Place : XI-8, -30-50cm, Ditch B
 Remarks :

272. Clay nail ?

Dimension : max.d.; 4.0cm, min.d.;
 1.5cm, h; 2.7cm
 Painted clour & pattern : none
 Texture : sandy clay
 Texture colour : greenish
 Surface colour & finishing :
 surface; buff, over fired
 Place : SB-1926
 Remarks :

273. Spindle whorls

Dimension : d; 3.2cm, thickness; 1.3cm
 Painted clour & pattern : none
 Texture : sandy clay
 Texture colour : orange
 Surface colour & finishing :
 Place : XIV-9, -75-85cm
 Remarks :

274. Lid?

Dimension : 6.0cm × 4.7cm,
 Painted clour & pattern : none
 Texture :
 Texture colour :
 Surface colour & finishing :
 Place : XIII-8, -30cm, inside kiln
 Remarks : lid for kiln

275. Stamp ?

Dimension : 1.8cm × 4.5cm, h; 2.4
 Painted clour & pattern : none
 Texture : clay
 Texture colour : surface; black
 Surface colour & finishing :
 Place : SB-1, level I ?
 Remarks : no decoration

276. Animal teracotta figurin

Dimension : 4.2cm × 3.2cm
 Painted clour & pattern : none
 Texture : clay
 Texture colour : buff
 Surface colour & finishing : stroking
 Place : SB-1859
 Remarks : perforated through the eyes

277. Animal teracotta figurin

Dimension : height ;
 >4.7cm, length; >4.0cm, width; 2.0cm
 Painted clour & pattern : none
 Texture : clay
 Texture colour : light brown
 Surface colour & finishing :
 Place : X-10, -80cm
 Remarks :

278. Erring ?

Dimension : d:2.2cm ϕ , h; 1.8cm
 Painted clour & pattern : none
 Texture : clay
 Texture colour : grey
 Surface colour & finishing : burnished at end of
 both sides
 Place : X-8, -90cm, level I ?
 Remarks :

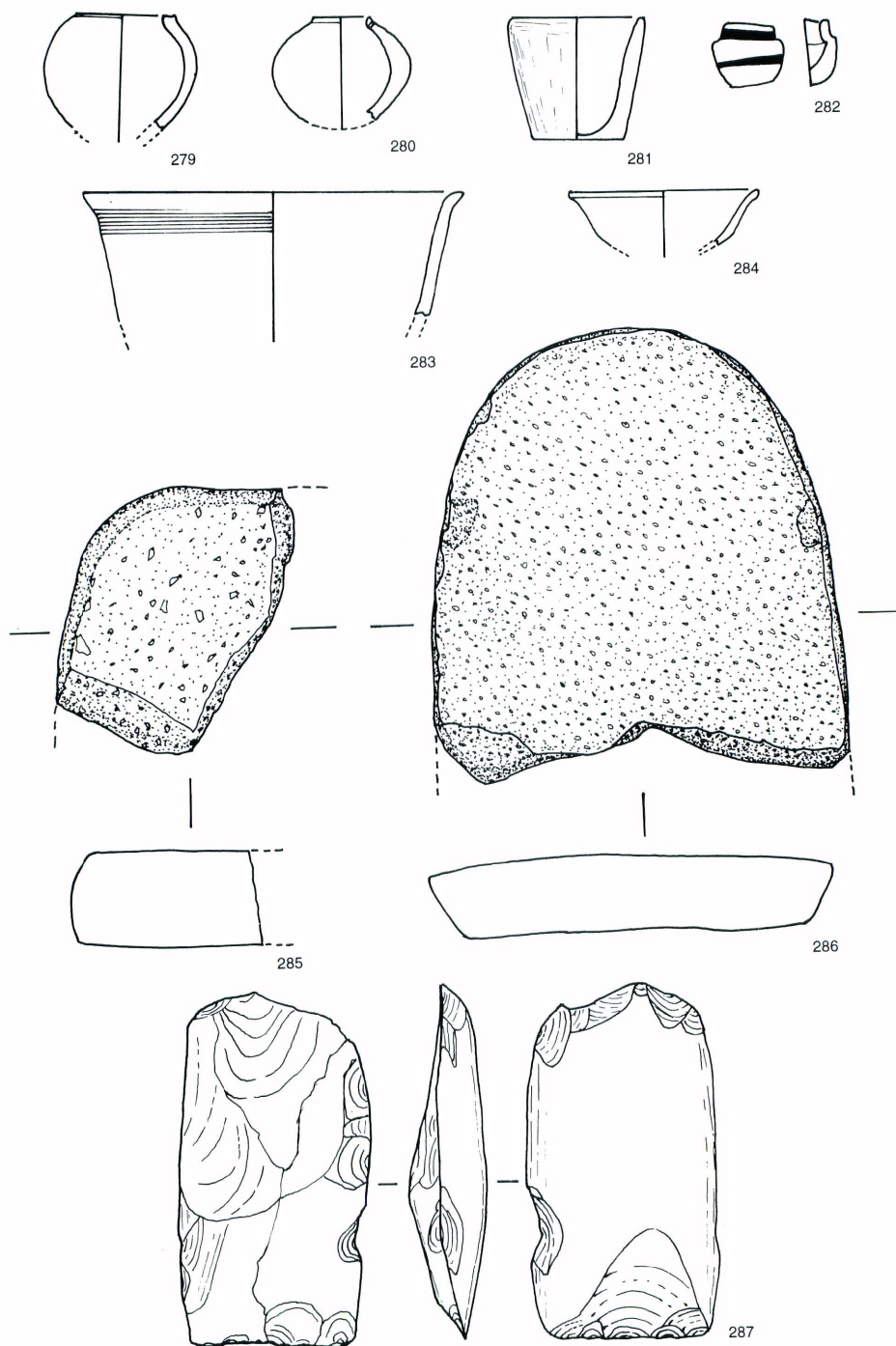


Fig.66 Small findings, level I

279. Minuature Jar

Type : IV-5
 Dimension : d; 3.0cm ϕ , h; 4.2cm
 Painted clour & pattern : none
 Texture : clay
 Texture colour : brownish
 Surface colour & finishing : well
 Place : SB-871
 Remarks :

280. Minuature Jar

Dimension : d; 2.0cm ϕ , h; 4.0cm
 Painted clour & pattern : none
 Texture : clay
 Texture colour : inner & outer; light brownish
 Surface colour & finishing : a small hole on the rim
 Place : X, XI-8, 7, -30-50cm, Ditch B
 Remarks :

281. Minuature goblet

Dimension : d; 5.0cm, h; 4.5cm
 Painted clour & pattern : none
 Texture : sandy clay
 Texture colour : light brownish
 Surface colour & finishing : outer; scraping, inner; stroking
 Place : XI-8, -100cm
 Remarks :

282. Minuature Jar

Dimension : d; 1.8cm, h; 2.3cm
 Painted clour & pattern : red
 Texture : clay
 Texture colour : reddish brown
 Surface colour & finishing :
 Place : X/XI-6/5, Ditch B
 Remarks :

283. Stone vessel

Dimension : D; 14.0cm, h; >4.5cm
 Material : rhodochrosite ?
 colour : pink
 Surface colour & finishing :
 Place : XI-7, -80cm, Ditch B
 Remarks :

284. Small stone vessel

Dimension : d; 7.0cm ϕ , h; >2.0cm
 Material : limestone
 colour : white
 Surface colour & finishing : inner & outer; polished
 Place : X-9, -80cm, level 1 ?
 Remarks :

285. Quern

Dimension : Thickness; 3.5cm,
 Material : conglomerate?
 colour : whitish
 Surface colour & finishing :
 Place :
 Remarks : fragment

286. Quern

Dimension : width; 15.3cm, length; >16.5cm, thickness; 3.0cm
 Material : basalt
 colour : black
 Surface colour & finishing : grinded both sides
 Place : X, XI-7, 8, Ditch B
 Remarks :

287. Axe

Dimension : 7.0cm \times 13.0cm, thickness; max 3.0cm
 Material :
 colour : black
 Surface colour & finishing :
 Place : X.XI-8.7, Ditch B
 Remarks :

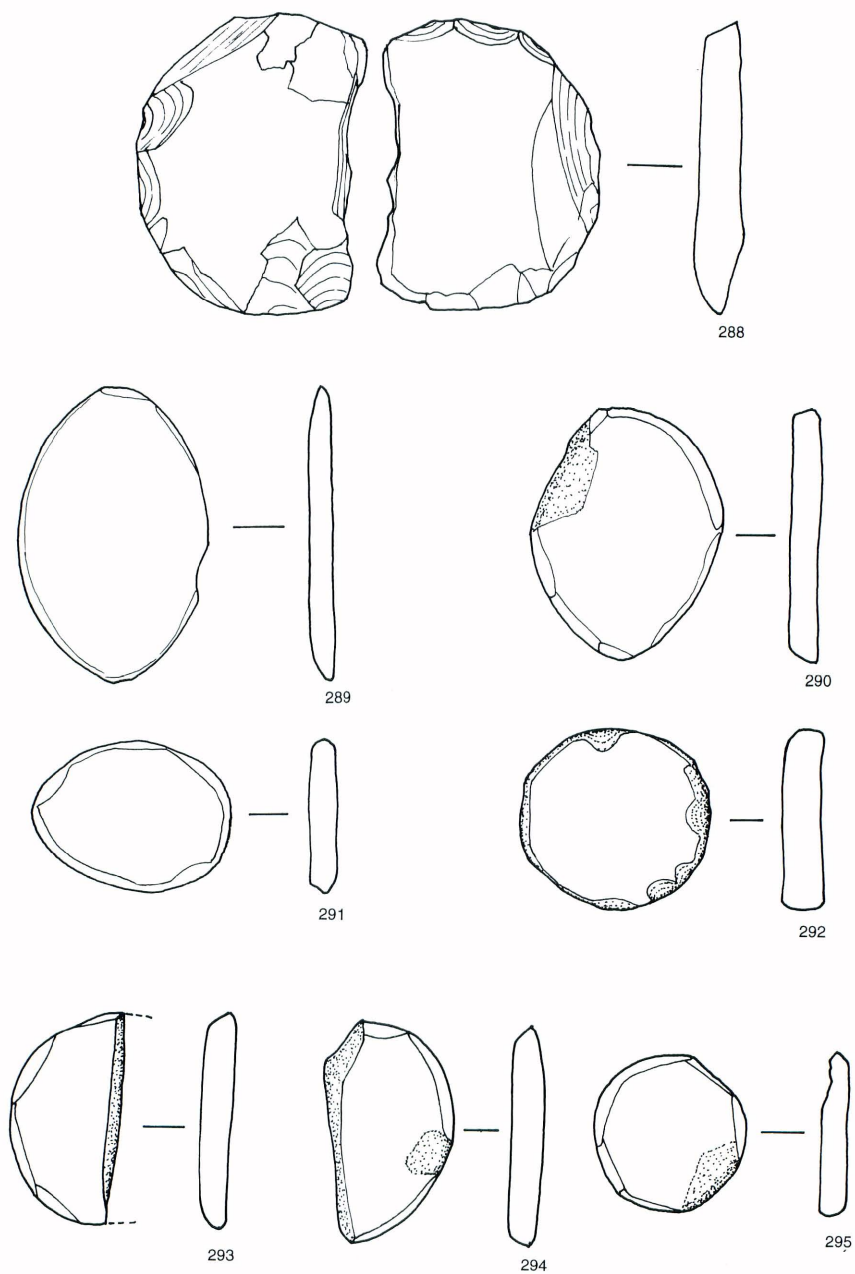


Fig.67 Small findings, level I

288. Stone disk

Dimension : 10.2cm × 7.5cm, thickness; 1.3cm
 Material : marl stone
 colour :
 Surface colour & finishing :
 Place : SB-19
 Remarks :

289. Stone disk

Dimension ; 10.4cm × 6.7cm, thickness; 1.0cm
 Material : sand stone
 colour :
 Surface colour & finishing : grinded
 Place : XI-7, 8, -70cm, Ditch B
 Remarks : thin

290. Stone disk

Dimension : 7.0cm × 8.8cm, thickness; 1.0cm
 Material : reddish sand stone
 colour : reddish brown
 Surface colour & finishing : grinded
 Place : Ditch B
 Remarks :

291. Stone disk

Dimension : 7.1cm × 5.4cm, thickness; 1.0cm
 Material : brownish sandstone
 colour : brown
 Surface colour & finishing : grinding
 Place : X-9, -20-40cm,
 Remarks : greenish colour on one side

292. Stone disk

Dimension : 6.8cm × 6.5cm, (thickness)1.4cm
 Material : brown sand stone
 colour : brown
 Surface colour & finishing : grinding
 Place : X-9, -100-115cm
 Remarks : black colour on one side

293. stone semi-disk

Dimension : 7.5cm × 4.0cm, thickness; 1.0cm
 Material : reddish brown sand stone
 colour : reddish brown
 Surface colour & finishing : grinding
 Place : Ditch B

294. Stone semi-disk

Dimension : 7.8cm × 4.5cm, thickness; 1.1cm
 Material : reddish brown sand stone
 colour : brown
 Surface colour & finishing : grinded
 Place : XI, X-7, 8, Ditch B
 Remarks :

295. Stone disk

Dimension : 5.5cm × 5.8cm, thickness; 1.0cm
 Material : violet brown sand stone
 colour : violet brownish
 Surface colour & finishing : grinded
 Place :
 Remarks :

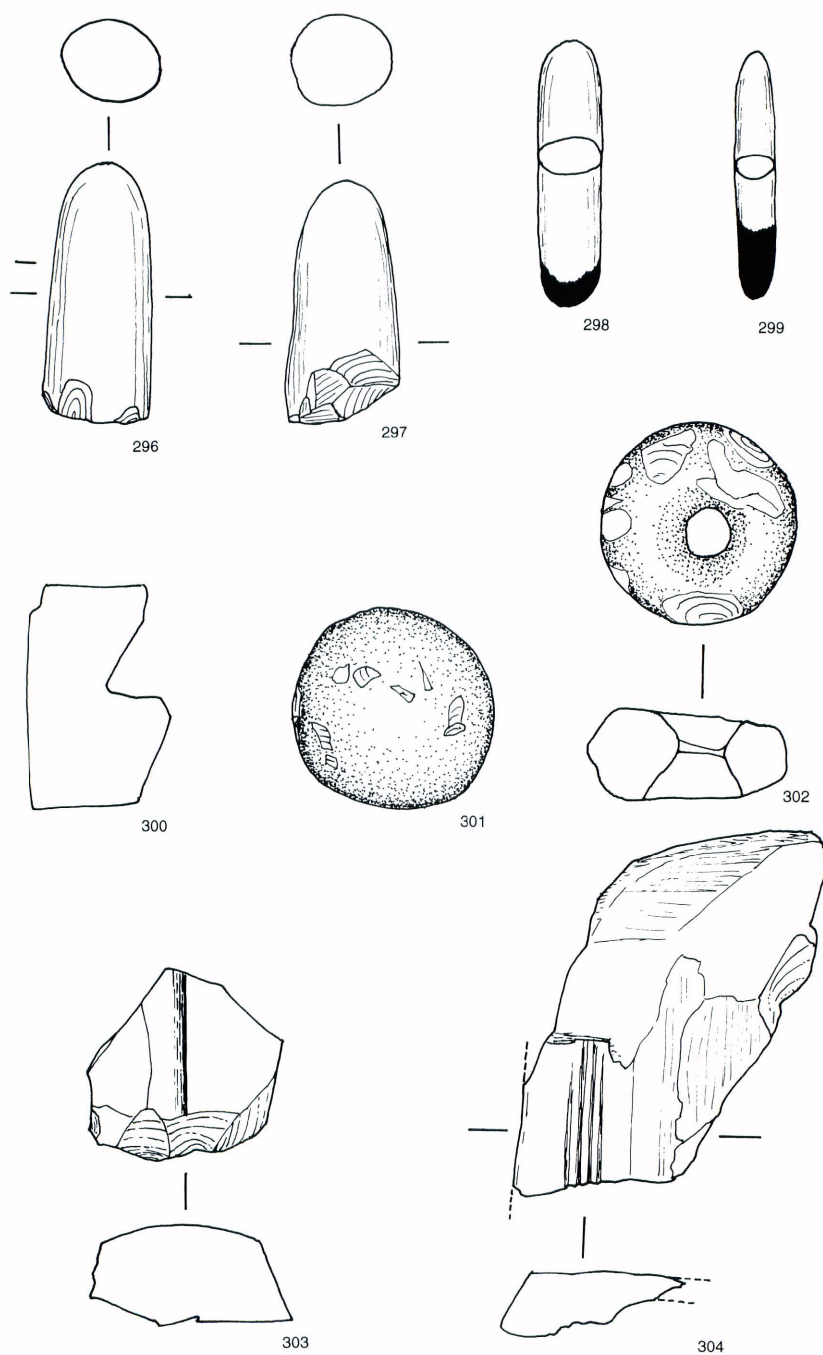


Fig.68 Small findings, level I

- 296. Pestle**
 Dimension : max.d.; 4.0cm ϕ , length; >9.0cm
 Material : marl stone ?
 colour : black
 Surface colour & finishing : natural stone
 Place :
 Remarks :
- 297. Pestle**
 Dimension : max.d.; 4.0cm ϕ , length; >8.3cm
 Material : limestone ?
 colour : grey
 Surface colour & finishing : natural stone
 Place :
 Remarks :
- 298. Pestle**
 Dimension : 2.2cm X 1.2cm, length; 9.5cm
 Material : andesite
 colour : black
 Surface colour & finishing : natural stone
 Place : Ditch B
 Remarks : burnishing on one side
- 299. Pestle**
 Dimension : 1.4cm X 0.8cm, length; 8.7cm
 Material : andesite
 colour : black
 Surface colour & finishing : natural stone
 Place : Ditch B
 Remarks : brownish colour on one side
- 300. Bone spatula**
 Dimension : 7.5cm X 5.3cm, thickness; 0.3cm
 Material : animal bone
- 301. Rubbing stone**
 Dimension : d; 7.2cm,
 Material : flint ?
 colour :
 Surface colour & finishing :
 Place : SB-1911 ? , Ditch B
 Remarks :
- 302. Mace head**
 Dimension : d; 7.2cm, thickness; 3.0cm, hole diameter ; 1.7cm ϕ
 Material : quartz ?
 colour : whitish
 Surface colour & finishing : grinded
 Place : SB-1943
 Remarks :
- 303. Whetstone**
 Dimension ; thickness; 3.5cm
 Material :
 colour : black
 Surface colour & finishing :
 Place : X, XI-8, 7, Ditch B
 Remarks :
- 304. Whetstone**
 Dimension : ma.thickness; 2.5cm,
 Material : marlstone
 colour : whitish
 Surface colour & finishing :
 Place :
 Remarks :




Fig.69 Designs of the pottery, level I

- 305. Bowl**
Pottery type I-1
Painted colour : brownish
Painted pattern : parallel lines
Place : SB-537
Remarks :
- 306. Bowl**
Pottery type I-1
Painted colour : dark green
Painted pattern : wave-like pattern+parallel lines
Place : SB-483
Remarks :
- 307. Bowl**
Pottery type I-1
Painted colour : brownish
Painted pattern : chevron+parallel lines
Place : SB-7
Remarks :
- 308. Jar**
Pottery type :
Max.diameter : max.d; 16.0cm
Painted colour : dark violet
Painted pattern : chevron pattern
Texture : clay,
Texture colour : light brownish,
Place : X, XI-7/8, -50-70cm, Ditch B
Surface colour & finishing : cream slip
Remarks :
- 309. Bowl**
Pottery type I-1-b
Painted colour : dark green ?
Painted pattern : Zigzag line with vertical lines+
horizontal parallel lines
Place : SB-5401
Remarks :
- 310. Jar**
Pottery type :
Max.Diameter : 24.0cm
Painted colour : dark violet (2.5YR 3-3.5/3-4)
Painted pattern : negative zigzag pattern
Texture : sandy clay,
Texture colour : reddish, (2.5YR 6-6.5/9-10)
(2.5YR 4.5/9)
Surface colour & finishing : cream slip
Place : XI-7/8, -70cm
Remarks :
- 311. Bowl**
Pottery type I-1
Painted colour : brownish red
Painted pattern : crosshatching+horizontal lines
Place : SB-505
Remarks :
- 312. DeepBowl**
Pottery type : III-1-c
Dimension : h; >6.5cm
Painted colour : brown
Painted pattern : outer; crosshatching
Texture : clay
Texture colour : buff
Surface colour & finishing : wet smooth
Place : SB-140, near kilns
Remarks : up side down ?
- 313. Jar**
Pottery type :
Painted colour : dark green
Painted pattern : vertical zigzag lines+horizontal
parallel lines
Place : X-9, -60-80cm
Remarks :
- 314. Jar ?**
Painted colour : dark green
Painted pattern : tree design+horizontal parallel lines
Texture : sandy clay
Texture colour : greenish
Surface colour & finishing :
Place : SB-114
Remarks :
- 315. Base of bowl**
Pottery type II-2-a
Painted colour : dark brown
Painted pattern : rosette design
Place : SB-70
Remarks :
- 316. Bowl Pottery type**
Painted colour : violet brownish
Painted pattern : fish-scale design
Texture : sandy clay, greenish,
Surface colour & finishing :
outer; brownish, inner; whitish
Place : VII-6, +30cm over the gypsum floor
Remarks :
- 317. Fragment of Jar?**
Painted colour : outer; greenish
Painted pattern : triangle pattern+parallel lines
Texture : sandy clay included chaff temper
Texture colour : light greenish
Surface colour & finishing :
Place : X, XI-10, -30-50cm
Remarks :
- 318. Jar**
Pottery type :
Painted colour : light brown and Orange
Painted pattern : lozenge design with oblique lines+
horizontal parallel lines
Place : SB-543
Remarks :
- 319. Jar**
Painted colour : dark green
Painted pattern : negative semi-circle design with
oblique lines+horizontal parallel lines
Place : SB-71
Remarks : Texture : sandy clay, brownish, out; cream
slip
- 320. Jar**
Pottery type :
Painted colour : dark green
Painted pattern : triangle pattern+parallel lines
Place : Ditch A, SB-92
Texture : sand
Texture colour : *greenish
Surface colour & finishing : outer; wet smooth,
inner; scraing
Remarks :
- 321. Jar**
Pottery type :
Painted colour : dark violet
Painted pattern : herringbone pattern+parallel lines
Place : SB-1928
Remarks :

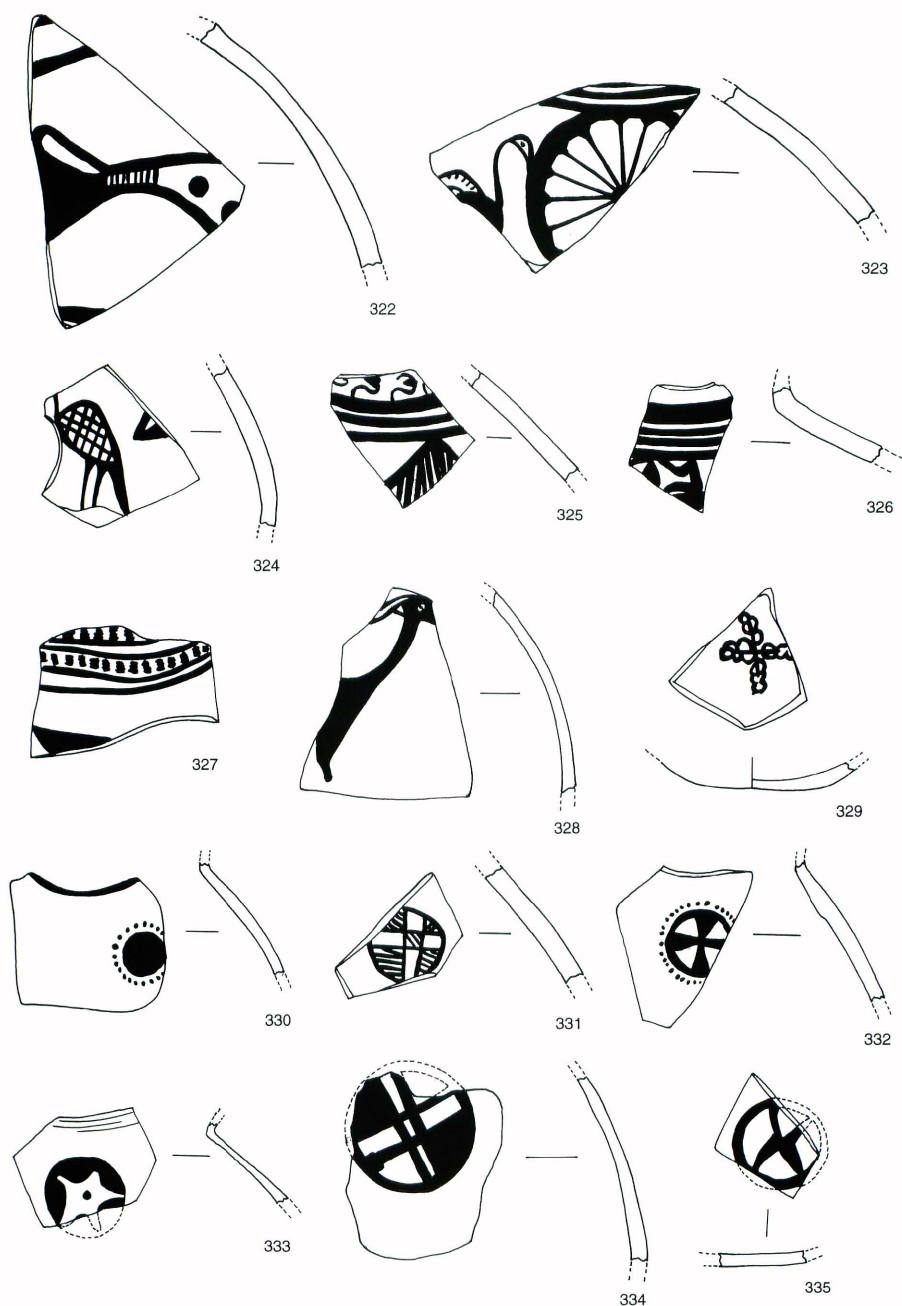


Fig.70 Designs of the pottery, level I

322. Jar

Pottery type
 Painted colour : bronish violet
 Painted pattern : snake?
 Place : Ditch B, SB-217
 Texture : sand, little sponge-like paste,
 Texture colour : buff,
 Surface colour & finishing : outer; wet
 smooth, inner; scraping

Remarks :

323. Jar

Pottery type
 painted colour : dark green
 Painted pattern : bird+rosette design+parallel lines
 Place : Ditch B, SB-143
 Texture : sandy clay, sponge-like paste,
 Surface colour & finishing :
 outer; wet smooth, inner; scraping

Remarks :

324. Jar

Pottery type
 Painted colour : greenish brown
 Painted pattern : bird motif
 Place : IV-8, -0-30cm
 Texture : clay, buff, little sponge-loke paste,
 Surface colour & finishing : outer; wet smooth

Remarks :

325. Jar

Pottery type :
 Painted colour : dark green
 Painted pattern : bucranium design+parallel lines+
 lozende pattern with oblique lines
 Place : X, XI-7, 8 -60-80cm, Ditch B
 Texture : sandy clay
 Texture colour : greenish,
 Surface colour & finishing : outer; wet smooth

Remarks :

326. Jar

Pottery type :
 Painted colour : dark green
 Painted pattern : bucranium+horizontal parallel lines
 Texture : small sand
 Texture colour : buff
 Surface colour & finishing : outer; wet smooth
 Place : SB-568

Remarks :

327. Fragment of jar ?

Pottery type :
 Painted colour : dark violet
 Painted pattern : snake motif +wave-like pattern
 Place : XI-8, -30-50cm, Ditch B

Remarks :

328. Fragment of jar?

Pottery type :
 Painted colour : dark violet
 Painted pattern : goat motif
 Place : SB-428
 Texture : clay included sand
 Texture colour : light greenish
 Surface & finishing : stroking

Remarks :

329. Base of bowl

Pottery type :
 Painted colour : dark violet
 Painted pattern : cross design
 Texture : sandy clay
 Texture colour : buff
 Surface colour & finishing : inner & outer; wet
 smooth, scraping

Place : SB-6

Remarks :

330. Jar

Pottery type :
 Painted colour : dark violet
 Painted pattern : sun-like design
 Place : XII-9, -25cm
 Texture : clay
 Texture colour : light brown
 Surface colour & finishing : wet smooth

Remarks :

331. Fragment of jar?

Pottery type :
 Painted colour : reddish violet
 Painted pattern : cross-like pattern
 Place : X-9, -85-100cm
 Texture : sandy clay
 Texture colour : buff

Remarks :

332. Fragment of jar

Pottery type :
 Painted colour : dark violet
 Painted pattern : sun-like design+cross design
 Place : SB-71
 Texture : sandy clay
 Texture colour : light greenish

Remarks :

333. Jar

Pottery type
 Painted colour : dark violet
 Painted pattern : circle+star design
 Place :
 Texture : clay
 Texture colour : light greenish

Remarks :

334. Fragment of jar?

Pottery type :
 Painted colour : blackish green
 Painted pattern : circle design with cross-like design
 Place : VIII-8, -70-90cm
 Texture : sandy clay
 Texture colour : dark green

Remarks :

335. Fragment of pottery

Pottery type :
 Painted colour : blackish green
 Painted pattern : circle with cross design
 Place : XI-8, -50cm,
 Texture : sandy clay
 Texture colour : Buff

Remarks :

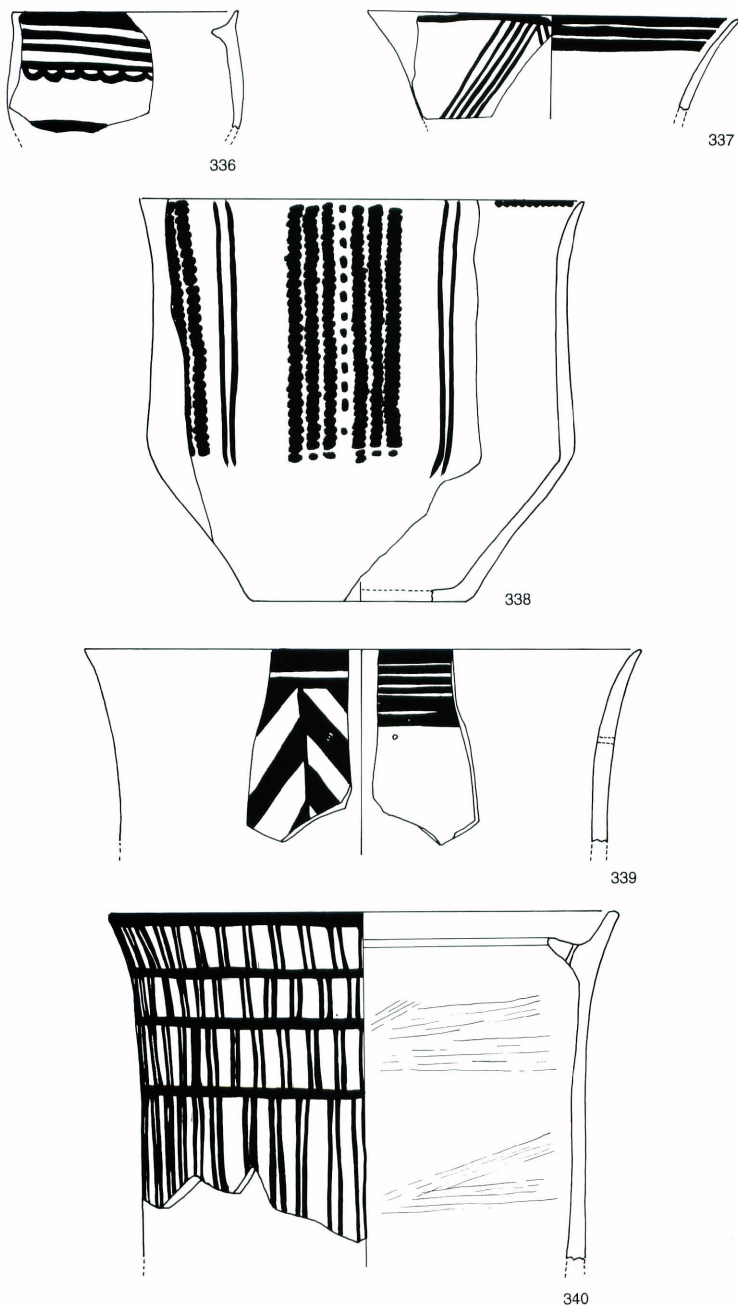


Fig.71 Pottery, level II

336. Jar

Type : IV-6
 Dimension : d; 12.0cm ϕ , h; >6.3cm
 Painted colour : red violet
 Painted pattern : parallel lines+wave-like decoration
 Texture : clay included chaff temper
 Texture colour : brownish
 Surface colour & finishing : inner & outer; brownish, stroking
 Place : SB-230
 Remarks : 2-222(Ubaid), double rim

337. Bowl

Type : III-1-b
 Dimension : d; 20.0cm ϕ , h; >4.6cm
 Painted colour : outer; dark brownish, inner; violet
 Painted pattern : outer; five parallel zigzag lines, inner; four parallel lines
 Texture : clay
 Texture colour : light brownish
 Surface colour & finishing : inner & outer; well, light brownish, wet smooth
 Place : SB-562, 573, in situ
 Remarks : 2-101(Ubaid)(or Halaf?)

338. Deep Bowl

Type : III-1-c
 Dimension : d; 24.0cm ϕ , h; 21.5cm
 Painted colour : inner & outer; red on all surface+black
 Painted pattern : dotted lines+vertical lines
 Texture : clay included chaff temper
 Texture colour : reddish and grey in core
 Surface colour & finishing : inner & outer; polished
 Place : VI-8/7, on the reddish brown mud level
 Remarks : (Ubaid)

339. Deep bowl

Type : III-1-c
 Dimension : d; 30.0cm ϕ , h; >10.5cm
 Painted colour : dark green
 Painted pattern : outer; herringbone pattern, inner; seven parallel lines
 Texture : sandy clay
 Texture colour : greenish
 Surface colour & finishing : inner & outer; light greenish, wet smooth
 Place : SB-573, in situ
 Remarks : 2-164(Ubaid), a hole for repairing

340. Pot

Type : IV-6
 Dimension : d; 14.0cm ϕ , h; >9.4cm
 Painted colour : reddish violet
 Painted pattern : two lines set vertical lines
 Texture : clay
 Texture colour : brownish
 Surface colour & finishing : inner; stroking and scraping with spatula, brownish, outer; cream slip
 Place : on the gypsum floor
 Remarks : (Ubaid), four holes in the inner rim

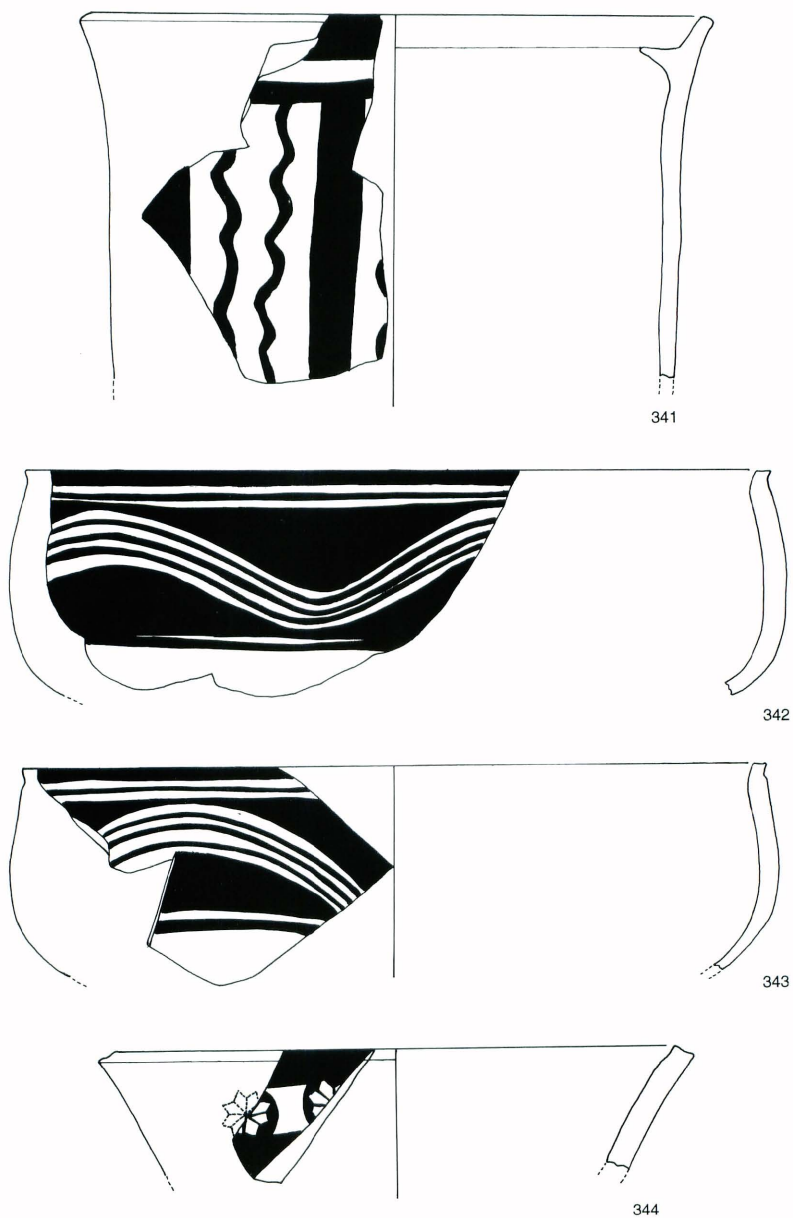


Fig.72 Pottery, level II

341. Pot with double rim

Type : IV-6 + III-2
 Dimension : d; 33.0cm ϕ , h; >19.5cm
 Painted colour : red violet
 Painted pattern : wave-like vertical lines
 Texture : sandy clay
 Texture colour : brownish
 Surface colour & finishing : inner; brownish, stroking, outer; cream slip
 Place : SB-1901
 Remarks : (Ubaid)

342. Bowl

Type : I-8
 Dimension : d; 40.0cm ϕ , h; >12.0cm
 Painted colour : brown
 Painted pattern : three wave-like lines+negative
 Texture : clay
 Texture colour :
 Surface colour & finishing : inner; stroking and scraping, outer; wet smooth
 Place : VII/VIII-7/8, gypsum floor
 Remarks : (Ubaid or Halaf, type IV-1)

343. Bowl

Type : I-8
 Dimension : d; 40.0cm ϕ , h; >11.0cm
 Painted colour : brown
 Painted pattern : three wave-like lines+negative
 Texture : sandy clay
 Texture colour : buff
 Surface colour & finishing : inner; outer; wet smooth, buff, cream slip?
 Place : SB-679
 Remarks : (Ubaid)(or Halaf, type IV-1)

344. Bowl

Type : II-1-a
 Dimension : d; 30.0cm ϕ , h; >6.5cm
 Painted colour : dark brown
 Painted pattern : rosette motif
 Texture : clay
 Texture colour : light brownish
 Surface colour & finishing : inner & outer; wet smooth, buff
 Place : SB-235
 Remarks : 2-193(Ubaid)

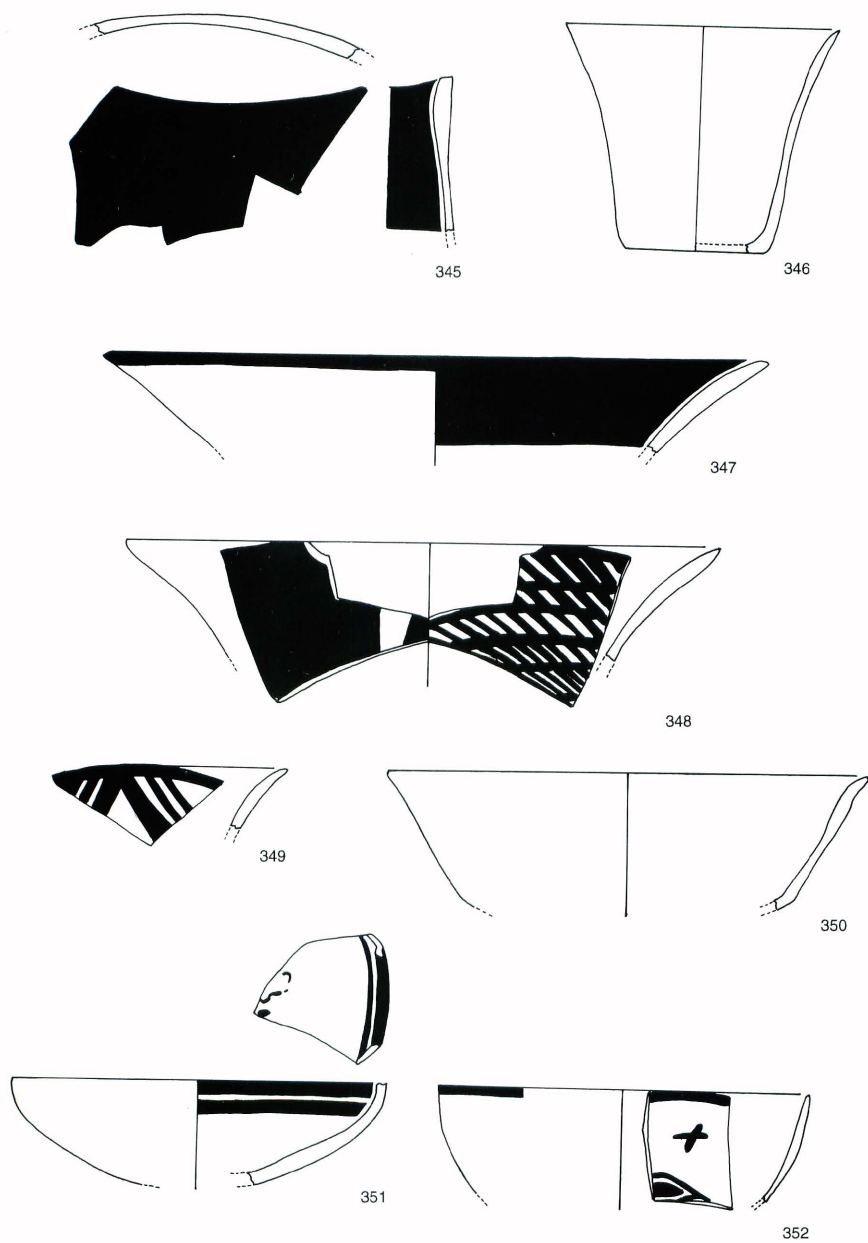


Fig.73 Pottery, level II

345. Boat shape bowl

Type : III-4
 Dimension : d; >9.0cm
 Painted colour : reddish
 Painted pattern : Inner & outer; painted all surface
 Texture : sandy clay
 Texture colour : brownish
 Surface colour & finishing : inner & outer; painted
 Place : SB-230
 Remarks : 2-142(Ubaid)

346. Goblet

Type : I-10
 Dimension : d; 15.0cm ϕ , h; 8.0cm
 Painted colour : none
 Painted pattern : none
 Texture : clay
 Texture colour : brownish
 Surface colour & finishing : inner & outer; brownish, well
 Place : SB-1905, SB-620
 Remarks : 2-242(Ubaid)

347. Bowl

Type : II-2-a
 Dimension : d; 36.0cm ϕ , h; >5.2cm
 Painted colour : inner & outer; brownish
 Painted pattern : outer rim; line, inner; painted all
 Texture : sandy clay
 Texture colour : brownish
 Surface colour & finishing : inner & outer; slip
 Place : SB-620
 Remarks : 2-153(Ubaid)

348. Bowl

Type : II-2-a
 Dimension : d; 32.0cm ϕ , h; >6.0cm
 Painted colour : bviolet
 Painted pattern : inner; crosshatching, outer; painted
 Texture : sandy clay
 Texture colour : light brownish
 Surface colour & finishing : inner; outer; creamy slip? wet smooth
 Place : SB-573, in situ
 Remarks : 2-147(Ubaid)

349. Bowl

Type : II-2-b
 Dimension : d; 24.0cm ϕ , h; 3.3cm
 Painted colour : dark brown
 Painted pattern : inner; three zigzag lines
 Texture : sandy clay
 Texture colour : brownish
 Surface colour & finishing : inner; wet smooth, buff, outer; stroking, buff
 Place : SB-236
 Remarks : 2-177(Ubaid)

350. Bowl

Type : II-2-a
 Dimension : d; 26.0cm ϕ , h; >7.0cm
 Painted colour : none
 Painted pattern : none
 Texture : sandy clay
 Texture colour : brownish
 Surface colour & finishing : well, inner & outer; buff
 Place : SB-210
 Remarks : 2-163(Ubaid)

351. Bowl

Type : I-5
 Dimension : d; 24.0cm ϕ , h; >6.0cm
 Painted colour : brownish red
 Painted pattern : inner; parallel lines+ ?
 Texture : clay
 Texture colour : light brownish
 Surface colour & finishing : inner; outer; wet smooth, light brownish
 Place : SB-618, in situ
 Remarks : 2-104(Ubaid)

352. Jar

Type : I-3
 Dimension : d; 20.0cm ϕ , h; >5.7cm
 Painted colour : black
 Painted pattern : inner; X motif + bird ?
 Texture : clay
 Texture colour : light brownish
 Surface colour & finishing : inner; outer; wet smooth, light brownish
 Place : SB-710
 Remarks : (Ubaid)

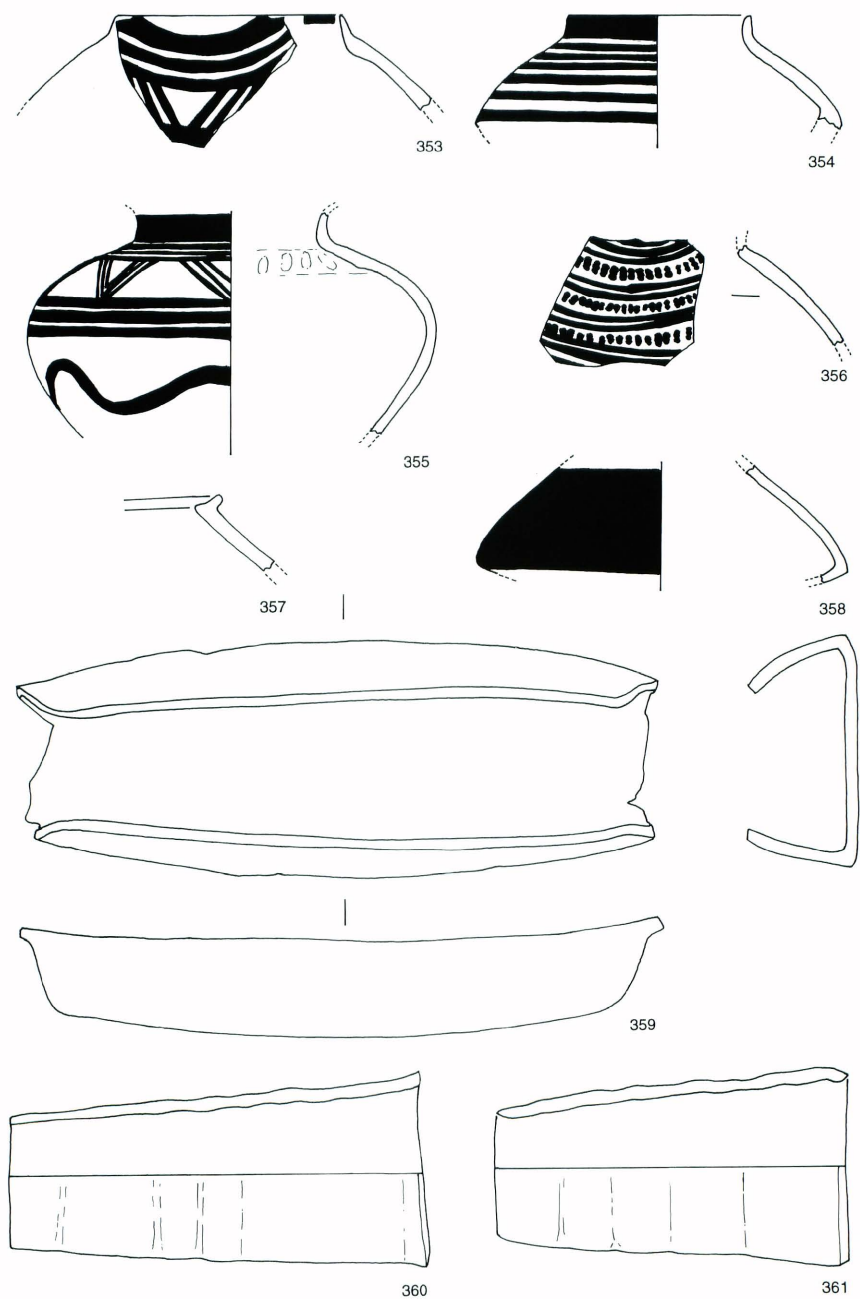


Fig.74 Pottery, level II

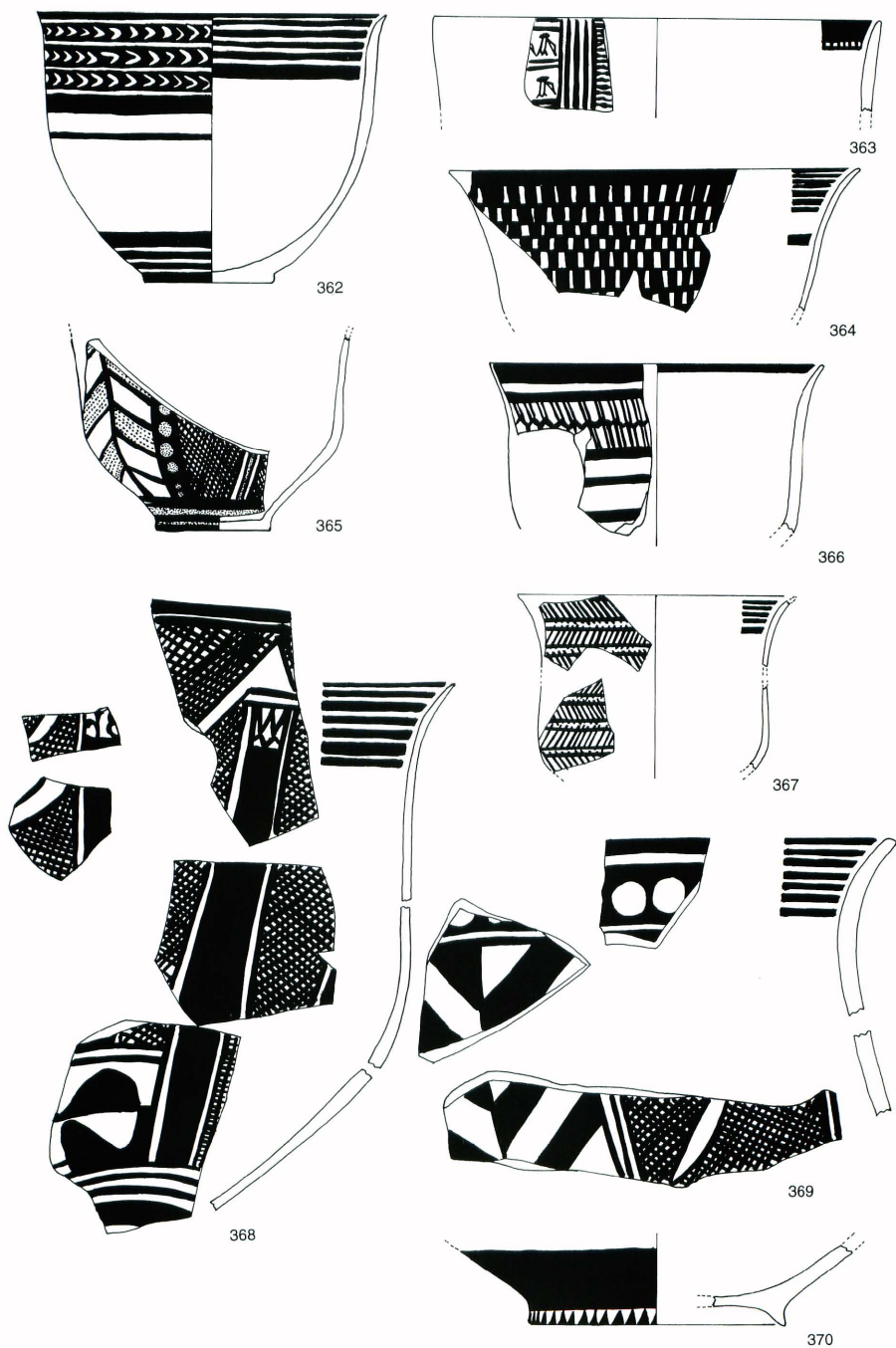


Fig.75 Pottery, level II

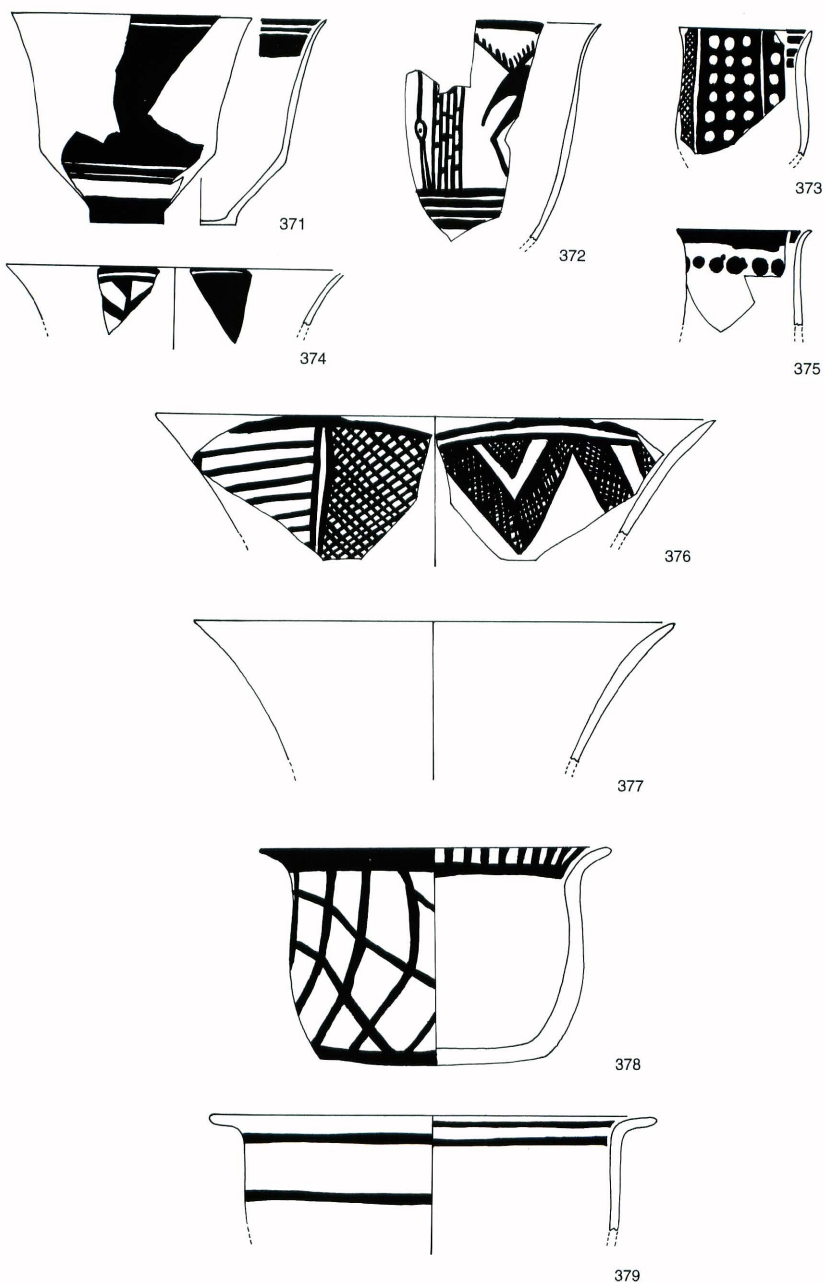


Fig.76 Pottery, level II

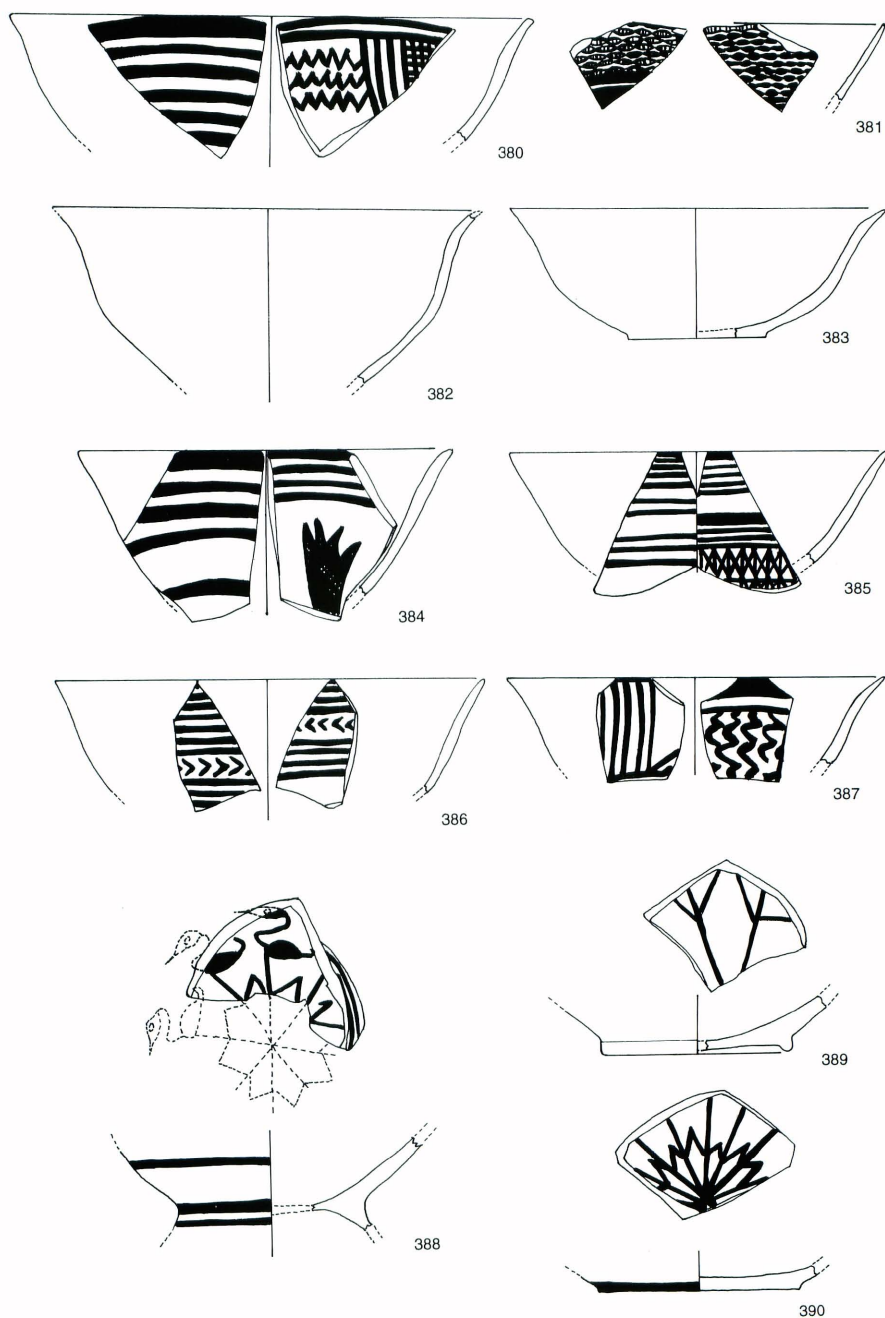


Fig.77 Pottery, level II

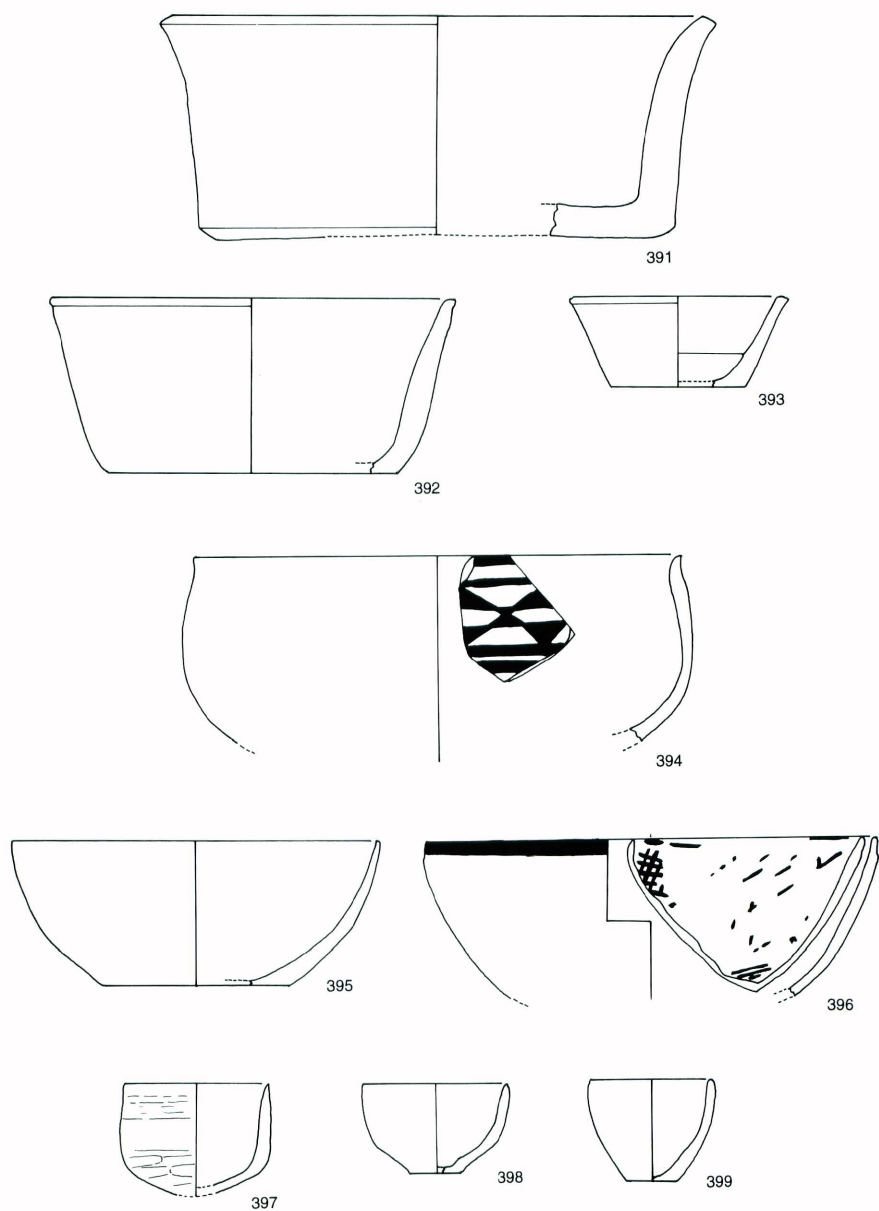


Fig.78 Pottery, level II

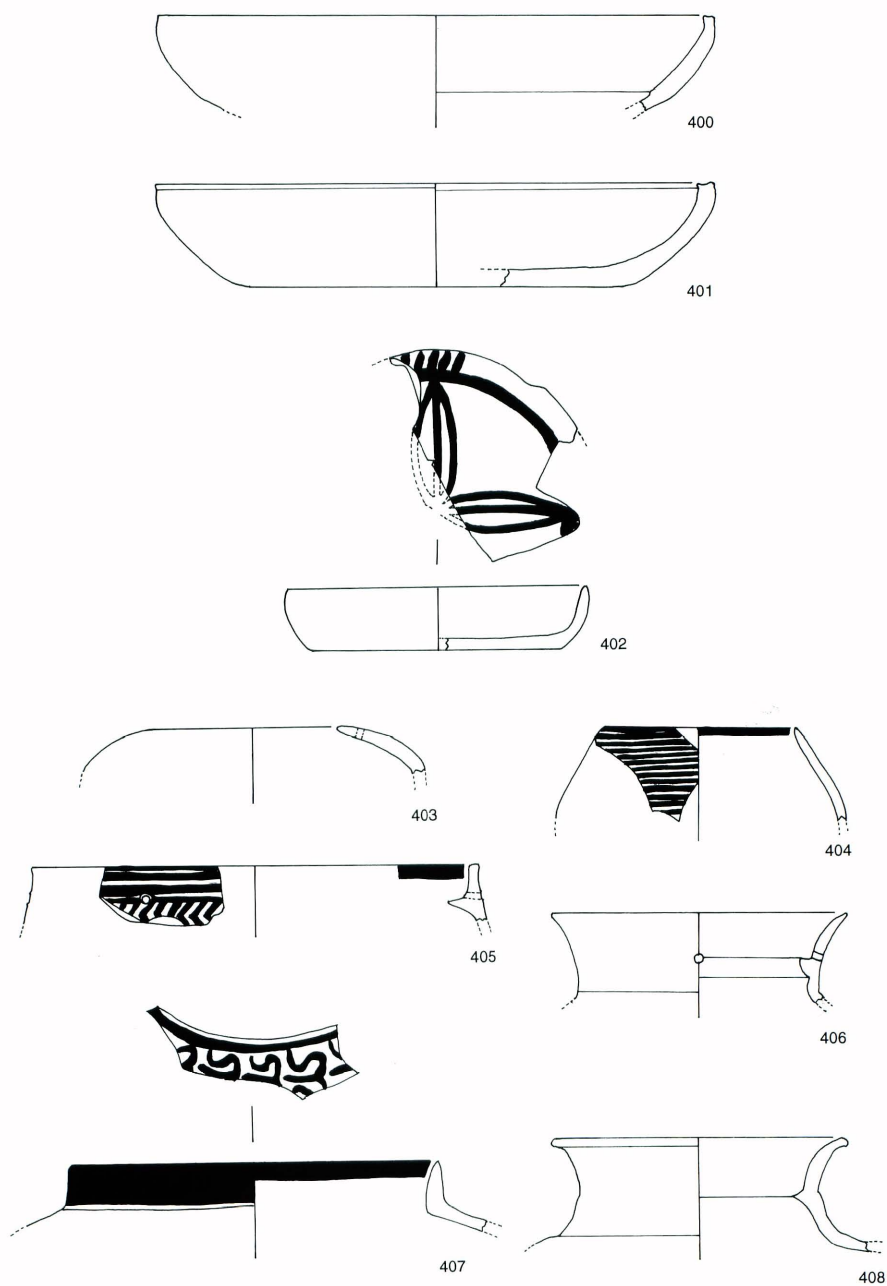


Fig.79 Pottery, level II

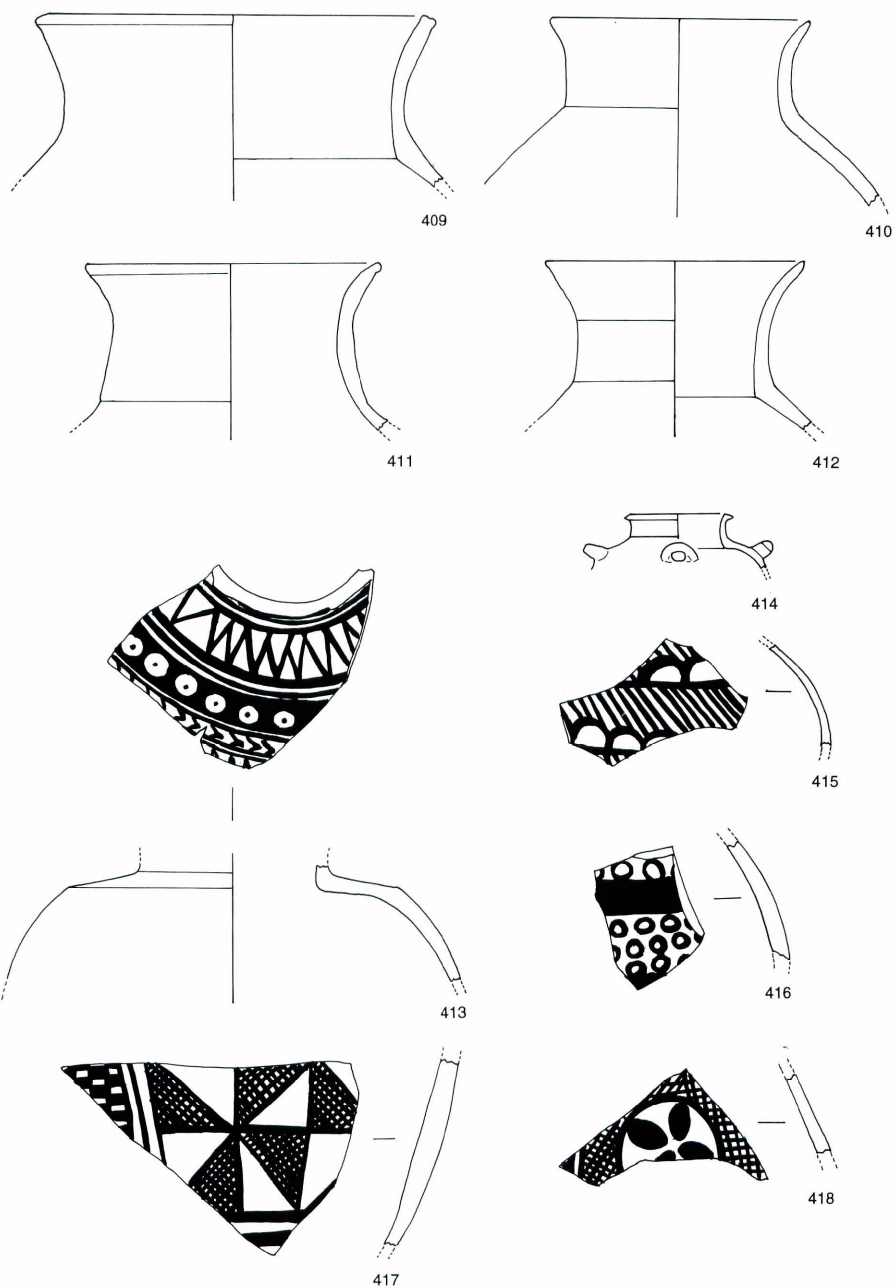


Fig.80 Pottery, level II

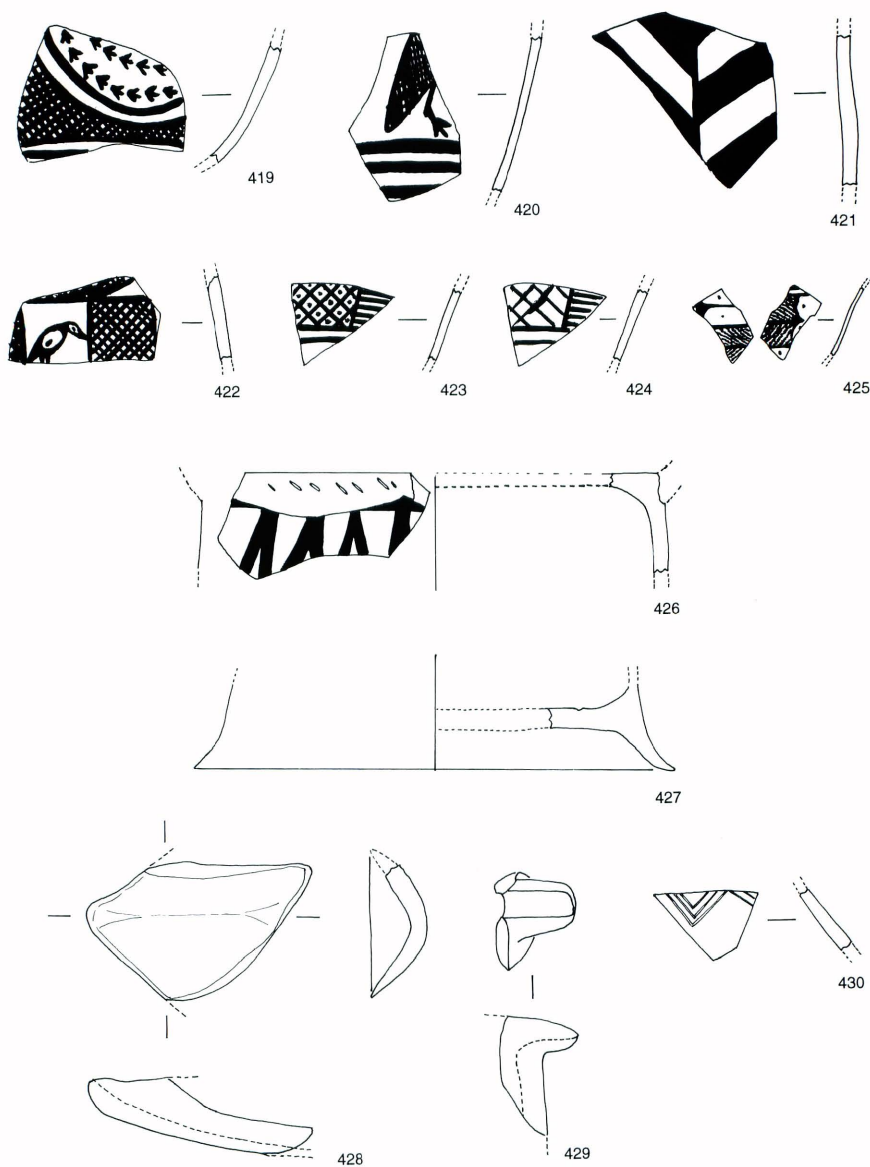


Fig.81 Pottery, level II

419. Fragment of bowl ?

Type :
 Dimension : d; cm ϕ , h; >6.5cm
 Painted colour : black
 Painted pattern : outer; bird ? lines+crosshatching
 Texture : clay
 Texture colour : brownish
 Surface colour & finishing : inner; outer;
 light brownish, wet smooth

Place : SB-788
 Remarks : (Halaf)

420. Fragment of jar ?

Type :
 Dimension : d; cm ϕ , h; >8.5cm
 Painted colour : black
 Painted pattern : bird design
 Texture : clay
 Texture colour : reddish
 Surface colour & finishing : inner; reddish
 wet smooth, outer; cream slip

Place : SB-768
 Remarks : (Halaf)

421. Fragment of deep bowl

Type : I-1
 Dimension : d; cm ϕ , h; >9.0cm
 Painted colour : outer; dark brown+red
 Painted pattern : herringbone design
 Texture : sandy clay
 Texture colour : light brownish
 Surface colour & finishing : inner; light brownish,
 outer; light brownish, wet smooth

Place : SB-679
 Remarks : (Halaf)

422. Fragment of Jar ?

Type :
 Dimension : d; cm ϕ , h; >4.5cm
 Painted colour : dark reddish brown (original red ?)
 Painted pattern : bird+crosshatching
 Texture : clay
 Texture colour : brown
 Surface colour & finishing : inner; : brownish,
 wet smooth, outer; cream slip

Place : SB-704
 Remarks : (Halaf)

423. Bowl

Type :
 Dimension : d; cm ϕ , h; >4.0cm
 Painted colour : black
 Painted pattern : crosshatching with dots+
 parallel lines
 Texture : clay
 Texture colour : brownish
 Surface colour & finishing :
 inner; outer; wet smooth, brownish

Place : SB-776
 Remarks : (Halaf)

424. Fragment of bowl ?

Type :
 Dimension : d; cm ϕ , h; cm
 Painted colour :
 Painted pattern :
 Texture :
 Texture colour :
 Surface colour & finishing : inner; outer;
 Place :
 Remarks :

425. Fragment of bowl

Type : II-2
 Dimension : d; cm ϕ , h; >4.0cm
 Painted colour : red + white
 Painted pattern : herringbone design
 Texture : clay
 Texture colour : brownish
 Surface colour & finishing : inner; outer; cream slip
 Place : SB-796
 Remarks : (Halaf)

426. Stand of vessel

Type :
 Dimension : base d; 24.0cm ϕ , h; >5.0cm
 Painted colour : violet
 Painted pattern : zigzag
 Texture : clay
 Texture colour : brownish
 Surface colour & finishing :
 innervessel; strokingbuff, inner base;
 stroking, light brownish, outer base; cream slip
 Place : SB-529
 Remarks : (Halaf), There are many incisions for
 joining at the base.

427. Base of vessel

Type : ?
 Dimension : d; 26.0cm ϕ , h; >4.5cm
 Painted colour : outer; dark violet
 Painted pattern : unknow
 Texture : sandy clay
 Texture colour : buff
 Surface colour & finishing : inner; incised design
 Place : VIII-5, in situ on the gypsum floor
 Remarks : upside down ? (Halaf)

428. Spout

Type :
 Dimension :
 Painted colour :
 Painted pattern :
 Texture : clay with black colour sand
 Texture colour : light brownish
 Surface colour & finishing : erosion
 Place : SB-1725, level 2
 Remarks :

429. Spau

Type :
 Dimension : width; 2.8cm, length; about 4 cm
 Painted colour : none
 Painted pattern : none
 Texture : small sand
 Texture colour : greenish
 Surface colour & finishing :
 inner & outer; buff, stroking and scraping
 Place : SB-2000
 Remarks : Samrran pottery

430. Incised pottery

Type :
 Dimension : h; >3.0cm
 Painted colour : incision
 Painted pattern : zigzag
 Texture : small sand
 Texture colour : brownish
 Surface colour & finishing : inner; scraping,
 brownish, outer; strokingbuff
 Place : SB-2000
 Remarks : Samrran incised pottery

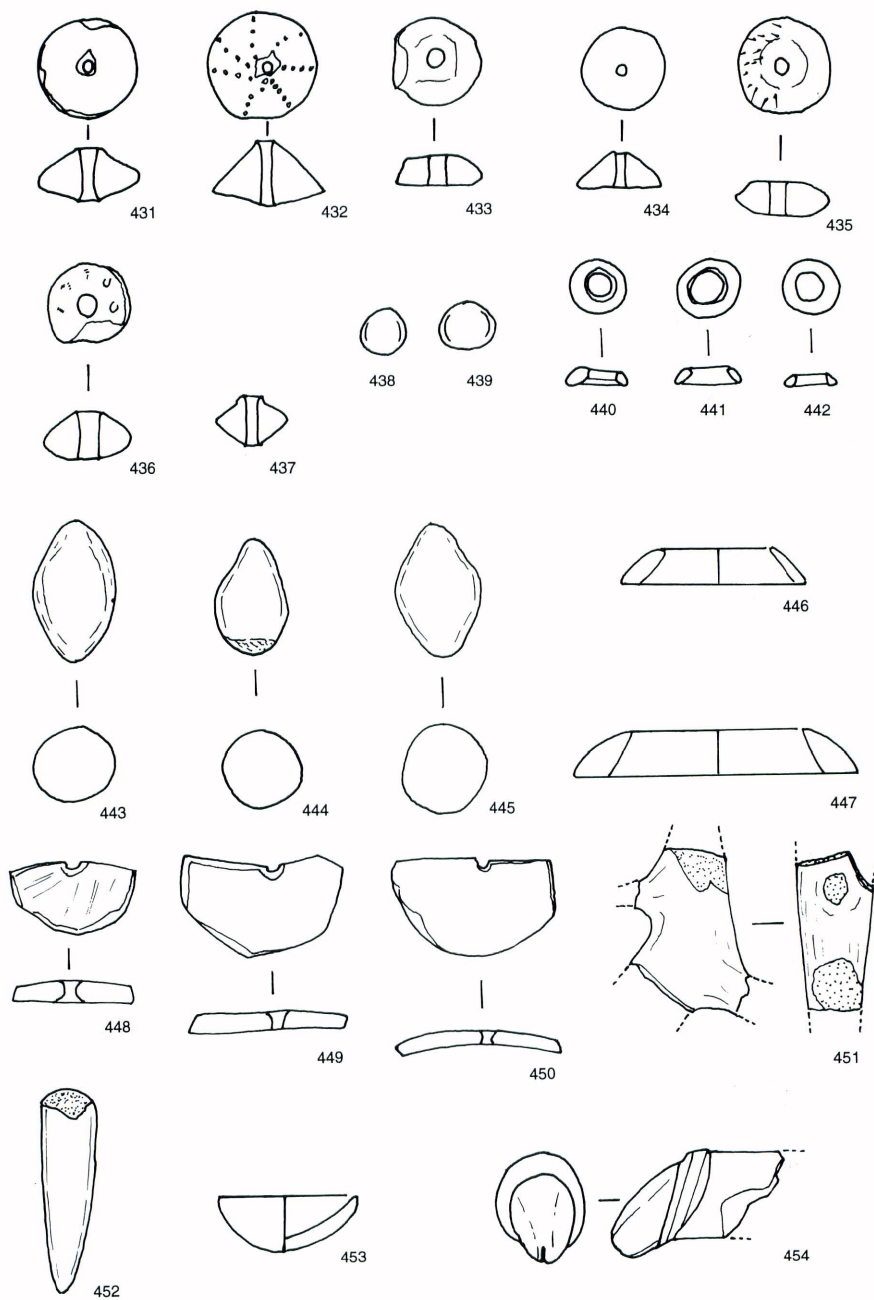


Fig.82 Small findings, level II

- 431. Spindle whorls**
 Dimension : d ; 3.7cm,
 Thickness ; 1.8cm
 Painted pattern : none
 Texture : sandy clay
 Texture colour : reddish brown
 Surface colour & finishing :
 outer; orange, inner; black
 Place : VII-2, in situ on the gypsum floor
 Remarks :
- 432. Spindle whorls**
 Dimension : d ; 4.0cm, Thickness ; 2.3cm
 Incision : puncture design radiating in seven directions
 Texture : clay
 Texture colour : greenish
 Surface colour & finishing :
 Place : VII/VI-7/8, -85cm
 Remarks :
- 433. Spindle whorls**
 Dimension : d ; 3.2cm,
 Thickness; 1.1cm
 Painted pattern : none
 Texture : clay
 Texture colour : reddish brown
 Surface colour & finishing :
 blackish brown
 Place : VI, VII-8, gypsum floor level -20cm
 Remarks :
- 434. Spindle whorls**
 Dimension : d ; 3.0cm,
 Thickness; 1.3cm
 Painted pattern : none
 Texture : clay
 Texture colour : buff
 Surface colour & finishing :
 Place : XIV-9, -105-125cm, level II ?
 Remarks :
- 435. Spindle whorls**
 Dimension : d ; 3.3cm ϕ ,
 Thickness; 1.2cm
 Incision : puncture design in half circle
 Texture : clay
 Texture colour : grey
 Surface colour & finishing :
 Place : IX-10, -100cm
 Remarks :
- 436. Spindle whorls**
 Dimension : d ; 3.2cm,
 Thickness; 1.7cm
 Incision : semi-circle design
 Texture : clay
 Texture colour : reddish brown
 Surface colour & finishing :
 Place : IX-9, -125-145cm
 Remarks :
- 437. Spindle whorls**
 Dimension : d ; 2.6cm, Thickness : 1.8cm
 Texture : clay
 Texture colour :
 Surface colour & finishing :
 Place : VIII-7/8, -100cm under gypsum floor level
 Remarks :
- 438. Clay ball**
 Dimension : d ; 1.6cm
 Painted pattern : none
 Texture : clay
 Texture colour :
 Surface colour & finishing :
 blackish brown
 Place : VII/VIII-8, -20cm under the gypsum floor level
 Remarks :
- 439. Clay ball**
 Dimension : d ; 1.6cm
 Painted pattern : none
 Texture : clay
 Texture colour :
 Surface colour & finishing :
 blackish brown
 Place : VII/VIII-8, -20cm under gypsum floor level
 Remarks :
- 440. Clay ring**
 Dimension : d ; 2.1cm,
 Thickness; 0.6cm
 Painted pattern : none
 Texture : clay
 Texture colour : reddish brown
 Surface colour & finishing :
 Place : IX-10, -100cm
 Remarks :
- 441. Clay ring**
 Dimension : d ; 2.3cm, Thickness ; 0.6cm
 Painted pattern : none
 Texture : clay
 Texture colour : buff
 Surface colour & finishing :
 Place : IX-9, R1, -125cm- -145cm
 Remarks :
- 442. Clay ring**
 Dimension : d ; 2.0cm, Thickness ; 0.5cm
 Painted pattern : none
 Texture : clay
 Texture colour : buff
 Surface colour & finishing :
 Place : IX-9, R2, -125cm- -160cm
 Remarks :
- 443. Sling ball**
 Dimension : d ; 2.9cm ϕ ,
 length; 5.0cm
 Texture : clay
 Texture colour : brown
 Surface colour & finishing :
 Place : VIII-7/6, -100cm under the gypsum floor level
 Remarks :
- 444. Sling ball**
 Dimension : d ; 2.7cm ϕ ,
 length; 4.0cm
 Texture : clay
 Texture colour : brown
 Surface colour & finishing :
 Place : VIII-7/6, -100cm under the gypsum floor level
 Remarks :
- 445. Sling ball**
 Dimension : d ; 3.0cm, long; 4.7cm
 Painted pattern : none
 Texture : clay
 Texture colour :
 Surface colour & finishing :
 Place : in red sand layer (east)
 Remarks :
- 446. Stone ring**
 Dimension : d ; 6.5cm-
 4.0cm, h; 1.3cm
 Texture : marble?
 Texture colour : black and grey
 Surface colour & finishing :
 inner; scaraping, outer; polish
 Place : VI/VII-8, +20cm on the gypsum floor level
 Remarks :
- 447. Pottery ring**
 Dimension : 6.0cm ϕ (upper),
 10.0cm ϕ (lower), Thickness 1.6cm
 Painted pattern : unknown
 Texture : clay (sponge paste)
 Texture colour : buff
 Surface colour & finishing :
 Place : SB-697
 Remarks : (stand ?)
- 448. Pottery semi-disk**
 Dimension : 4.4cm ϕ , 4.4cm \times
 2.6cm, 0.7cm(Thickness)
 Painted pattern : none
 Texture : clay
 Texture colour : buff
 Surface colour & finishing :
 brush-mark finishing
 Place : SB-771
 Remarks : (Spindle whorls ?)
 reused of the pottery vessel
- 449. Pottery semi-disk**
 Dimension : 5.7cm ϕ , 5.6cm \times
 3.2cm, 0.7cm(Thickness)
 Painted pattern : none
 Texture : clay (sponge-like paste)
 Texture colour : buff
 Surface colour & finishing :
 Place : SB-555, on the red sand deposit
 Remarks : (Spindle whorls ?), a hole in the center of disk, reused of the pottery vessel
- 450. Pottery semi-disk**
 Dimension :
 d ; 5.5cm(half), Thickness:0.5cm
 Painted pattern : none
 Texture : sandy clay
 Texture colour : brownish
 Surface colour & finishing :
 Place : IX-9, R2, -180cm
 Remarks : a hole in the center of the disk, reused of the pottery vessel
- 451. Terracotta animal figurine**
 Dimension : Thickness 2.5cm
 Painted pattern : none
 Texture : clay
 Texture colour : brownish
 Surface colour & finishing :
 buff, stroking
 Place : SB-770
 Remarks :
- 452. Clay nail**
 Dimension : d ; 1.8cm ϕ ,
 length; 7.5cm
 painted colour : red
 Painted pattern : unknown
 Texture : clay
 Texture colour : brownish
 Surface colour & finishing :
 smooth
 Place : SB-232, on the west gypsum floor (B-2)
 Remarks :
- 453. Miniature bowl**
 Dimension : d ; 5.0cm, h; 2.0cm
 Painted pattern : none
 Texture : sandy clay
 Texture colour : greenish
 Surface colour & finishing :
 stroking
 Place : X-8, -120cm
 Remarks :
- 454. Terracotta object**
 Dimension : d ; 4.0cm,
 length; >4.0cm
 Texture : sandy clay
 Texture colour : buff
 Surface colour & finishing :
 terracotta
 Place : XIV-9, -125cm-140cm
 Remarks : (Halaf)

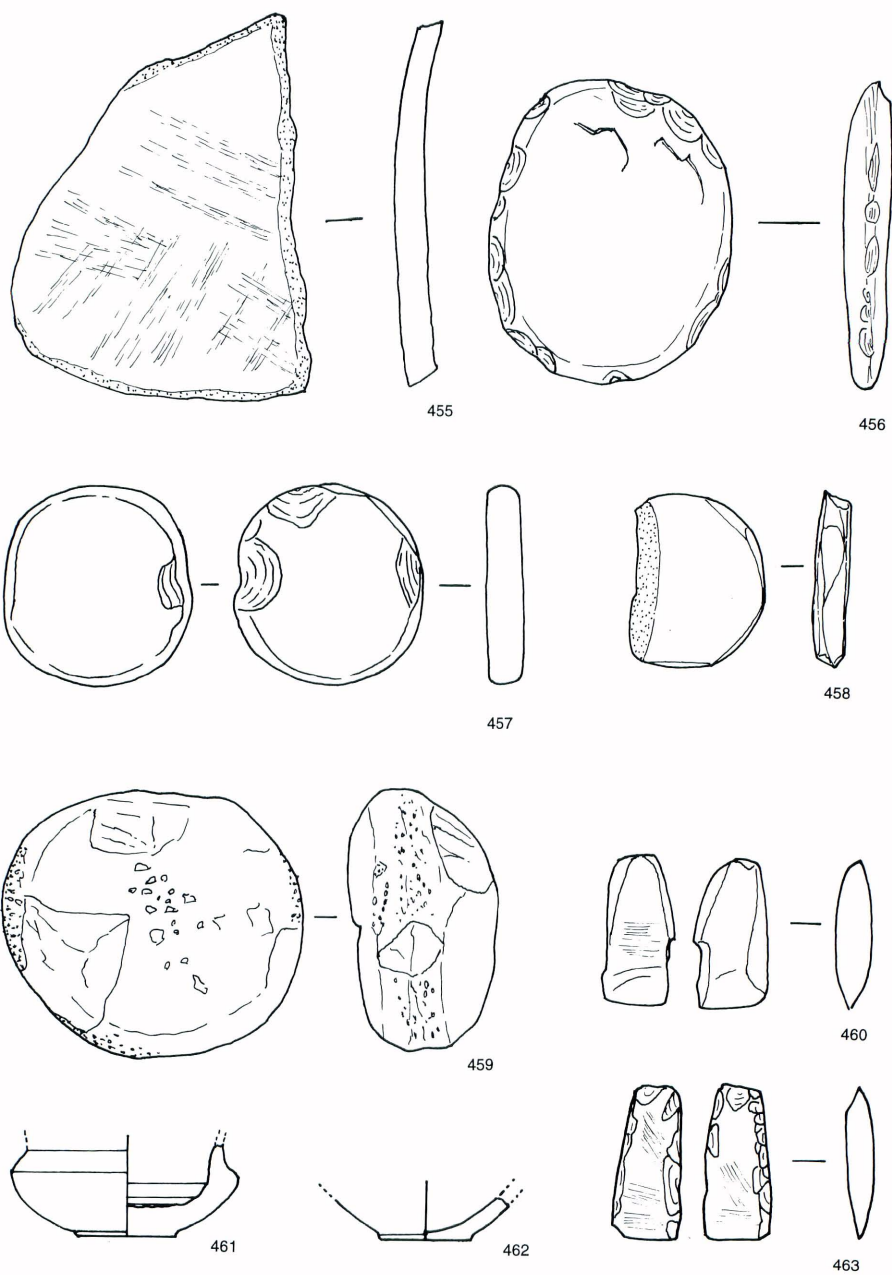


Fig.83 Small findings, level II

455. Grinding stone

Dimension : 13.5cm × 10.5cm, Thickness 1.0cm
 Texture : sand stone
 Texture colour : grey
 Surface colour & finishing : onese; natural burnish surface, other side; grinding
 Place : level II
 Remarks :

456. Stone disk

Dimension : 8.8cm × 10.5cm, Thickness 1.5cm
 Texture :
 Texture colour : red violet
 Surface colour & finishing : cutting and grinding to round shape
 Place : level II
 Remarks :

457. Stone disk

Dimension: 7.0cm × 6.5cm, 1.2cm(Thickness)
 Texture : greywacke
 Texture colour : brown
 Surface colour & finishing : cutting and grinding to round shape
 Place : SB-744
 Remarks :

458. Stone semi-disk

Dimension : (original 6.3cm ϕ) 6.3cm × 4.3cm, Thickness 1.1cm
 Texture : greywacke
 Texture colour : dark brown
 Surface colour & finishing : grinding
 Place : level II
 Remarks :

459. Grinding stone

Dimension : 9.5cm × 10.5cm, Thickness 5.5cm
 Texture : limestone
 Texture colour : white
 Surface colour & finishing : grinding and pounding
 Place : level II
 Remarks :

460. Polished stone adze

Dimension : 2.5cm × 5.2cm, Thickness : 1.2cm
 Texture : stone
 Texture colour : black lines in grey colour
 Surface colour & finishing : polished
 Place : VIII-7/6, -100cm under the gypsum floor level
 Remarks :

461. Stone vessel

Dimension : base d; 3.7cm ϕ , max. d; 8.0cm, h; >3.3cm
 Texture : mable ?
 Texture colour : white
 Surface colour & finishing : inner; scraping, outer; scaraping and polishing
 Place : VI-10, -100-120cm under the floor level
 Remarks :

462. Stone vessel

Dimension : base d; 3.2cm ϕ , h; 1.6cm
 Texture : marble
 Texture colour : light reddish
 Surface colour & finishing : outer; scraping and polishing, inner; scraping
 Place : IX-10, -100cm under the floor level
 Remarks : a hole in the center of the bottom

463. Polished stone adze

Dimension : 2.5cm × 5.5cm, Thickness : 1.0cm
 Texture : stone
 Texture colour : dark green
 Surface colour & finishing : polished
 Place : VIII-7/6, -100cm under the gypsum floor level
 Remarks :

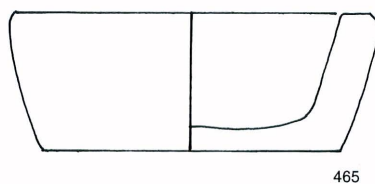
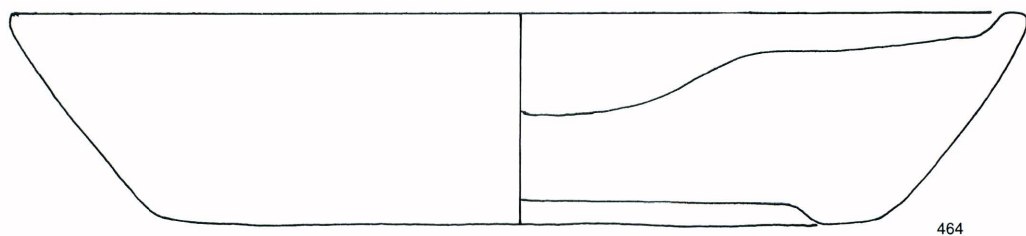


Fig.84 Stone vessels, level II

464. Stone plate

Dimension : d; 36.0cm, h; 7.4cm

Texture : limestone

Texture colour : white

Surface colour & finishing : friable

Place : IX-9, Rm1

Remarks :

465. Stone vessel

Dimension : d; 13.1cm, h; 5.0cm

Texture : marble

Texture colour : white

Surface colour & finishing :

Place : VI-8, on the pebble road

Remarks :

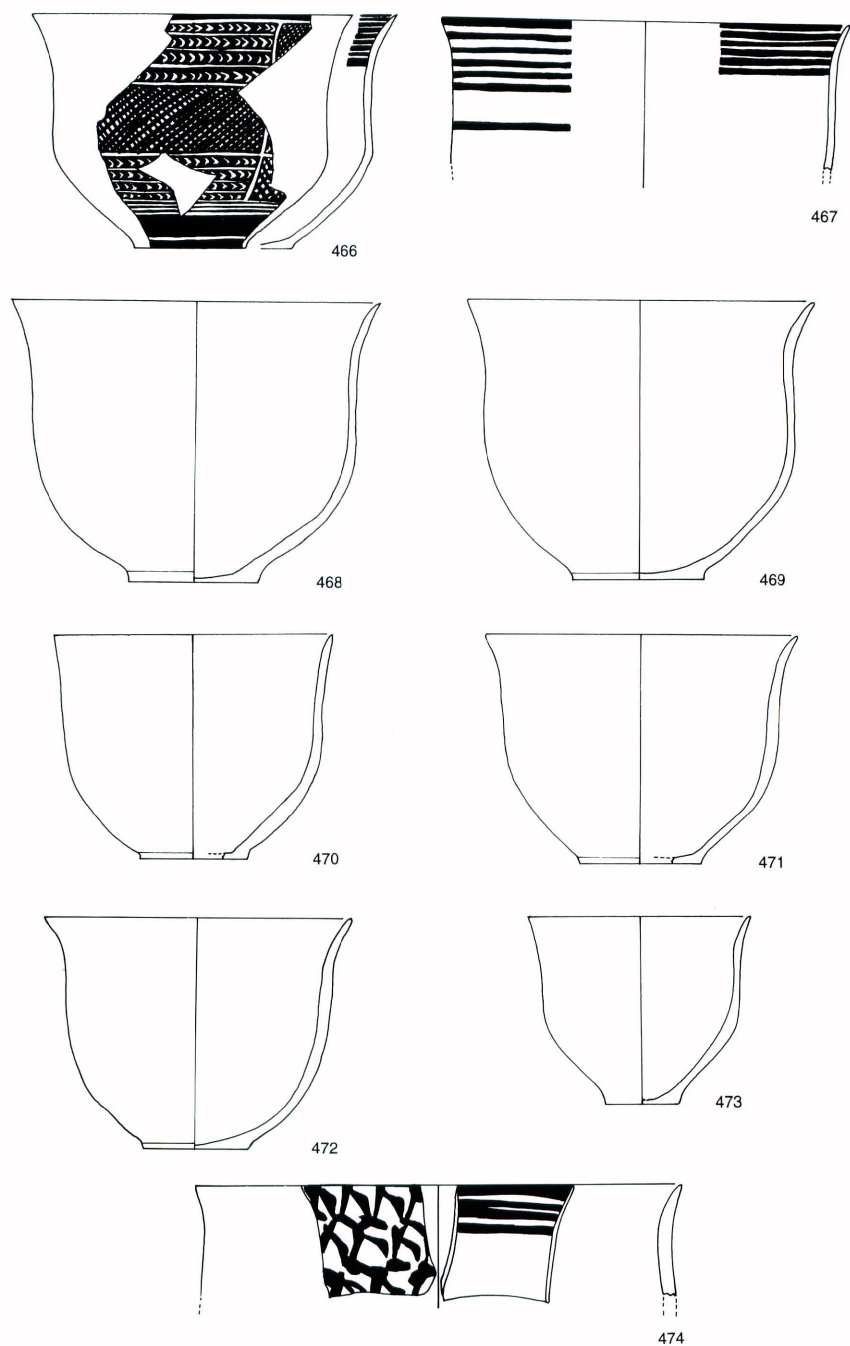


Fig.85 Pottery, level III

466. Bowl

Type : I-1
 Dimension : d; 17.5cm ϕ , h; 12.5cm
 Painted colour : dark red and dark brown by firing condition and white
 Painted pattern : crosshatching+chevron+horizontal parallel lines
 Texture : clay
 Texture colour : buff
 Surface colour & finishing : inner; wet smooth
 Place : SB-796
 Remarks : Halaf

467. Deep bowl

Type : I-1
 Dimension : d; 22.0cm ϕ , h; >7.6cm
 Painted colour : brown
 Painted pattern : outerer; parallel line, inner; parallel line
 Texture : clay
 Texture colour : brownish
 Surface colour & finishing : well
 Place : SB-924, 3C
 Remarks : 3-222

468. Deep bowl

Type : I-1
 Dimension : d; 20.0cm ϕ , h; 15.0cm
 Painted colour : none
 Painted pattern : none
 Texture : clay
 Texture colour : reddish
 Surface colour & finishing : well, reddish
 Place : SB-1054, 3B
 Remarks : 3-166

469. Bowl

Type : I-1
 Dimension : d; 18.8cm ϕ , h; 15.0cm
 Painted colour : none
 Painted pattern : none
 Texture : clay, sponge-like paste
 Texture colour : orange
 Surface colour & finishing : outerer; cream slip, inner; stroking, finger-tip impression
 Place : SB-1054, 3B
 Remarks : Haraf

470. Deep bowl

Type : I-1
 Dimension : d; 15.0cm ϕ , h; 12.0cm
 Painted colour : none
 Painted pattern : none
 Texture : sandy clay
 Texture colour : buff
 Surface colour & finishing : well, buff
 Place : SB-1042, 3A
 Remarks : 3-82

471. Deep bowl

Type : I-1
 Dimension : d; 17.0cm ϕ , h; >12.3cm
 Painted colour : none
 Painted pattern : none
 Texture : clay
 Texture colour :
 Surface colour & finishing :
 Place : C2, P-156
 Remarks : 3-237

472. Deep bowl

Type : I-1
 Dimension : d; 16.7cm ϕ , h; 12.3cm
 Painted colour : none
 Painted pattern : none
 Texture : clay
 Texture colour :
 Surface colour & finishing : stroking,
 Place : RC, C-2
 Remarks :

473. Bowl

Type : I-1
 Dimension : d; 12.0cm ϕ , h; >10.0cm
 Painted colour : none
 Painted pattern : none
 Texture : clay
 Texture colour : brownish
 Surface colour & finishing : well, brownish
 Place : SB-1838, 3B
 Remarks : 3-140

474. Deep bowl

Type : I-1 ?
 Dimension : d; 26.0cm ϕ , h; >6.0cm
 Painted colour : black
 Painted pattern :
 outer; bird motif, inner; parallel line
 Texture : clay
 Texture colour : buff
 Surface colour & finishing :
 inner & outerer; cream slip
 Place : X-9, -270-285, 3 C
 Remarks :

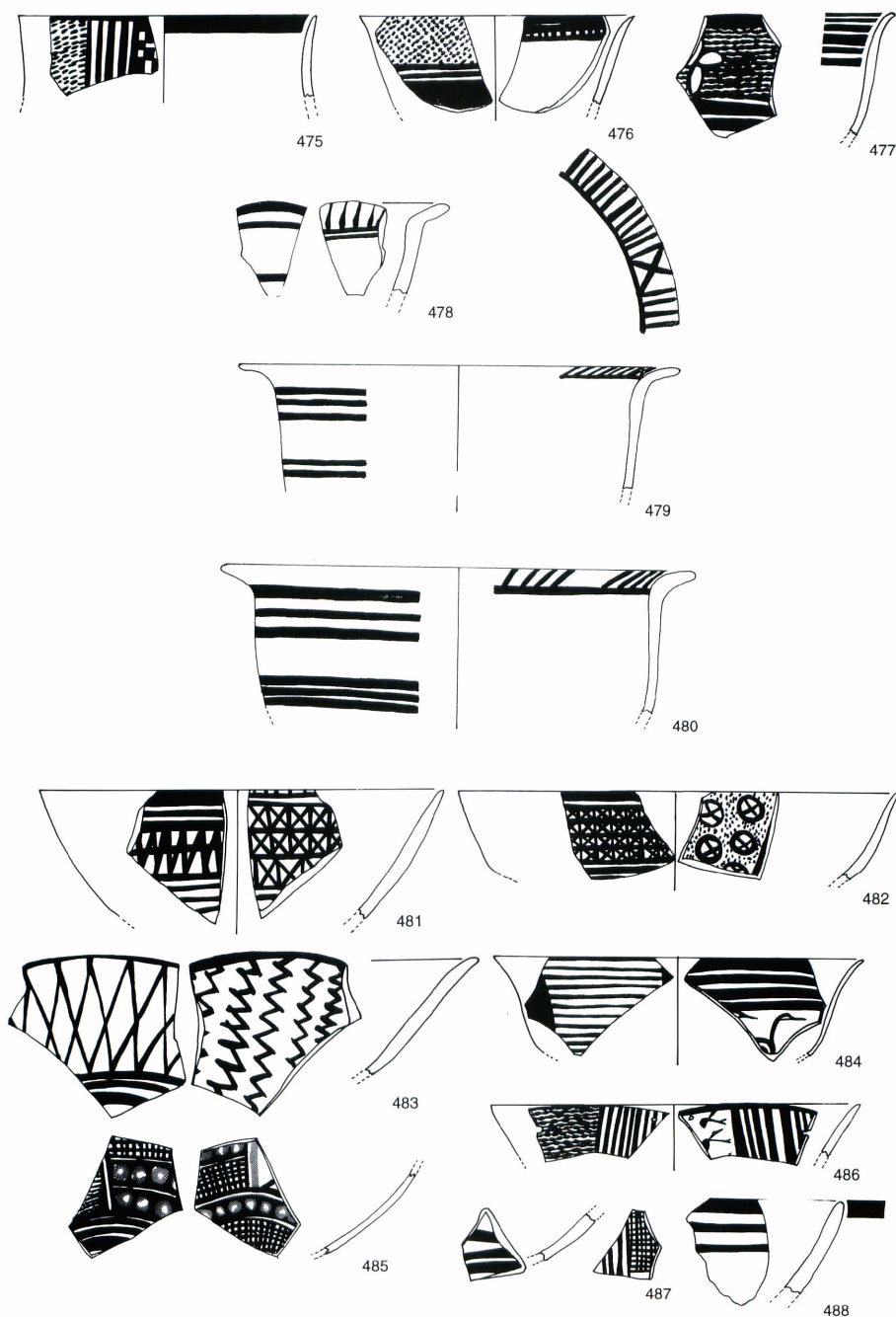


Fig.86 Pottery, level III

475. Deep bowl

Type : I-1
 Dimension : d; 16.0cm ϕ ,
 h; >4.5cm
 Painted colour : reddish
 Painted pattern : vertical
 parallel lines+dotted pattern
 Texture : clay
 Texture colour : reddish
 Surface colour & finishing :
 reddish cream slip
 Place : 3C
 Remarks :

476. Bowl

Type : I-2?
 Dimension : d; 15.0cm ϕ ,
 h; >5.0cm
 Painted colour : red and black
 Painted pattern : outer; dotted
 pattern, inner; parallel
 line+short lines
 Texture : clay
 Texture colour : buff
 Surface colour & finishing :
 cream slip
 Place : IX-9, -2.72.9m(3D ?)
 Remarks :

477. Deep bowl

Type : II-1
 Dimension : d; cm ϕ ; >6.2cm
 Painted colour : inner &
 outerer : red + black + White?
 Painted pattern : outerer;
 rosett +wave-like lines+
 parallel lines, inner; parallel
 line
 Texture : clay
 Texture colour : buff
 Surface colour & finishing :
 cream slip
 Place : IX-9, -217-241cm
 Remarks :

478. Bowl

Type : I-5
 Dimension : d; cm ϕ ,
 h; >5.0cm
 Painted colour : exfoliated
 paint
 Painted pattern : outerer;
 parallel lines, inner; short
 vertical lines on inner rim
 Texture : clay
 Texture colour : brownish
 Surface colour & finishing :
 erosion
 Place : SB-319
 Remarks :

479. Deep bowl

Type : I-5
 Dimension : d; 24.0cm ϕ ,
 h; >7.0cm
 Painted colour : greenish
 Painted pattern: outerer; parallel
 line, inner rim; parallel
 line+X-like design
 Texture : clay
 Texture colour : greenish
 Surface colour & finishing :
 well
 Remarks :

480. Deep bowl

Type : I-5
 Dimension : d; 26.0cm ϕ ,
 h; >7.7cm
 Painted colour : brownish
 Painted pattern :
 outerer; parallel line, inner
 rim; vertical short lines
 Texture : clay
 Texture colour : brownish
 Surface colour & finishing :
 well
 Place : SB-1024, 3C
 Remarks : 3-239
 Place : SB-1848, 3A
 Remarks : 3-74

481. Bowl

Type : II-1
 Dimension :
 d; 22.0cm ϕ , h; >7.0cm
 Painted colour : inner &
 outerer : red
 Painted pattern : outerer;
 zigzag line+parallel lines,
 inner; crosshatched
 latticework pattern
 Texture : clay
 Texture colour : brown
 Surface colour & finishing :
 well, brownish
 Place : SB-927, 3C
 Remarks :

482. Bowl

Type : II-1
 Dimension : d; 22.0cm ϕ ,
 h; >4.5cm
 Painted colour :
 outer:black, inner; red+black
 Painted pattern : outer;
 crosshatched latticework
 pattern, inner; dotted
 lines+crosshatched circle
 pattern
 Texture : clay
 Texture colour : buff
 Surface colour & finishing :
 well, buff
 Place : SB-1811, 3A
 Remarks :

483. Bowl

Type : II-4
 Dimension : d; 20.0cm ϕ ,
 h; >6.0cm
 Painted colour :
 outer; orange, inner:dark
 brownish, orange
 Painted pattern :
 outer; crosshatching, +
 parallel line, inner; zigzag
 Texture : clay
 Texture colour :
 light brownish
 Surface colour & finishing :
 inner & outerer:cream slip
 Place : XV-9, red sand — 5cm-
 20cm
 Remarks :

484. Bowl

Type : II-2
 Dimension : d; 20.0cm ϕ ,
 h; >5.2cm
 Painted colour : outer; black +
 violet, inner:black + violet
 + brownish red
 Painted pattern : outer:parallel
 line+crosshatching, inner;
 bird motif+parallel lines
 Texture : clay
 Texture colour : brownish
 Surface colour & finishing :
 brownish slip
 Place : SB-905, 3B
 Remarks :

485. Bowl

Type : II-2 ?
 Dimension : d; cm ϕ h; >4.0cm
 Painted colour : inner &
 outerer : black+orange+
 white
 Painted pattern : inner &
 outer; circle pattern+checked
 pattern +wave-like design
 Texture : clay
 Texture colour : buff
 Surface colour & finishing :
 cream slip
 Place : IX-9, 3C
 Remarks :

486. Bowl

Type : II-4 ?
 Dimension : d; 20.0cm ϕ ,
 h; >2.7cm
 Painted colour : inner &
 outerer; brownish red +
 white
 Painted pattern : inner; bird
 motif+oblique lines, outer;
 Wave-like design+obliquelines
 Texture : clay
 Texture colour : buff
 Surface colour & finishing :
 inner & outerer : cream slip
 Place : X-9, -270-285cm, 4c
 Remarks :

487. Fragment of bowl

Type :
 Dimension : d; cm ϕ h; >2.5cm
 Painted colour : red + white
 Painted pattern : inner; vertical
 lines+checked ornamentation
 Texture : clay
 Texture colour : brownish
 Surface colour & finishing :
 reddish brown,
 Place : SB-319
 Remarks :

488. Fragment of bowl

Type : II-1
 Dimension : d; cm ϕ h; >5.0cm
 Painted colour : red
 Painted pattern : parallel lines
 Texture : clay
 Texture colour : buff
 Surface colour & finishing :
 reddish brown
 Place : under the gypsum floor
 of B-1
 Remarks :

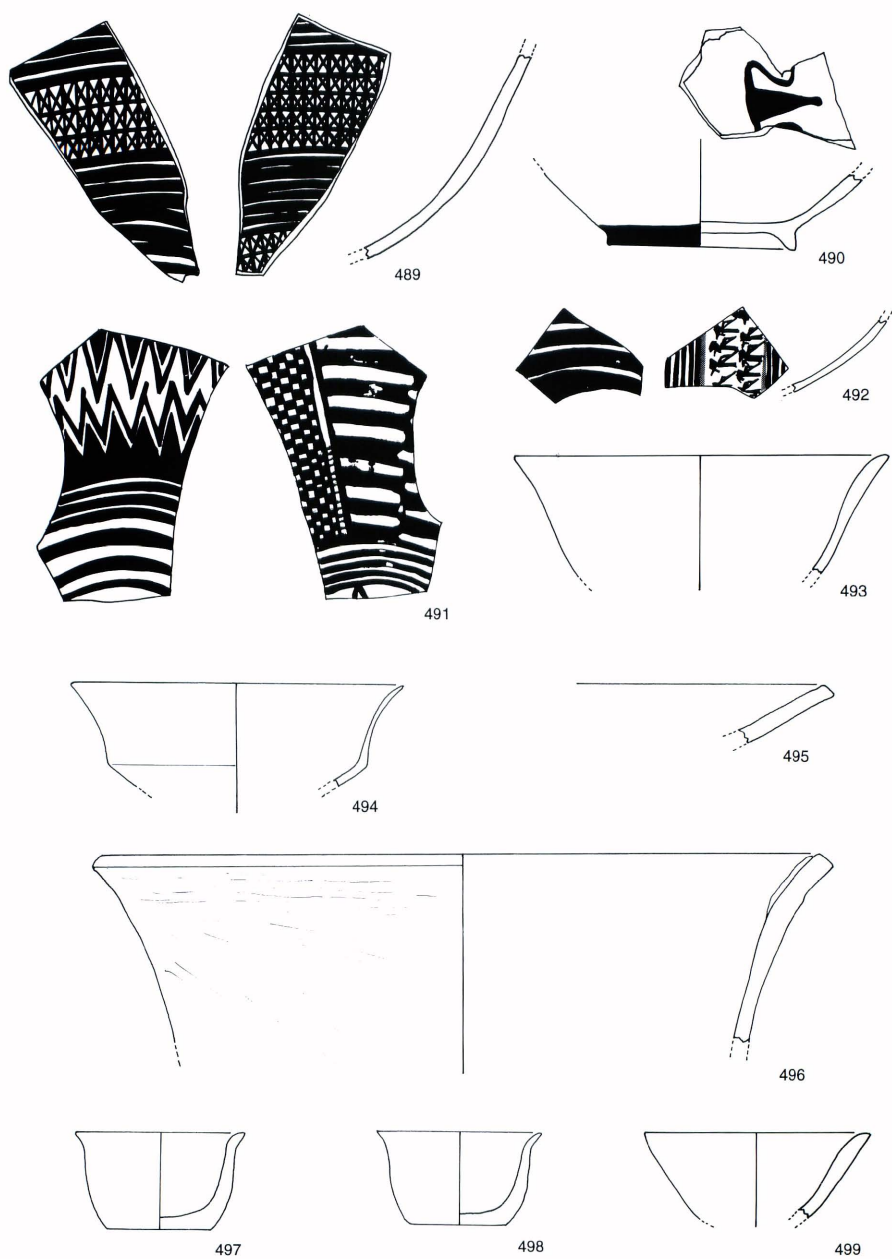


Fig.87 Pottery, level III




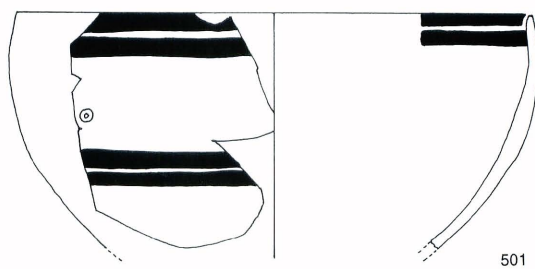



Fig.88 Pottery, level III

500. Bowl

Type : IV-1
 Dimension : d; 37.0cm ϕ , h; 15.5cm
 Painted colour : brownish red
 Painted pattern : wave-like pattern
 Texture : small sand, sponge-like paste by erosion
 Texture colour : brownish
 Surface colour & finishing : outerer; cream slip, inner; stroking, light brownish
 Place : SB-1017
 Remarks :

501. Bowl

Type : III-1
 Dimension : d; 27.0cm ϕ , h; >12.5cm
 Painted colour : red
 Painted pattern : parallel line
 Texture : clay
 Texture colour : light reddish
 Surface colour & finishing :
 Place : IX-7, under the red sand-70-75cm
 Remarks : a hole for repairing

502. Bowl

Type : III-2
 Dimension : d; 28.0cm ϕ , h; >9.0cm
 Painted colour : none
 Painted pattern : none
 Texture : clay
 Texture colour : brownish
 Surface colour & finishing : well, brownish
 Place : SB-1825, 1080, 3B
 Remarks : 3-100

503. Bowl

Type : III-2
 Dimension : d; 26.8cm ϕ , h; >10.5cm
 Painted colour : none
 Painted pattern : none
 Texture : clay
 Texture colour : brownish
 Surface colour & finishing : well, brownish
 Place : SB-941, 3C
 Remarks : 3-200

504. Bowl

Type : III-1
 Dimension : d; 24.0cm ϕ , h; >8.0cm
 Painted colour : red
 Painted pattern : parallel line (inner & outerer)
 Texture : clay
 Texture colour : brownish
 Surface colour & finishing : well, brownish
 Place : 3A
 Remarks : 3-28

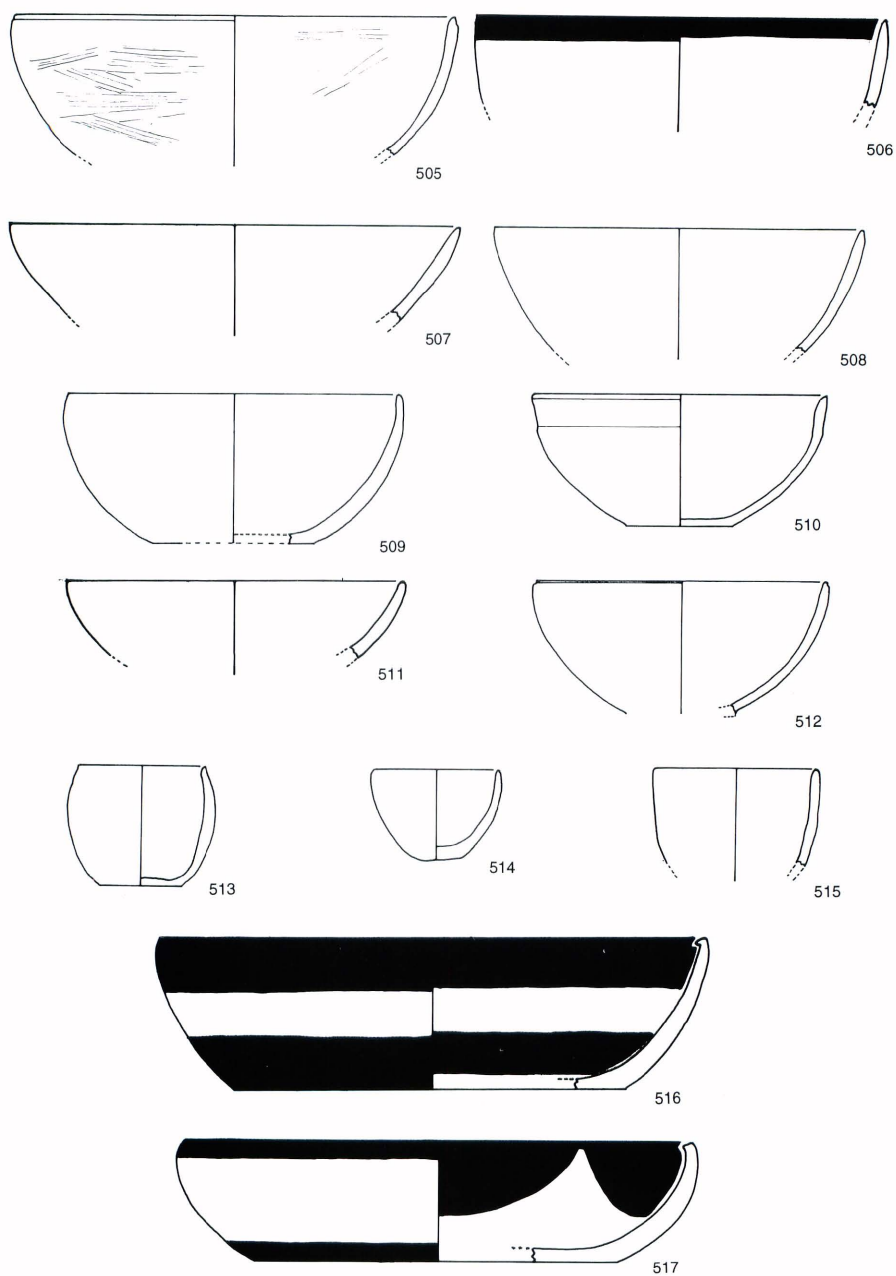


Fig.89 Pottery, level III

505. Bowl

Type : III-1
 Dimension : d; 24.0cm ϕ , h; >7.5cm
 Painted colour : none
 Painted pattern : none
 Texture : sandy clay
 Texture colour : buff
 Surface colour & finishing : well, buff
 Place : SB-1042, 3A
 Remarks : 3-29

506. Bowl

Type : III-1
 Dimension : d; 22.0cm ϕ , h; >4.5cm
 Painted colour : red
 Painted pattern : inner & outer; band
 Texture : clay
 Texture colour : buff
 Surface colour & finishing : reddish brown
 Place : SB-319, under gypsum floor of B-1

507. Bowl

Type : II-1
 Dimension : d; 24.0cm ϕ , h; >5.0cm
 Painted colour : none
 Painted pattern : none
 Texture : sandy clay
 Texture colour : buff
 Surface colour & finishing :
 Place : SB-879
 Remarks :

508. Bowl

Type : III-1
 Dimension : d; 20.0cm ϕ , h; >6.5cm
 Painted colour : none
 Painted pattern : none
 Texture : sandy clay
 Texture colour : brownish
 Surface colour & finishing : stroking
 Place : SB-857
 Remarks :

509. Bowl

Type : III-1
 Dimension : d; 18.0cm ϕ , h; 8.0cm
 Painted colour : none
 Painted pattern : none
 Texture : clay
 Texture colour : brown
 Surface colour & finishing : buff, sponge-like paste
 Place : IX-9, -180cm-220cm
 Remarks : Halaf

510. Bowl

Type : III-1
 Dimension : d; 16.0cm ϕ , h; 7.0cm
 Painted colour : none
 Painted pattern : none
 Texture : sandy clay
 Texture colour : greenish
 Surface colour & finishing : stroking
 Place : IX-6, black clour deposit
 Remarks :

511. Bowl

Type : II-1
 Dimension : d; 18.0cm ϕ , h; >4.0cm
 Painted colour : none
 Painted pattern : none
 Texture : sandy clay
 Texture colour : brownish
 Surface colour & finishing : stroking

Place : SB-879

Remarks :

512. Bowl

Type : III-1
 Dimension : d; 16.0cm ϕ , h; 7.0cm
 Painted colour : none
 Painted pattern : none
 Texture : clay
 Texture colour : buff
 Surface colour & finishing : well, buff
 Place : SB-1857, 3B
 Remarks : 3-110

513. Bowl

Type : III-4
 Dimension : d; 7.0cm ϕ , h; 6.5cm
 Painted colour : none
 Painted pattern : none
 Texture : clay
 Texture colour : buff
 Surface colour & finishing : stroking
 Place : IX-8, under red sand-90-100cm, upper part
 of greenish colour deposit
 Remarks :

514. Bowl

Type : III-3
 Dimension : d; 7.0cm ϕ , h; 4.8cm
 Painted colour : none
 Painted pattern : none
 Texture : clay
 Texture colour : brownish
 Surface colour & finishing : stroking, buff, inner;
 dark green.

Place : 3C

Remarks :

515. Bowl

Type : III-4
 Dimension : d; 9.0cm ϕ , h; >5.0cm
 Painted colour : none
 Painted pattern : none
 Texture : clay
 Texture colour : buff
 Surface colour & finishing : well, buff
 Place : SB-1836, 3A
 Remarks : 3-68

516. Bowl

Type : IV-1
 Dimension : d; 30.0cm ϕ , h; 8.0cm
 Painted colour : red, polished
 Painted pattern : parallel band
 Texture : clay
 Texture colour : light reddish
 Surface colour & finishing : polished
 Place : IX-7, under the red sand-70-75cm
 Remarks :

517. Bowl

Type : IV-1
 Dimension : d; 28.0cm ϕ , h; >6.5cm
 Painted colour : brown
 Painted pattern : semi-round design
 Texture : clay
 Texture colour : brown
 Surface colour & finishing : well, brownish
 Place : SB-943, 3B
 Remarks : 3-104

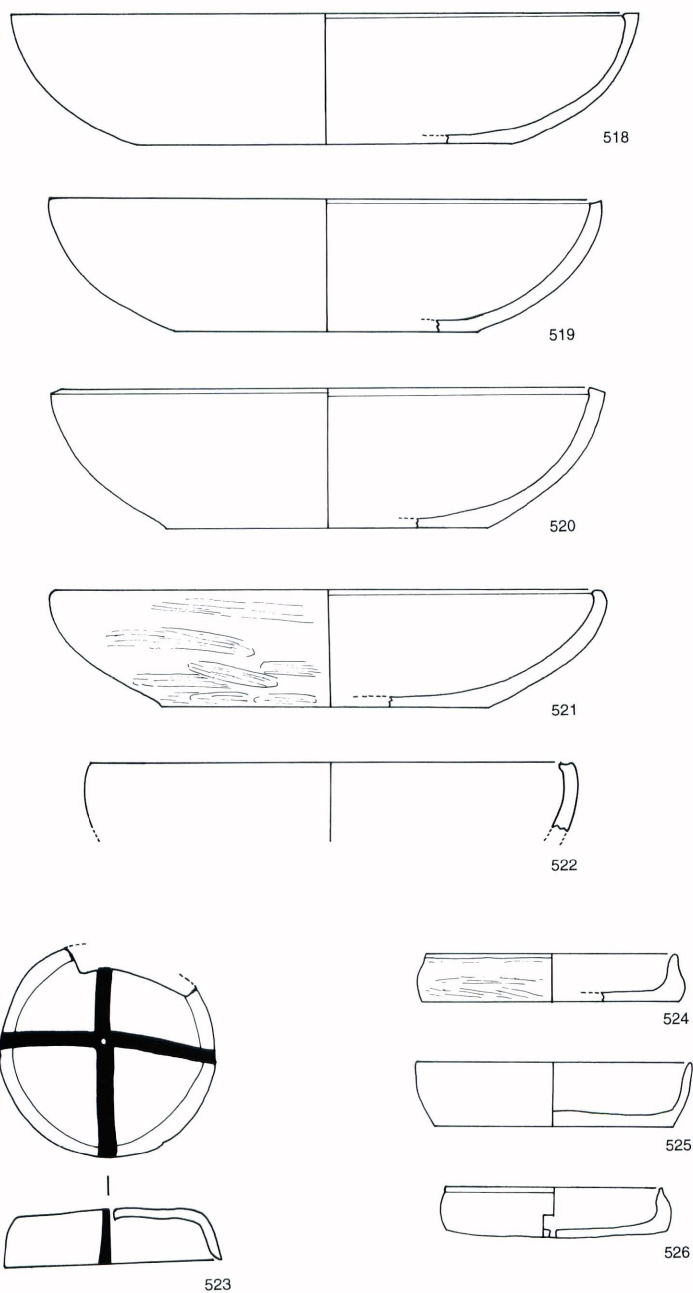


Fig.90 Pottery, level III

518. Bowl

Type : IV-1
 Dimension : d; 34.0cm ϕ , h; 7.0cm
 Painted colour : none
 Painted pattern : none
 Texture : clay
 Texture colour : brownish
 Surface colour & finishing : well, buff
 Place : 3A, A-14
 Remarks : 3-26

519. Bowl

Type : IV-1
 Dimension : d; 30.0cm ϕ , h; 7.0cm
 Painted colour : none
 Painted pattern : none
 Texture :
 Texture colour :
 Surface colour & finishing :
 Place : Room A at B-9
 Remarks :

520. Bowl

Type : IV-1
 Dimension : d; 30.0cm ϕ , h; 7.5cm
 Painted colour : none
 Painted pattern : none
 Texture : clay
 Texture colour : brown
 Surface colour & finishing : well, buff
 Place : SB-1797, 3B
 Remarks : 3-103

521. Bowl

Type : IV-1
 Dimension : d; 30.0cm ϕ , h; 6.2cm
 Painted colour : none
 Painted pattern : none
 Texture : clay
 Texture colour : brownish
 Surface colour & finishing : well, buff
 Place : SB-2793
 Remarks : 3-27

522. Bowl

Type : III-2
 Dimension : d; 26.0cm ϕ , h; >3.0cm
 Painted colour : none
 Painted pattern : none
 Texture : sandy clay
 Texture colour : brownish
 Surface colour & finishing :
 Place : SB-879
 Remarks :
 Remarks :

523. Lid

Type : IV-2
 Dimension : d; 11.7cm ϕ , h; 3.0cm
 Painted colour : red
 Painted pattern : cross design
 Texture :
 Texture colour :
 Surface colour & finishing : scraping with spatula,
 Place : Room A at B-9
 Remarks : There is a hole in the center of the lid.

524. Lid

Type : IV-2
 Dimension : d; 13.5cm ϕ , h; 2.5cm
 Painted colour : none
 Painted pattern : none
 Texture : sandy clay
 Texture colour : brownish
 Surface colour & finishing : well, buff
 Place : SB-967
 Remarks : 3-167

525. Lid

Type : IV-2
 Dimension : d; 15.0cm ϕ , h; 3.5cm
 Painted colour : none
 Painted pattern : none
 Texture : sandy clay included white sand
 Texture colour : reddish brown
 Surface colour & finishing : whitish slip ?

526. Lid

Type : IV-2
 Dimension : d; 11.6cm ϕ , h; 2.7cm
 Painted colour : none
 Painted pattern : none
 Texture : sandy clay
 Texture colour : brownish
 Surface colour & finishing : stroking,
 Place : Room C-1
 Remarks : a hole in the center of the lid

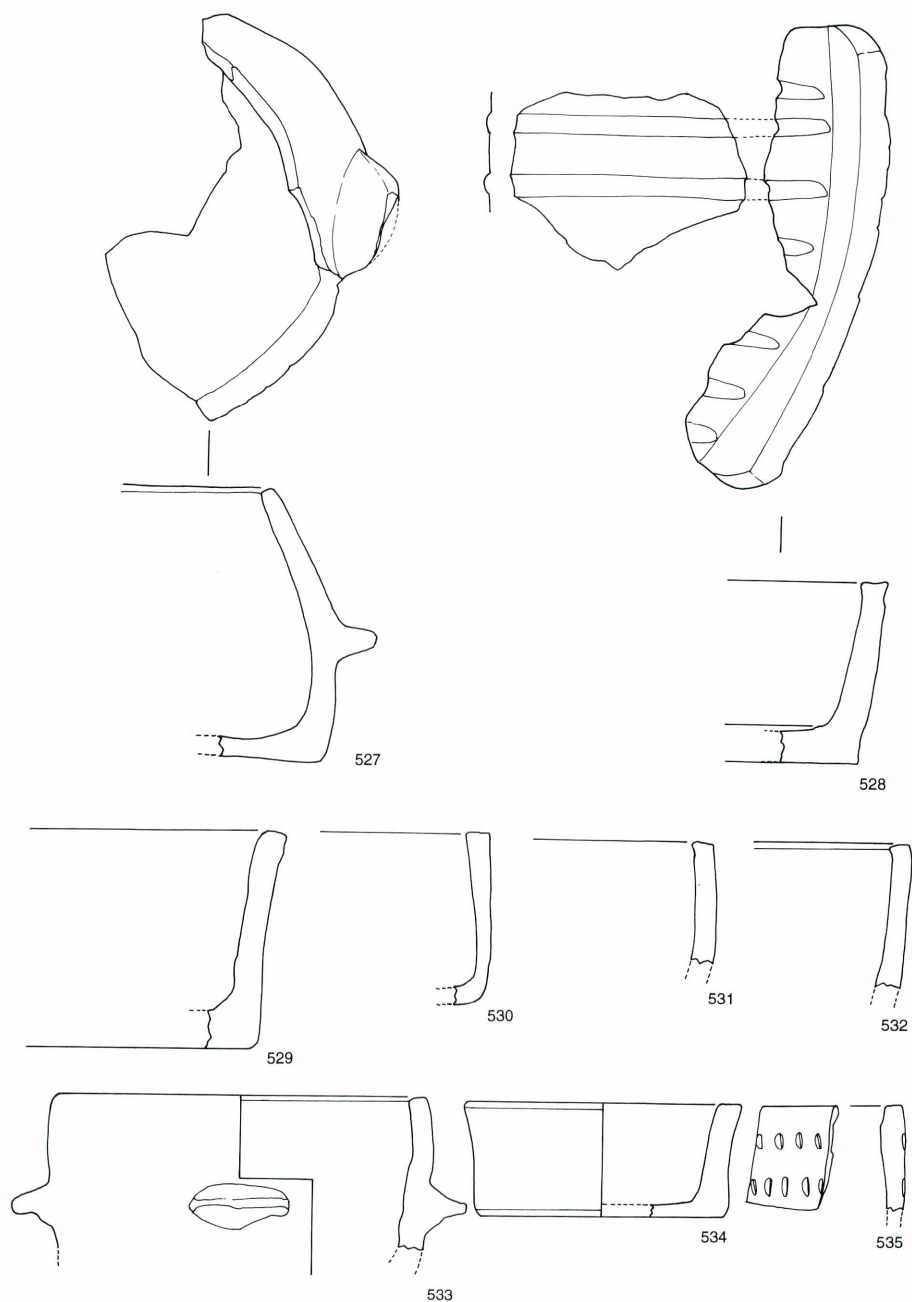


Fig.91 Pottery, level III

527. Plate with lug

Type : VI-3
 Dimension : oval, h; 14.5cm
 Painted colour : none
 Painted pattern : none
 Texture : clay with chaff temper
 Texture colour : light brownish
 Surface colour & finishing : stroking,
 Place : SB-1822, 3B
 Remarks :

528. Husking tray

Type : VI-3
 Dimension : d; 60.0cm ϕ ?, h; >9.5cm
 Painted colour : none
 Painted pattern : parallel groove lines
 Texture : sandy clay with chaff temper
 Texture colour : grey
 Surface colour & finishing : well, brown,
 Place : SB-1080, 1084 and one more piece
 Remarks : 3-168, parallel groove lines on
 the bottom

529. Plate

Type : VI-1
 Dimension : d; 24.0cm ϕ , h; 11.5cm
 Painted colour : none
 Painted pattern : none
 Texture : clay with chaff temper
 Texture colour : greenish
 Surface colour & finishing : well, buff
 Place : SB-1028
 Remarks : 3-251

530. Plate

Type : VI-2
 Dimension : d; cm ϕ , h; 9.2cm
 Painted colour : none
 Painted pattern : none
 Texture : clay with chaff temper
 Texture colour : buff
 Surface colour & finishing : little strained
 Place : SB-319, under the gypsum floor of B-1
 Remarks :

531. Plate

Type : VI-1
 Dimension : d; 42.0cm ϕ , h; >6.5cm
 Painted colour : none
 Painted pattern : none
 Texture : sandy clay with chaff temper
 Texture colour : buff
 Surface colour & finishing : well, buff
 Place : SB-1006
 Remarks : 3-170

532. Plate

Type : VI-1
 Dimension : d; 30.0cm ϕ , h; >7.5cm
 Painted colour : none
 Painted pattern : none
 Texture : sandy clay with chaff temper
 Texture colour : brownish
 Surface colour & finishing : well, buff
 Place : SB-1967
 Remarks : 3-172

533. Bowl with lug

Type : III-1 or IV-1
 Dimension : d; 20.0cm ϕ , h; >8.0cm
 Painted colour : none
 Painted pattern : none
 Texture : clay with chaff temper
 Texture colour : brownish
 Surface colour & finishing : bad
 Place : SB-1813, 3A
 Remarks : 3-80

534. Plate

Type : VI-1
 Dimension : d; 15.0cm ϕ , h; 6.0cm
 Painted colour : none
 Painted pattern : none
 Texture : clay with chaff temper
 Texture colour : brownish
 Surface colour & finishing :
 stroking, covered with black carbon
 Place : SB-2797, 3B
 Remarks : Halaf

535. Bowl

Type : III-1
 Dimension : d; 32.0cm ϕ , h; >5.5cm
 Painted colour : none
 Painted pattern : finger-nail impressed design
 Texture : clay
 Texture colour : buff
 Surface colour & finishing : inner & outer; slip
 Place : SB-1833, 3A
 Remarks : 3-25

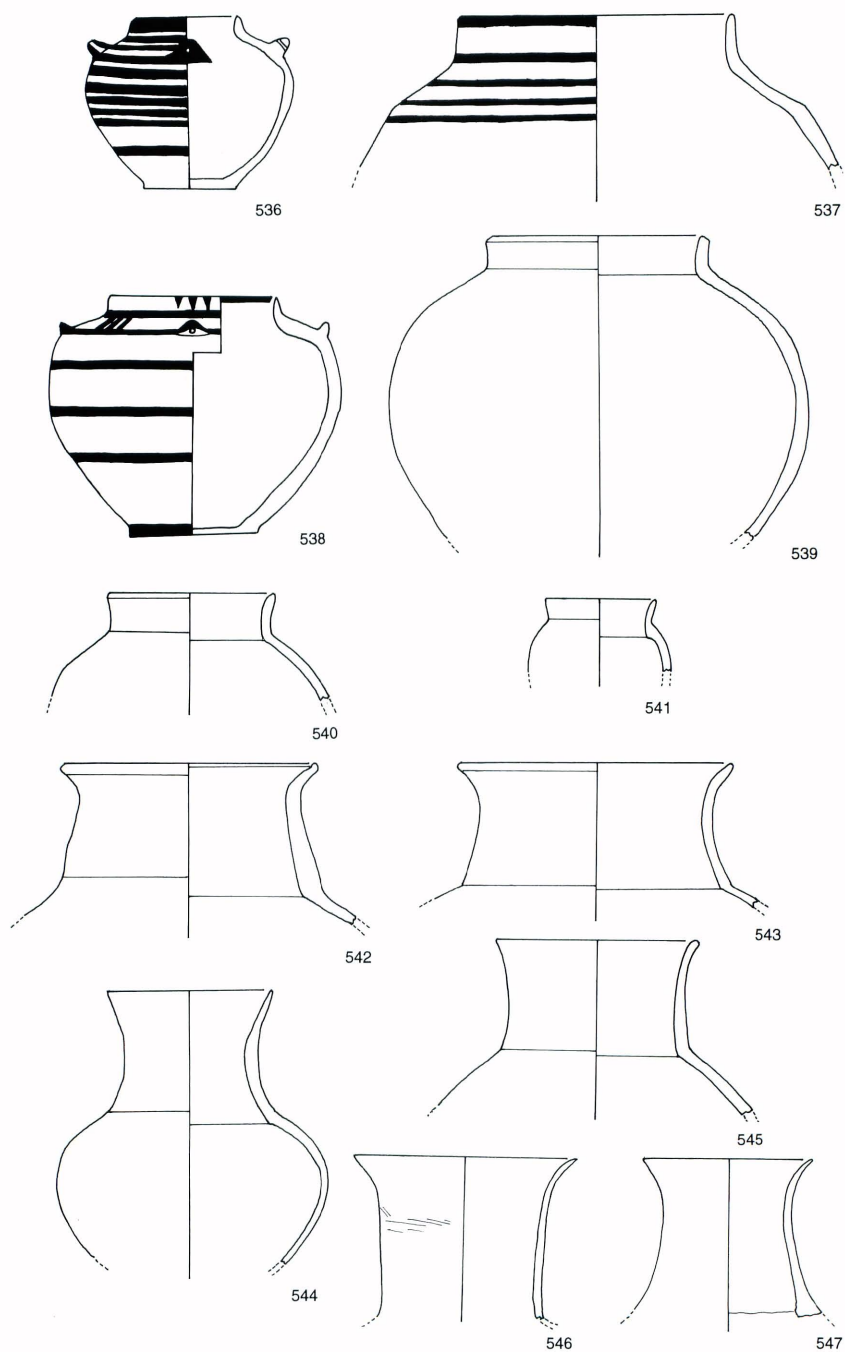


Fig.92 Pottery, level III

536. Jar with lugs

Type : V-14
 Dimension : d; 6.0cm ϕ , h; 9.2cm
 Painted colour : brown
 Painted pattern : parallel bands
 Texture : sandy clay with a little chaff temper
 Texture colour : buff
 Surface colour & finishing : stroking
 Place : VII-6, Room C, C-6
 Remarks :

537. Jar

Type : V-12
 Dimension : d; 15.0cm ϕ , h; >8.0cm
 Painted colour : red
 Painted pattern : parallel line
 Texture : clay
 Texture colour : brown
 Surface colour & finishing : well, brownish
 Place : SB-1006, 3A
 Remarks : 3-81

538. Jar

Type : V-14
 Dimension : d; 6.2cm ϕ , h; 12.8cm
 Painted colour : black and red
 Painted pattern : parallel line+triangle design+three short vertical lines
 Texture : sandy clay (sponge-like paste)
 Texture colour : greenish
 Surface colour & finishing : base scraping with spatula
 Place : Room A
 Remarks : red painted colour in original

539. Jar

Type : V-14 ?
 Dimension : d; 12.0cm ϕ , h; >16.0cm
 Painted colour : none
 Painted pattern : none
 Texture : sandy clay
 Texture colour : greenish
 Surface colour & finishing : well, buff
 Place : SB-1827, 3B
 Remarks : 3-164

540. Jar

Type : V-14?
 Dimension : d; 9.0cm ϕ , h; >5.5cm
 Painted colour : none
 Painted pattern : none
 Texture : clay
 Texture colour : buff
 Surface colour & finishing : well, buff
 Place : 3C
 Remarks : 3-246

541. Jar

Type : V-11
 Dimension : d; 6.0cm ϕ , h; >3.5cm
 Painted colour : none
 Painted pattern : none
 Texture : sandy clay
 Texture colour : brownish
 Surface colour & finishing :
 Place : SB-875
 Remarks :

542. Jar

Type : V-5
 Dimension : d; 14.0cm ϕ , h; >9.0cm
 Painted colour : none
 Painted pattern : none
 Texture : clay
 Texture colour : brownish
 Surface colour & finishing : well, brownish
 Place : SB-1006, 3B
 Remarks : 3-153

543. Jar

Type : V-13
 Dimension : d; 15.0cm ϕ , h; >7.5cm
 Painted colour : none
 Painted pattern : none
 Texture : clay
 Texture colour : grey
 Surface colour & finishing : well, grey
 Place : SB-2793, 1811, 3A
 Remarks : 3-70

544. Jar

Type : V-13
 Dimension : d; 9.0cm ϕ , h; >14.5cm
 Painted colour : none
 Painted pattern : none
 Texture : clay
 Texture colour : light greenish
 Surface colour & finishing : outer; wet smooth, inner; stroking and brushing-mark finishing, light greenish
 Place : SB-868
 Remarks :

545. Jar

Type : V-13
 Dimension : d; 11.0cm ϕ , h; >9.0cm
 Painted colour : none
 Painted pattern : none
 Texture : clay
 Texture colour : grey
 Surface colour & finishing : well, grey
 Place : SB-2793, 3A
 Remarks : 3-67

546. Jar

Type : V-7
 Dimension : d; 12.0cm ϕ , h; >8.5cm
 Painted colour : none
 Painted pattern : none
 Texture : clay
 Texture colour : brownish
 Surface colour & finishing : well, buff
 Place : SB-951, 3B
 Remarks : 3-162

547. Jar

Type : V-5
 Dimension : d; 9.0cm ϕ , h; >9.5cm
 Painted colour : none
 Painted pattern : none
 Texture : clay
 Texture colour : buff
 Surface colour & finishing :
 outer; buff slip, inner; well, buff
 Place : SB-1811, 3A
 Remarks : 3-66



Fig.93 Pottery, level III

548. Jar

Type : V-5
 Dimension : d;12.8cm ϕ , h;24.9cm
 Painted colour : red
 Painted pattern : zigzag + checked pattern with a oblique line
 Texture : sandy clay
 Texture colour : reddish brown
 Surface colour & finishing : outer;cream slip, inner;scraping
 Place : Room A (between Room A and Room B) at B-9
 Remarks :

549. Jar with double rim

Type : V-6
 Dimension : d;34.8cm ϕ , h;33.4cm
 Painted colour : black and red
 Painted pattern : bucranium motif + checked pattern + brige design with oblique lines
 Texture : clay
 Texture colour : brownish
 Surface colour & finishing : outer;cream slip
 Place : Room C at B-9
 Remarks :

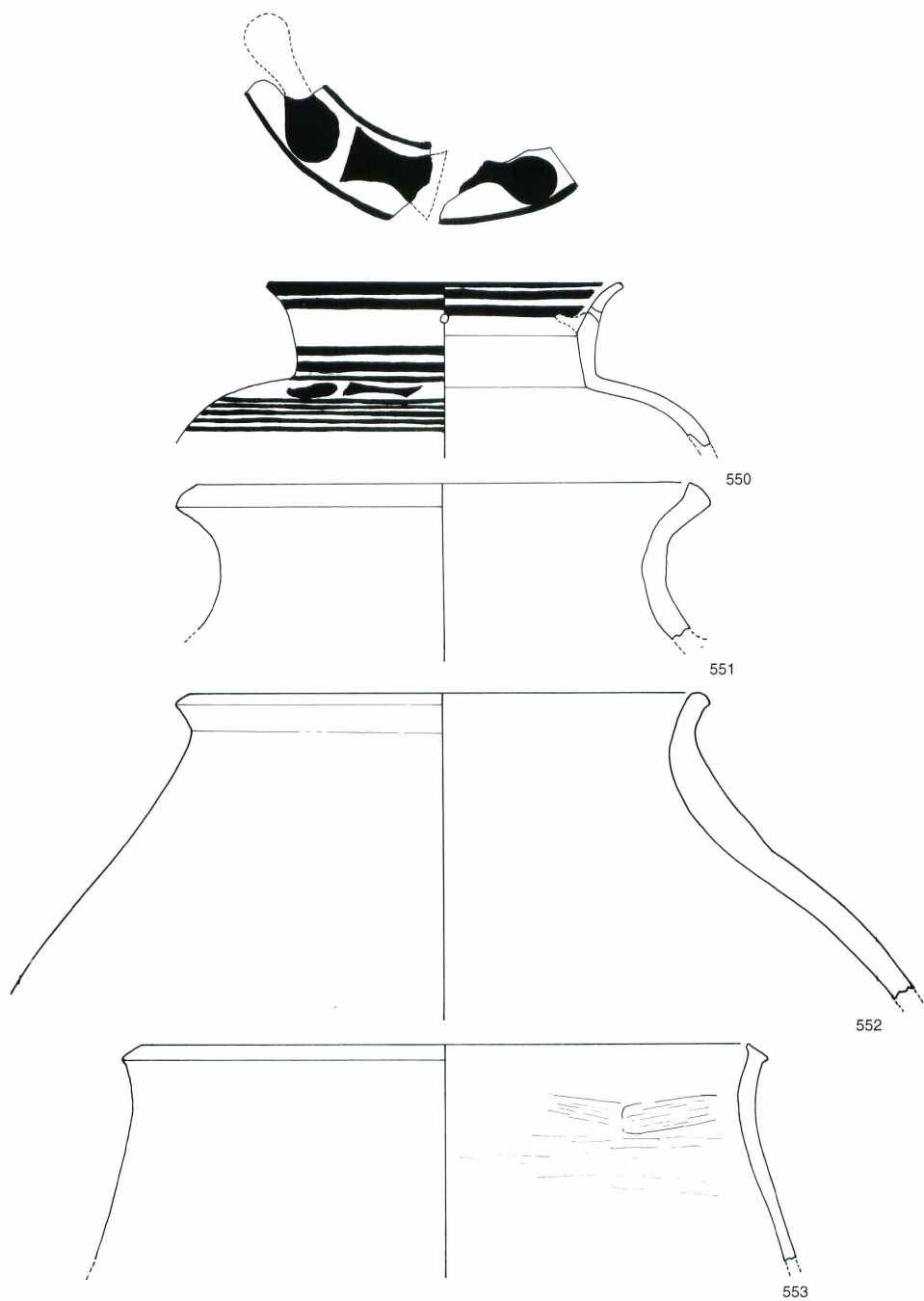


Fig.94 Pottery, level III

550. Jar

Type : V-6
 Dimension : d; 20.0cm ϕ , h; >8.5cm
 Painted colour : brack + brown
 Painted pattern : bucranium+parallel line
 Texture : clay
 Texture colour : grey
 Surface colour & finishing : well, buff
 Place : SB-1075, 3B
 Remarks : 3-163

551. Jar

Type : V-7/8/9
 Dimension : d; 28.0cm ϕ , h; >8.5cm
 Painted colour : none
 Painted pattern : none
 Texture : small sand
 Texture colour : light brownish
 Surface colour & finishing : stroking buff
 Place : SB-1064, 3A
 Remarks : Halaf

552. Jar

Type : V-2
 Dimension : d; 30.0cm ϕ , h; >17.0cm
 Painted colour : none
 Painted pattern : none
 Texture : small sand
 Texture colour : buff
 Surface colour & finishing : stroking
 Place : Room A at B-9
 Remarks :

553. Jar

Type : V-2
 Dimension : d; 36.0cm ϕ , h; >12.2cm
 Painted colour : none
 Painted pattern : none
 Texture : clay
 Texture colour : buff
 Surface colour & finishing : well, buff
 Place : SB-1811, 3A
 Remarks : 3-63

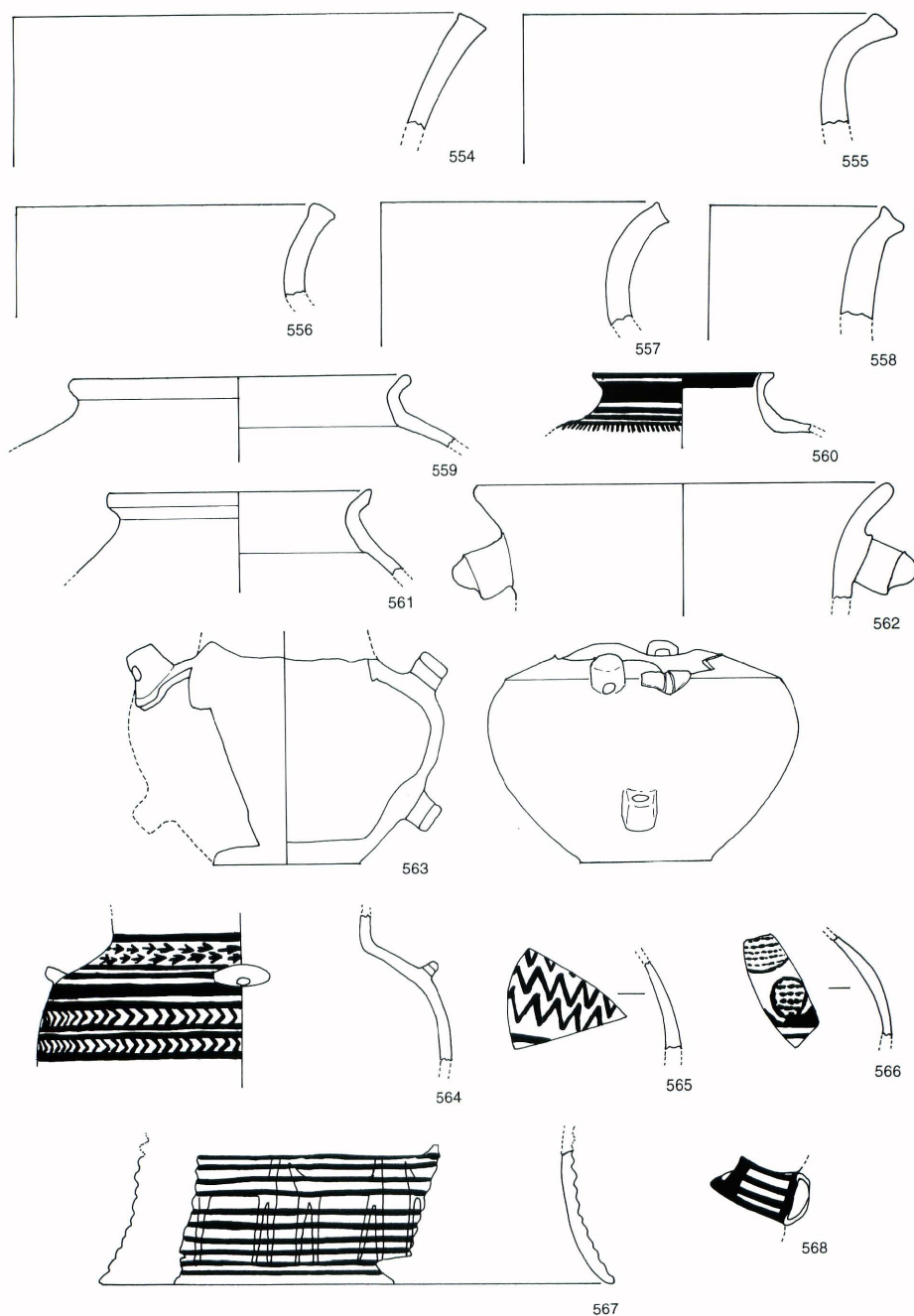


Fig.95 Pottery, level III

- 554. Fragment of jar ?**
 Type : VI-
 Dimension :
 d; 48.0cm \varnothing ? , h; >5.5cm
 Painted colour : none
 Painted pattern : none
 Texture : sandy clay
 Texture colour : brownish
 Surface colour & finishing :
 stroking
 Place : SB-879
 Remarks :
- 555. Fragment of jar ?**
 Type : VI-
 Dimension :
 d; 38.0cm \varnothing , h; >6.0cm
 Painted colour : none
 Painted pattern : none
 Texture : sandy clay
 Texture colour : brownish
 Surface colour & finishing :
 stroking
 Place : SB-869
 Remarks :
- 556. Fragment of jar**
 Type : V-
 Dimension :
 d; 32.0cm \varnothing , h; >5.0cm
 Painted colour : none
 Painted pattern : none
 Texture : sandy clay
 Texture colour : buff
 Surface colour & finishing :
 Place : SB-313
 Remarks :
- 557. Fragment of jar**
 Type : V-
 Dimension :
 d; 30.0cm \varnothing , h; >6.5cm
 Painted colour : none
 Painted pattern : none
 Texture : sandy clay
 Texture colour : buff
 Surface colour & finishing :
 Place : SB-319
 Remarks :
- 558. Fragment of jar**
 Type : VI-
 Dimension :
 d; 48.0cm \varnothing , h; >6.0cm
 Painted colour : none
 Painted pattern : none
 Texture : small sand
 Texture colour : brownish
 Surface colour & finishing :
 Place : SB-875
 Remarks :
- 559. Jar**
 Type : V-
 Dimension :
 d; 18.0cm \varnothing , h; >3.5cm
 Painted colour : none
 Painted pattern : none
 Texture : sandy clay
 Texture colour : brownish
 Surface colour & finishing :
 stroking
- Place : SB-8?
 Remarks :
- 560. Jar**
 Type : V-7
 Dimension : d; 10.0cm \varnothing ,
 h; >3.0cm
 Painted colour : red
 Painted pattern : parallel
 line, oblique lines
 Texture : clay
 Texture colour : grey
 Surface colour & finishing :
 outer; cream slip, inner;
 wellreddish
 Place : SB-2793.3A
 Remarks : 3-65
- 561. Jar**
 Type : V-
 Dimension : d; 14.0cm \varnothing ,
 h; >4.2cm
 Painted colour : none
 Painted pattern : none
 Texture : sandy clay
 Texture colour brownish
 Surface colour & finishing :
 stroking
 Place : SB-756, level 3
 Remarks :
- 562. Jar with lug**
 Type : V-5
 Dimension : d; 22.4cm \varnothing ,
 h; >6.0cm
 Painted colour : none
 Painted pattern : none
 Texture :
 clay with chaff temper
 Texture colour : greenish
 Surface colour & finishing :
 Place : level 3
 Remarks :
- 563. Jar with lugs**
 Type : V-14
 Dimension :
 d; 10.0cm \varnothing ? , h; >12.0cm
 Painted colour : none
 Painted pattern : none
 Texture : clay
 Texture colour : buff
 Surface colour & finishing :
 wet smooth, buff
 Place : SB-1739, 3C
 Remarks : 3-248, four lugs on
 the shoulder and two lugs on
 the lower part of body
- 564. Jar**
 Type : V-9
 Dimension : neck d;
 15.0cm \varnothing , h; >8.0cm
 Painted colour : brown + red
 Painted pattern : bird ?+
 chevron+parallel lines
 Texture : clay
 Texture colour : brownish
 Surface colour & finishing :
 outer; cream slip, inner;
 well brownish
 Place : SB-1833, 1836, 3A
- Remarks : 3-69
- 565. Fragment of jar**
 Type : V-
 Dimension :
 d; cm \varnothing , h; >4.5cm
 Painted colour : orange
 Painted pattern : zigzag
 Texture : clay
 Texture colour :
 light brownish
 Surface colour & finishing :
 light brownish, wet smooth
 Place : XV-9, -5cm-20cm
 under the red sand deposit
 Remarks :
- 566. Fragment of jar**
 Type : V-
 Dimension : d; cm \varnothing h; >5.5cm
 Painted colour : brownish red
 Painted pattern : circle pattern
 with dotted lines
 Texture : clay
 Texture colour :
 light brownish
 Surface colour & finishing :
 outerer; cream slip,
 inner; buff, wet smooth
 Place : XV-9, -20-50cm under
 the red sand deposit
 Remarks :
- 567. Stand of vessel**
 Type :
 Dimension : base d;
 28.0cm \varnothing , h; >7.0cm
 Painted colour : black
 Painted pattern : goat motif
 Texture : clay
 Texture colour : buff
 Surface colour & finishing :
 outer; parallel groove lines
 Place : IX-9, -241-270cm
 Remarks :
 Place : IX-8, -90-100cm under
 the red sand deposit
 Remarks :
- 568. Fragment of jar ?**
 Type : spout
 Dimension :
 d; 2.5cm \varnothing , h; 4.5cm
 Painted colour : red
 Painted pattern : parallel lines
 Texture : clay
 Texture colour :
 light brownish
 Surface colour & finishing :
 Place : SB-941, 3C
 Remarks :

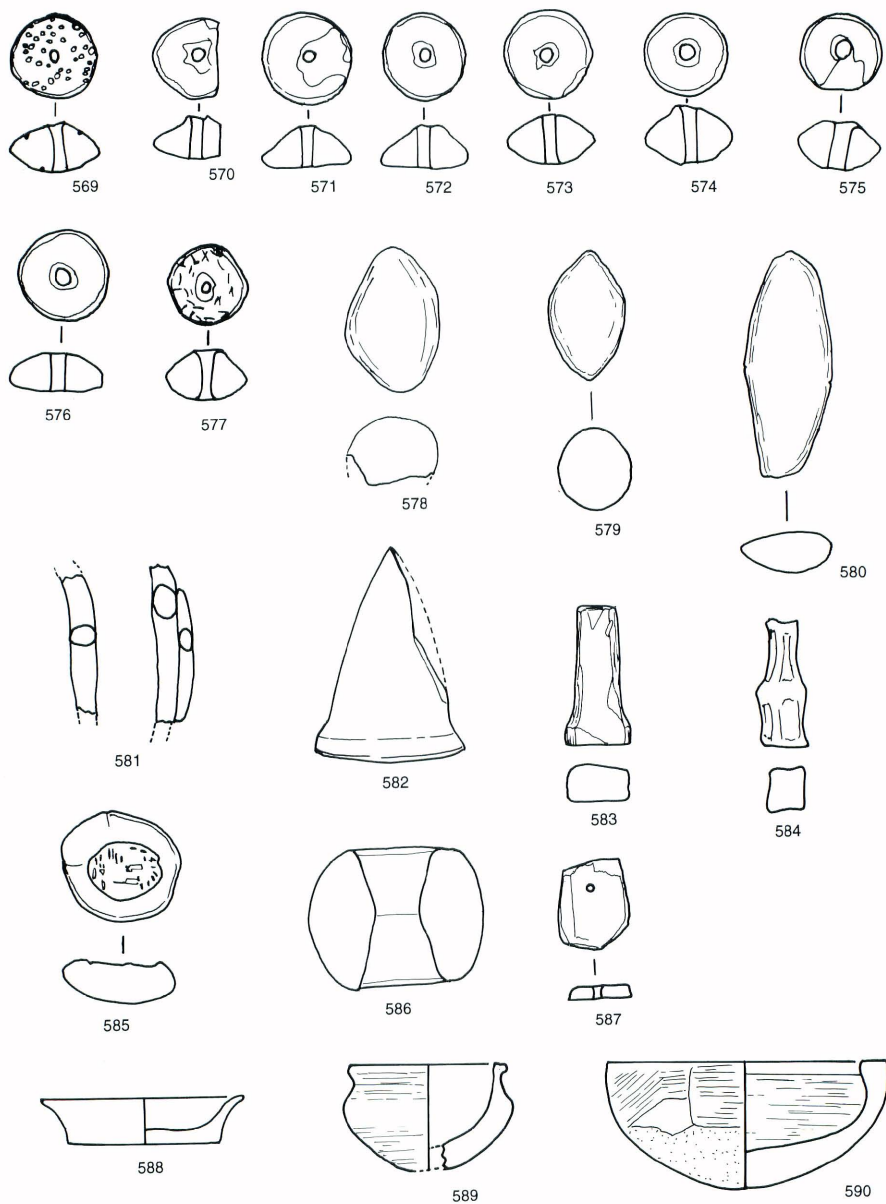


Fig.96 Small findings, level III

- 569. Spindle whorls**
 Dimension : 3.0cm ϕ
 thickness; 1.7cm (broken)
 Painted pattern : punctured design
 Texture : clay
 Texture colour : brown
 Surface colour & finishing :
 secondary firing
 Place : SB-1838, 3B
 Remarks : Halaf
- 570. Spindle whorls**
 Dimension : 2.8cm ϕ
 thickness; 1.5cm
 Painted pattern : none
 Texture : clay
 Texture colour : reddish brown
 Surface colour & finishing :
 secondary firing
 Place : 3A-7,
 Remarks : Halaf
- 571. Spindle whorls**
 Dimension : 3.1cm ϕ ,
 thickness; 1.4cm
 Painted pattern : none
 Texture : clay
 Texture colour : reddish brown
 Surface colour & finishing :
 secondary firing
 Place : 3A-7
 Remarks : Halaf
- 572. Spindle whorls**
 Dimension : 3.0cm ϕ ,
 thickness; 1.5cm
 Painted pattern : none
 Texture : clay
 Texture colour : reddish brown
 Surface colour & finishing :
 secondary firing
 Place : 3A-7
 Remarks : Halaf
- 573. Spindle whorls**
 Dimension : 3.1cm ϕ ,
 thickness; 1.7cm
 Painted pattern : none
 Texture : clay
 Texture colour : reddish brown
 Surface colour & finishing : smooth
 Place : 3A-7
 Remarks : Halaf
- 574. Spindle whorls**
 Dimension :
 3.1cm ϕ , thickness; 2.0cm
 Painted pattern : none
 Texture : clay
 Texture colour : reddish brown
 Surface colour & finishing :
 secondary firing
 Place : 3A-7
 Remarks : Halaf
- 575. Spindle whorls**
 Dimension : 3.0cm ϕ ,
 thickness; 1.6cm
 Painted pattern : none
 Texture : clay
 Texture colour : brown
 Surface colour & finishing : black
 Place : RC
 Remarks : Halaf
- 576. Spindle whorls**
 Dimension : 3.3cm ϕ ,
 thickness; 1.4cm
 Painted pattern : none
 Texture : clay
 Texture colour : reddish
- Surface colour & finishing :
 scraping
 Place : VII-6, RC, under the
 gypsum floor
 Remarks : Halaf
- 577. Spindle whorls**
 Dimension : 2.9cm ϕ ,
 thickness; 1.7cm
 incision : finger-nail
 impression(one saide)
 Texture : clay
 Texture colour : reddish brown
 Surface colour & finishing : smooth
 Place : IX-5, west trench, -140-
 145cm, level 2 ?
 Remarks : Halaf
- 578. sling ball**
 Dimension : 3.3cm ϕ , long; 5.1cm
 Painted pattern : none
 Texture : clay
 Texture colour : reddish brown
 Surface colour & finishing : smooth
 Place : IX-9, -241cm
 Remarks : Halaf
- 579. sling ball**
 Dimension : 2.7cm ϕ , long; 4.6cm
 Painted pattern : none
 Texture : sandy clay
 Texture colour : brown
 Surface colour & finishing :
 dark brown
 Place : IX-9, -241cm-
 Remarks : Halaf
- 580. sling ball**
 Dimension : 3.1cm \times 8.0cm,
 thickness; 1.4cm
 Painted pattern : none
 Texture : clay
 Texture colour : brown
 Surface colour & finishing : smooth
 Place : X-9, C
 Remarks : Halaf
- 581. Clay object**
 Dimension : 1.0cm, 0.7cm, 0.5cm
 ϕ , length; >5.5cm
 Painted pattern : none
 Texture : clay
 Texture colour : reddish brown
 Surface colour & finishing :
 Place : 3A
 Remarks : Halaf
- 582. Clay object (clay nail ?)**
 Dimension : d, 10.3cm ϕ ,
 h; 12.7cm
 Painted pattern : none
 Texture : clay
 Texture colour : none
 Surface colour & finishing :
 Place : SB-1709, 3A
 Remarks : Halaf
- 583. Stone object**
 Dimension : 2.3cm \times 1.3cm,
 h; 4.8cm
 Material : limestone
 Colour : light brown
 Surface colour & finishing :
 Place : 3A
 Remarks : Halaf
- 584. Clay object**
 Dimension : 1.3cm \times
 1.3cm, h; 4.3cm
 Painted pattern : red
 Texture : clay
 Texture colour : light brown
- Surface colour & finishing :
 Place : 3A
 Remarks : Halaf
- 585. Impression of stamp seal**
 Dimension : 4.0cm ϕ ,
 thickness; 1.3cm
 Painted pattern : none
 Texture : clay
 Texture colour : brown
 Surface colour & finishing :
 impression size; 2.6 \times 2.1cm
 Place : in situ on the floor of
 Room C at B-9
 Remarks : Halaf
- 586. Mace head**
 Dimension : 6.3cm ϕ , long; 5.0cm
 Material : basalt
 colour : black
 Surface colour & finishing :
 Place : 3B
 Remarks : Halaf
- 587. Pendant**
 Dimension : 2.5 X 3.2cm,
 thickness; 0.5cm
 Painted pattern : none
 Material : animal bone
 colour :
 Surface colour & finishing :
 scraping
 Place : VII-7, -30-45cm under the
 gypsum floor
 Remarks : Halaf
- 588. Stone vessel**
 Dimension : 7.2cm ϕ , h; 1.7cm
 Painted pattern : none
 Material : marble
 Colour : white
 Surface colour & finishing : smooth
 Place : Room B at B-9
 Remarks : Halaf
- 589. Stone vessel**
 Dimension : d ; 5.8cm ϕ , h; 3.8cm
 Material : limestone
 Colour : black and white lines
 Surface colour & finishing :
 Place : SB-1113,
 Remarks : Halaf
- 590. Stone vessel**
 Dimension : d; 10.0cm ϕ , h; 4.5m
 Material : limestone
 Colour : outer; brown, inner; buff
 Surface colour & finishing :
 limestone including fossils
 Place : SB-941, 3C
 Remarks : Halaf

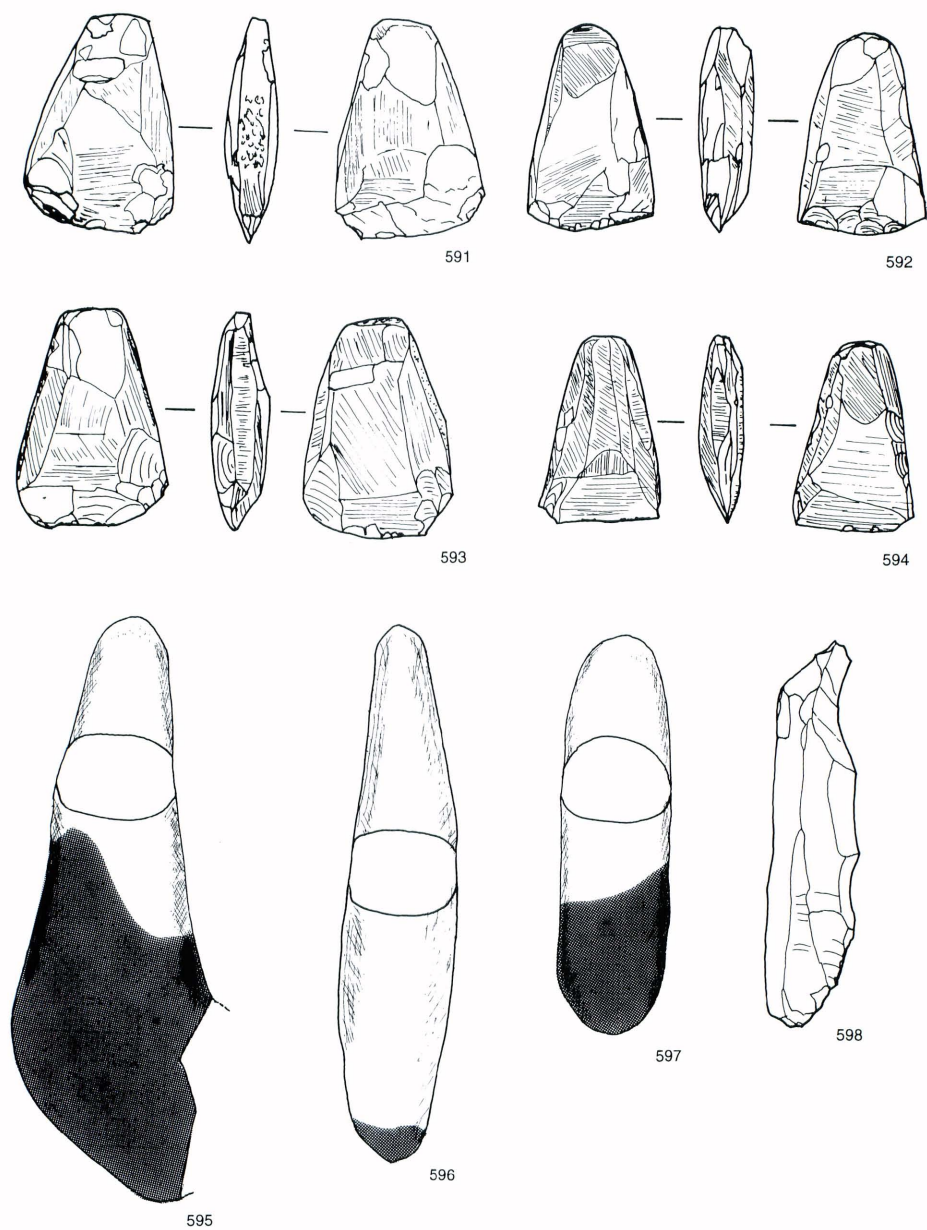


Fig.97 Ston objects, level III

591. Polished stone adze

Dimension : 6.3cm × 7.7cm, thickness; 1.8cm

Painted pattern : none

Material :

Colour :

Surface colour & finishing : polishing

Place : Room B at B-9

Remarks : Halaf

592. Polished stone adze

Dimension : 7.2cm × 4.5cm, 1.8cm(thickness)

Material :

Colore : violet

Surface colour & finishing : polishing

Place : 3B

Remarks : Halaf

593. Polished stone adze

Dimension : 7.7cm × 5.4cm × 2.2cm(thickness)

Material :

Colour : violet

Surface colour & finishing :

Place : 3B

Remarks : Halaf

594. Polished stone adze

Dimension : 7.5cm × 4.4cm × 1.7cm(thickness)

Material :

Colour : violet

Surface colour & finishing :

Place : SB-1113

Remarks : Halaf

595. Pestle

Dimension : long; 20.5cm, 7.0cm × 3.0cm,

Material : stone

Texture colour : black

Surface colour & finishing : natural stone, dark red color on the one side

Place : SB-1084, 3B

Remarks :

596. Pestle

Dimension : 3.8cm × 2.9cm, long; 19.0cm

Material : stone

Colour : black

Surface colour & finishing : elongated natural stone, dark red color on the one side

Place : SB-180, 3A

Remarks :

597. Pestle

Dimension : 3.9cm × 2.9cm, long; 14.1cm

Material : stone

Colour : black

Surface colour & finishing : elongated natural stone, dark red color on the one side

Place : SB-924.3C

Remarks :

598. Stone implement (blade)

Dimension : 13.5cm × 3.0cm

Material : flint

Colour : brown

Surface colour & finishing :

Place : level 3 inside room;

Remarks : Halaf

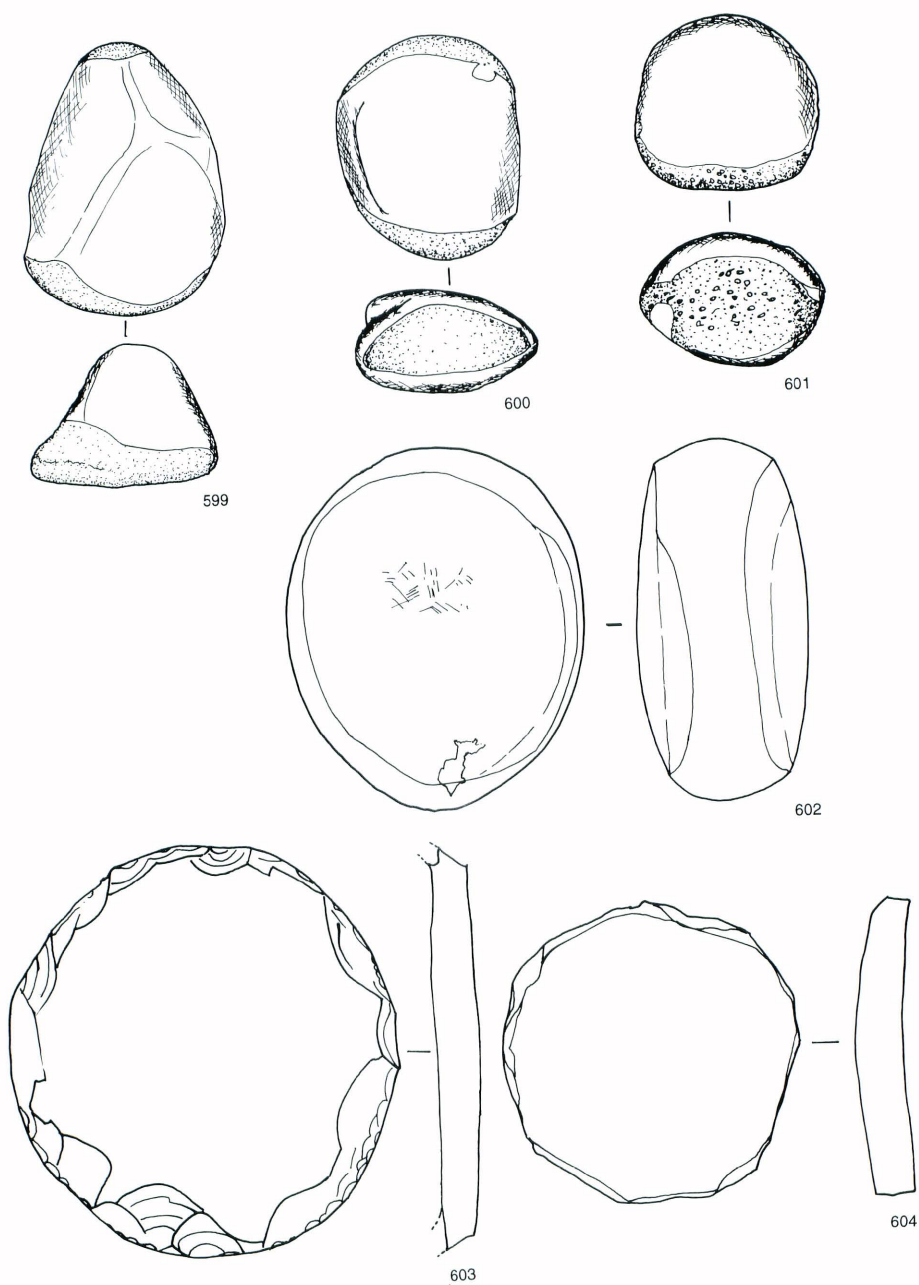


Fig.98 Ston objects, level III

599. Hammer stone or grind stone

Dimension : 7.0cm × 5.0cm, long; 9.5cm
 Material : stone
 Colour : dark green
 Surface colour & finishing : grinded both sides
 Place : 3A
 Remarks : Halaf

600. Hammer stone or grind stone

Dimension : 5.5cm × 3.6cm, long; 7.8cm,
 Material :
 Colour : dark green
 Surface colour & finishing : grinded both sides
 Place : SB-2793, 3A
 Remarks : Halaf

601. Hammer stone or grind stone

Dimension : 5.5cm × 5.0cm, h; 6.2cm
 Material : limestone
 Colour : white
 Surface colour & finishing : grinded and pounded
 Place : SB-1064.3A
 Remarks : Halaf

602. polished stone

Dimension : 12.8cm × 10.5cm, thickness; ; 6.2cm
 Material ;
 Colour ;
 Surface colour & finishing : polished
 Place : in situ on the Room B at B-9
 Remarks :

603. Pottery disk

Dimension : 14.5cm ϕ , thickness; 1.5cm
 Painted pattern : none
 Texture : clay
 Texture colour : light brown
 Surface colour & finishing : reused of the pottery base
 Place : SB-1006, 3B
 Remarks : Halaf

604. Pottery disk

Dimension : 10.5cm ϕ , thickness; 1.5cm
 Painted pattern : none
 Texture : clay
 Texture colour : buff
 Surface colour & finishing : reused of pottery vessel
 Place : SB-1006, 3B
 Remarks : Halaf

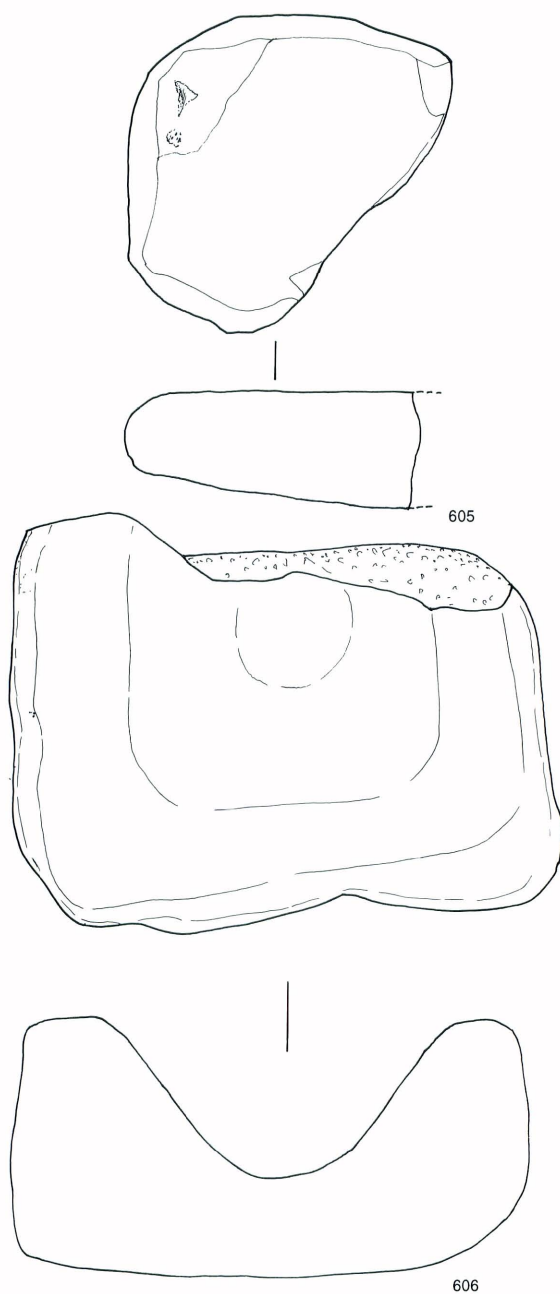


Fig.99 Ston objects, level III

605. Quern

Dimension : 11.3cm X >11.5cm, thickness; 4.0cm

Material : hard sandstone

Colour : greenish

Surface colour & finishing : grinded both side

Place : SB-1026,

Remarks :

606. Door soket ?

Dimension : 19.0cm × 14.5cm, thickness; 9.0cm

Material : conglomerate

Colour :

Surface colour & finishing :

Place : Room A at B-9

Remarks :

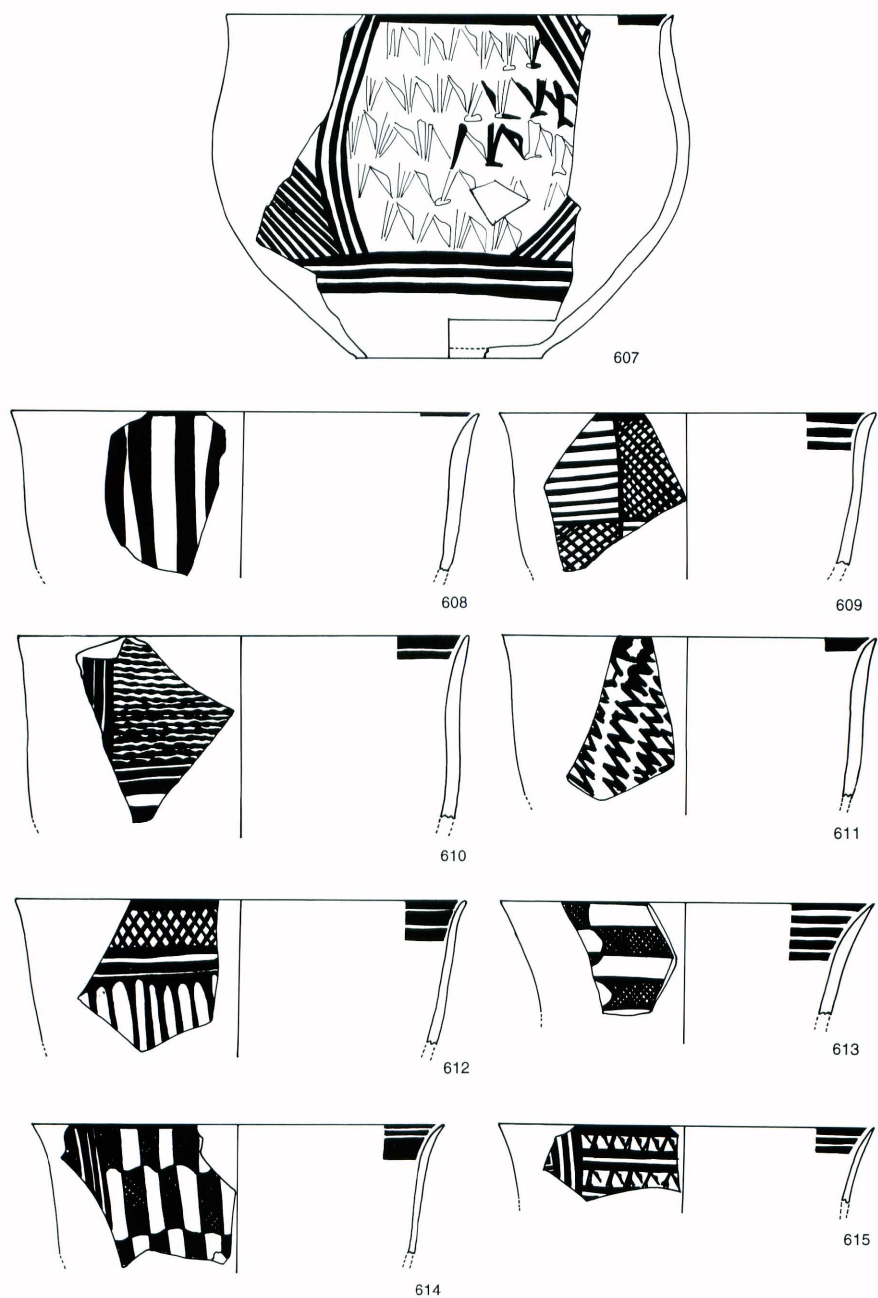


Fig.100 Pottery, level IV

607. Deep bowl

Type : I-1
 Dimension : d; 24.0cm ϕ , h; 18.2cm
 Painted colour : balck (original colour; red)
 Painted pattern :
 bird motif+oblique+parallel rines
 Texture : clay with white colour sand
 Texture colour : brownish
 Surface colour & finishing : outer; cream slip,
 inner; buff, changed colour by second firing
 Place : SB-1188, 4d
 Remarks : 4-203

608. Bowl

Type : I-1
 Dimension : d; 25.0cm ϕ , h; >8.7cm
 Painted colour : brownish red
 Painted pattern : vertical lines
 Texture : clay
 Texture colour : brown
 Surface colour & finishing :
 inner and outer; cream slip
 Place : SB-1183, 4d
 Remarks : 4-14

609. Deep bowl

Type : I-1
 Dimension : d; 19.0cm ϕ , h; >8.0cm
 Painted colour : brownish red
 Painted pattern :
 crosshatching+horizontal parallel lines
 Texture : clay
 Texture colour : buff
 Surface colour & finishing : outer; cream slip
 Place : SB-1112, 4a
 Remarks : Halaf

610. Deep bowl

Type : I-1
 Dimension : d; 24.0cm ϕ , h; >9.8cm
 Painted colour : inner & outer; black +
 blackish red
 Painted pattern : wavey-like pattern+
 horizontal and vertical lines
 Texture : clay
 Texture colour : buff
 Surface colour & finishing : out, cream slip,
 inner; wet smooth, buff
 Place : SB-1173, 4c
 Remarks : Halaf

611. Deep bowl

Type : I-1
 Dimension : d; 20.0cm ϕ , h; >8.5cm
 Painted colour : brownish violet
 Painted pattern : zigzag
 Texture : clay
 Texture colour : buff
 Surface colour & finishing :
 outer; cream slip, ins:well, buff
 Place : SB-1180,
 Remarks : 4-207

612. Deep bowl

Type : I-1
 Dimension : d; 24.0cm ϕ , h; >7.5cm
 Painted colour : red, hevey eroded
 Painted pattern : outer; crosshatching+parallel
 lines, inn; parallel lines
 Texture : clay
 Texture colour : light brownish
 Surface colour & finishing : cream slip
 Place : SB-1167, 4b
 Remarks : Halaf

613. Bowl

Type : I-1
 Dimension : d; 20.0cm ϕ , h; >5.8cm
 Painted colour : inner & outer : brown
 Painted pattern : outer; checked pattern with
 crosshatching, inner; parallel lines
 Texture : clay
 Texture colour : brown
 Surface colour & finishing :
 outer; cream slip, inner; brownish slip
 Place : SB-1158, 4c
 Remarks : Halaf

614. Bowl

Type : I-1
 Dimension : d; 22.0cm ϕ , h; >7.0cm
 Painted colour : brownish red (7.5R 4.5/10)
 Painted pattern :
 checked pattern with crosshatching
 Texture : clay
 Texture colour : brownish
 Surface colour & finishing : light brownish slip
 Place : SB-1140, 4c
 Remarks : Halaf

615. Bowl

Type : I-1
 Dimension : d; 20.0cm ϕ , h; >4.0cm
 Painted colour : Inner; .black, outer; black +
 dark Violet
 Painted pattern : bird motif+parallel lines
 Texture : clay
 Texture colour : brown
 Surface colour & finishing : cream slip
 Place : SB-1187, 4d
 Remarks : 4-209

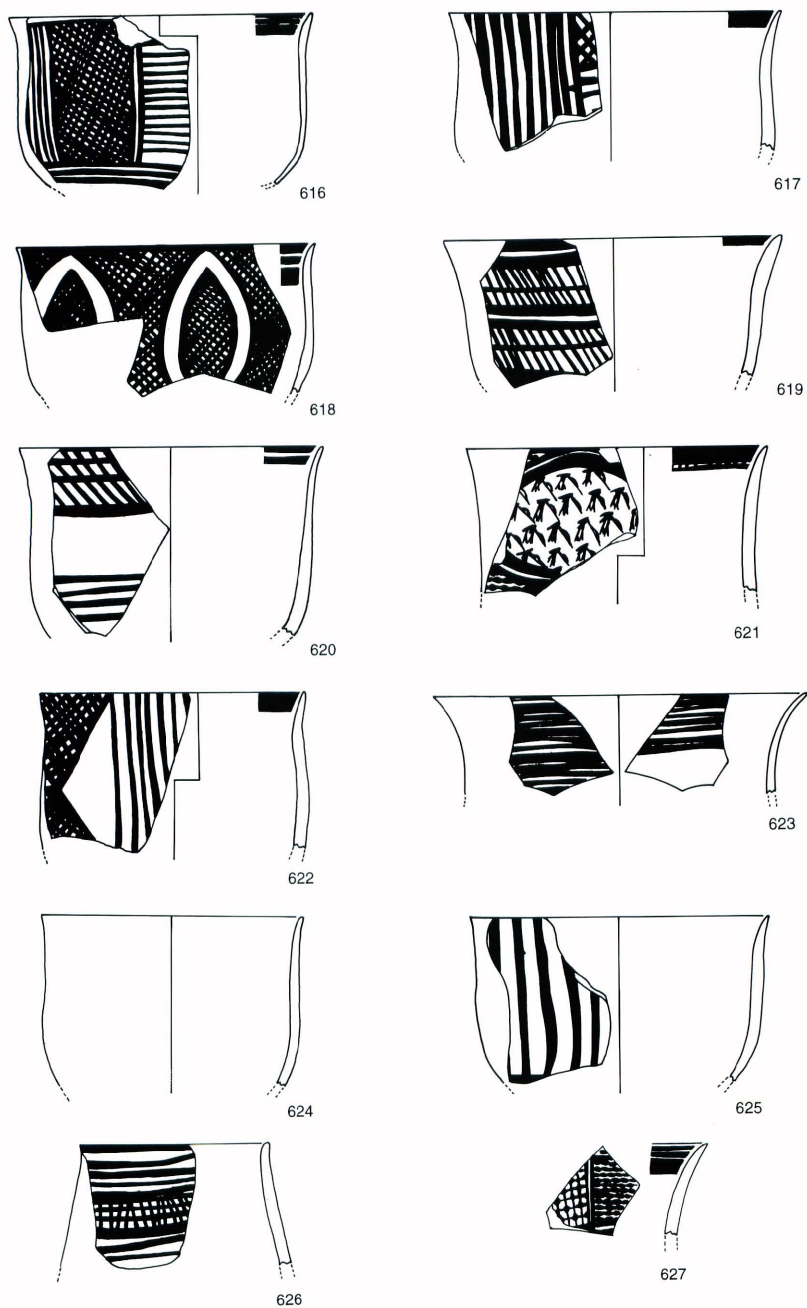


Fig.101 Pottery, level IV

616. Bowl

Type : I-1
 Dimension : d; 16.0cm ϕ , h; >9.0cm
 Painted colour : black (5YR 2.5-3/2-3) + brownish red
 Painted pattern : out, crosshatching+parallel lines, inner; parallel lines
 Texture : clay
 Texture colour : light brownish (5YR 7/4)
 Surface colour & finishing :
 Place : SB-1171, 4c
 Remarks : Halaf

617. Deep bowl

Type : I-1
 Dimension : d; 18.0cm ϕ , h; >7.2cm
 Painted colour : inner & outer ; black
 Painted pattern : vertical lines+crosshatching
 Texture : clay
 Texture colour : light brownish
 Surface colour & finishing : wet smooth
 Place : SB-1046, 4c
 Remarks : Halaf

618. Deep bowl

Type : I-1
 Dimension : d; 16.0cm ϕ , h; >8.0cm
 Painted colour : outer; black and brown, inner; black + red violet
 Painted pattern : outer; oval shaped design+ crosshatching, inner; parallel lines
 Texture : clay
 Texture colour : light brownish
 Surface colour & finishing :
 outer; cream slip, inner; stroking, light brownish
 Place : SB-1772, level 4
 Remarks

619. Bowl

Type : I-1
 Dimension : d; 18.0cm ϕ , h; >7.4cm
 Painted colour : violet
 Painted pattern : parallel lines+oblique lines
 Texture : clay
 Texture colour : light brownish
 Surface colour & finishing :
 outer; cream slip, inner; wet smooth
 Place : SB-1172, 4d
 Remarks : Halaf

620. Bowl

Type : I-1
 Dimension : d; 16.0cm ϕ , h; >10.0cm
 Painted colour : inner & outer ; light brown
 Painted pattern : inner; parallel lines, outer; parallel lines+oblique lines
 Texture : clay
 Texture colour : brown
 Surface colour & finishing : cream slip
 Place : SB-1173, 4d
 Remarks : 4-6

621. Bowl

Type : I-1
 Dimension : d; 16.0cm ϕ , h; >7.7cm
 Painted colour : outer; dark brown + violet, inner; dark brown + violet
 Painted pattern : outer; bird motif+wave-like pattern, inner; parallel lines+oblique lines
 Texture : clay
 Texture colour : brownish
 Surface colour & finishing : well, brownish
 Place : SB-1179, 4d

Remarks : 4-26

622. Deep bowl

Type : I-2
 Dimension : d; 14.0cm ϕ , h; >8.2cm
 Painted colour : original colour ; black?
 Painted pattern : butterfly with crosshatching+ vertical parallel lines
 Texture : clay
 Texture colour : buff
 Surface colour & finishing : well, buff
 Place : SB-1159, 4d
 Remarks : 4-1

623. Bowl

Type : I-1
 Dimension : d; 20.0cm ϕ , h; >5.2cm
 Painted colour : out, reddish+brown, inner; red
 Painted pattern : inner & outer : parallel lines
 Texture : clay
 Texture colour : light brownish
 Surface colour & finishing :
 Place : SB-1155, 4c
 Remarks : Halaf

624. Bowl

Type : I-1
 Dimension : d; 14.0cm ϕ , h; >9.0cm
 Painted colour : none
 Painted pattern : none
 Texture : clay
 Texture colour : buff
 Surface colour & finishing : wet smooth
 Place : SB-1040, 4a
 Remarks : Halaf

625. Bowl

Type : I-1
 Dimension : d; 17.0cm ϕ , h; >8.7cm
 Painted colour : red and changed black colour by fired condition
 Painted pattern : vertical lines
 Texture : sandy clay
 Texture colour : light brownish
 Surface colour & finishing :
 inner & outer; stroking, light brownish
 Place : SB-740
 Remarks :

626. Bowl

Type : I-1
 Dimension : d; 10.0cm ϕ , h; >6.8cm
 Painted colour : black + brown
 Painted pattern : parallel lines+checked pattern
 Texture : clay
 Texture colour : brownish
 Surface colour & finishing : well, brownish
 Place : SB-1047, 4d
 Remarks : 4-451

627. Deep bowl

Type : I-2 ?
 Dimension : d; cm ϕ , h; >4.5cm
 Painted colour : blackish red + white
 Painted pattern : rosette pattern+wavy-like pattern
 Texture : clay included white colour sand
 Texture colour : light brownish
 Surface colour & finishing : wet smooth
 Place : SB-1162, 4b
 Remarks : Halaf

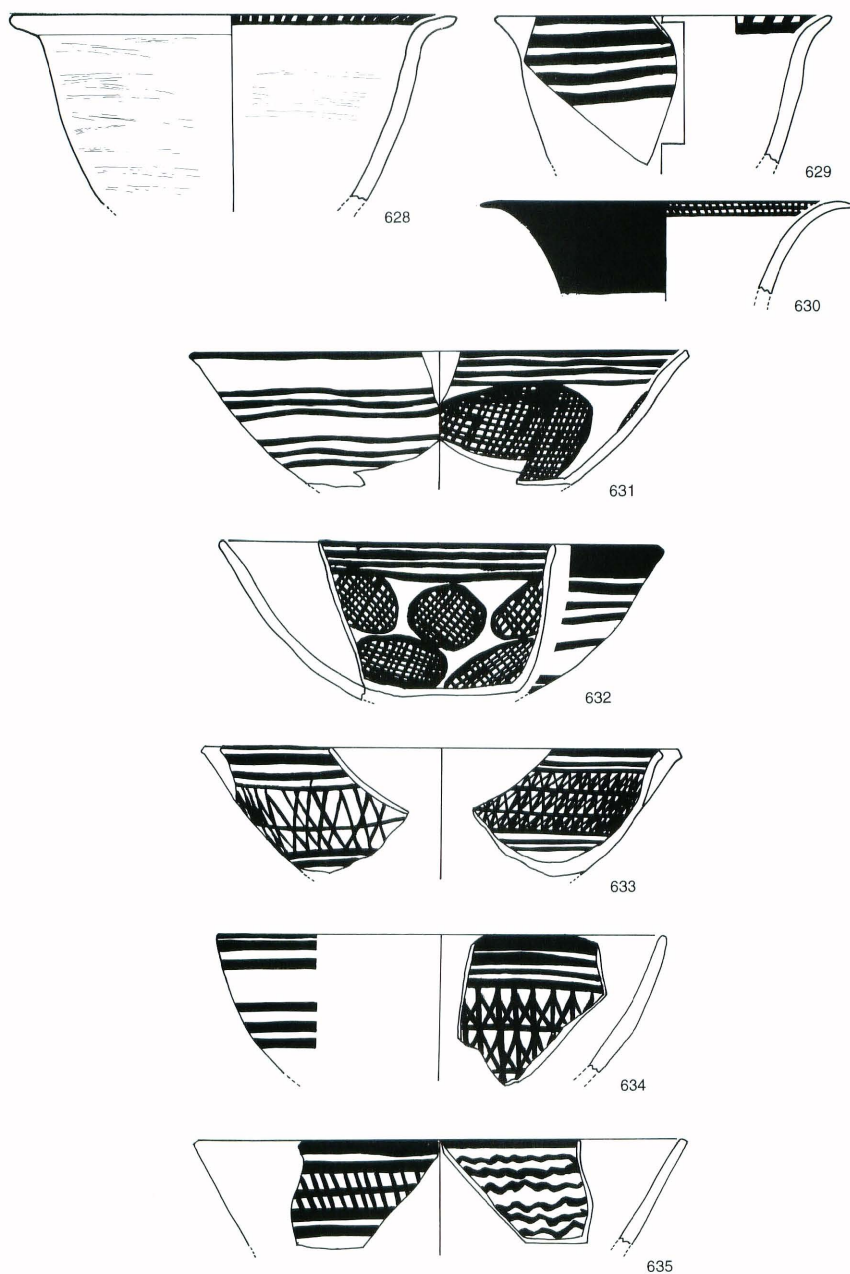


Fig.102 Pottery, level IV

628. Bowl

Type : I-5
 Dimension : d; 24.0cm ϕ , h; >10.0cm
 Painted colour : unknown, heavy eroded
 Painted pattern :
 inner rim; short vertical lines pattern
 Texture : clay
 Texture colour : buff
 Surface colour & finishing : scraped by spatula
 Place : SB-1117, 4a
 Remarks : Halaf

629. Bowl

Type : I-5
 Dimension : d; 18.0cm ϕ , h; >8.0cm
 Painted colour : light brown, but red in original colour
 Painted pattern : outer; parallel lines, inner;
 short vertical lines
 Texture : clay
 Texture colour : buff
 Surface colour & finishing : well, buff
 Place : SB-1177, 4d
 Remarks : 4-240

630. Bowl

Type : I-5
 Dimension : d; 20.0cm ϕ , h; >5.0cm
 Painted colour : green
 Painted pattern : outer; painted all surface,
 inner; parallel lines+short oblique lines
 Texture : clay included white colour sand
 Texture colour : greenish
 Surface colour & finishing : well, buff
 Place : SB-1179, 4d
 Remarks : 4-244

631. Bowl

Type : II-1
 Dimension : d; 27.0cm ϕ , h; >7.0cm
 Painted colour :
 outer; dark brown, inner; dark brown
 Painted pattern :
 outer; parallel lines. ins:parallel
 lines+circle design with crosshatching
 Texture : clay
 Texture colour : brown
 Surface colour & finishing : inner & outer :
 cream slip
 Place : SB-1185, 4d
 Remarks : 4-40

632. Bowl

Type : II-1
 Dimension : d; 24.0cm ϕ , h; >8.5cm
 Painted colour : outer; red, inner; blackish red
 Painted pattern : outer; parallel lines, inner;
 circle pattern with crosshatching+parallel lines
 Texture : clay
 Texture colour : light brown
 Surface colour & finishing :
 inner; cream slip, outer; reddish brown
 Place : SB-1184, 4d
 Remarks : 4-33

633. Bowl

Type : II-1
 Dimension : d; 26.0cm ϕ , h; >6.8cm
 Painted colour : outer; dark brown, inner; brown
 Painted pattern : inner & outer; parallel lines+
 crosshatching
 Texture : clay
 Texture colour : brown
 Surface colour & finishing :
 outer; cream slip, inner; light brown
 Place : SB-1179, 4d
 Remarks : 4-38

634. Bowl

Type : II-1
 Dimension : d; 24.0cm ϕ , h; >7.3cm
 Painted colour : inner & outer ; red
 (SR 4-4.5/10-11)
 Painted pattern : inner; checked pattern with
 crosshatching+parallel lines,
 outer; parallel lines
 Texture : clay
 Texture colour : light brownish
 Surface colour & finishing : wet smooth
 Place : SB-1146, 4c
 Remarks : Halaf

635. Bowl

Type : II-1
 Dimension : d; 26.0cm ϕ , h; >6.0cm
 Painted colour : outer; black, inner; red
 Painted pattern : outer; parallel lines+oblique
 lines, inner; wavy-like pattern
 Texture : clay
 Texture colour : brownish
 Surface colour & finishing :
 well, outer; brownish, inner; reddish
 Place : SB-1179, 4d
 Remarks : 4-39

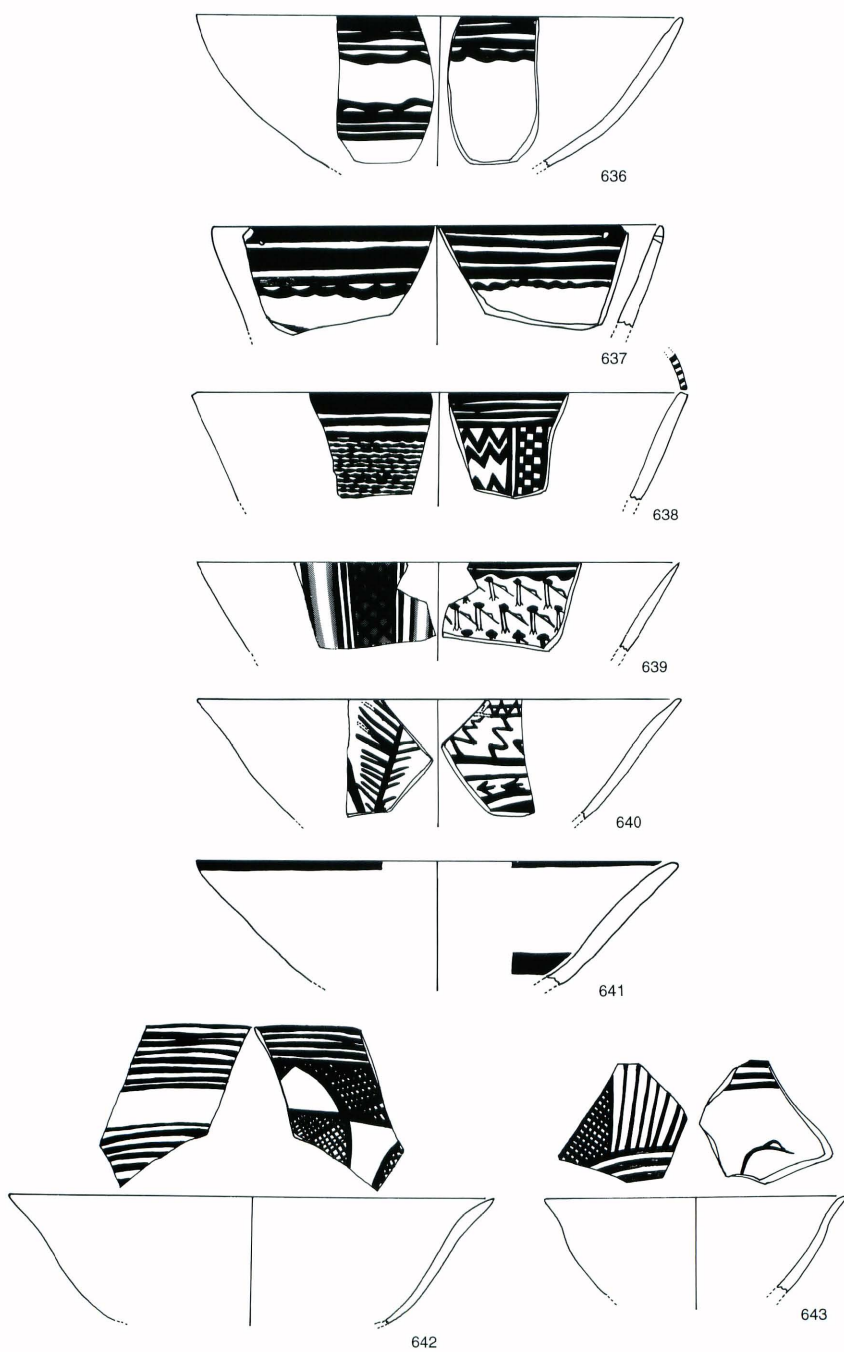


Fig.103 Pottery, level IV

636. Bowl

Type : II-1
 Dimension : d; 26.0cm ϕ , h; >8.0cm
 Painted colour : dark green
 Painted pattern :
 parallel lines+wave-like pattern
 Texture : clay
 Texture colour : buff
 Surface colour & finishing : well, buff
 Place : SB-1176, 4d
 Remarks : 4-216

637. Bowl

Type : II-1
 Dimension : d; 24.0cm ϕ , h; >5.4cm
 Painted colour : outer; brown, inner; dark brown
 Painted pattern : outer; parallel lines+wave-like
 pattern, inner; parallel lines+wave-like
 pattern
 Texture : clay
 Texture colour : buff
 Surface colour & finishing : well, buff
 Place : SB-1179, 4d
 Remarks : 4-36

638. Bowl

Type : II-1
 Dimension : d; 26.0cm ϕ , h; >5.7cm
 Painted colour : outer; dark brown, inner; black,
 and white?
 Painted pattern : outer; parallel lines+wave-like
 pattern, inner; parallel lines+zigzag+
 checked pattern
 Texture : clay
 Texture colour : brown
 Surface colour & finishing : cream slip
 Place : SB-1178, 4d
 Remarks : 4-41

639. Bowl

Type : II-1
 Dimension : d; 24.0cm ϕ , h; >4.8cm
 Painted colour : inner; light brown,
 outer; light brown + orange
 Painted pattern : inner; bird motif,
 outer; crosshatching+vertical parallel lines
 Texture : clay
 Texture colour : brown
 Surface colour & finishing : cream slip
 Place : SB-1179, 4d
 Remarks : 4-52

640. Bowl

Type : II-1
 Dimension : d; 26.0cm ϕ , h; >6.5cm
 Painted colour : inner & outerbrown
 Painted pattern : inner; zigzag+bird motif ?,
 outer; tree-like design
 Texture : clay
 Texture colour : buff
 Surface colour & finishing :
 inner & outercream slip
 Place : SB-1184, 4d
 Remarks : 4-51

641. Bowl

Type : II-4
 Dimension : d; 26.0cm ϕ , h; >6.5cm
 Painted colour : outer; black, inner; black
 Painted pattern : parallel lines
 Texture : clay
 Texture colour : greenish
 Surface colour & finishing : wet smooth
 Place : SB-1170, 4c
 Remarks : Halaf

642. Deep bowl

Type : II-1
 Dimension : d; 26.0cm ϕ , h; >7.0cm
 Painted colour : outer; red, inner; red +
 black (by fired condition)
 (10R 3-3.5/2-3)
 Painted pattern : out : parallel lines, Ins :
 parallel lines+crosshatching
 Texture : clay
 Texture colour : light brownish (5YR 4.5-5/2-3)
 Surface colour & finishing : wet smooth
 Place : SB-1112, 4b
 Remarks : Halaf

643. Bowl

Type : II-1
 Dimension : d; 31.0cm ϕ , h; >5.0cm
 Painted colour :
 inner & outer; brownish red
 Painted pattern : inner; bird motif+parallel
 lines, outer; crosshatching+parallel lines
 Texture : clay
 Texture colour : reddish
 Surface colour & finishing :
 painted white colour between parallel lines
 (10R 9/1)
 Place : SB-1146, 4b
 Remarks : Halaf

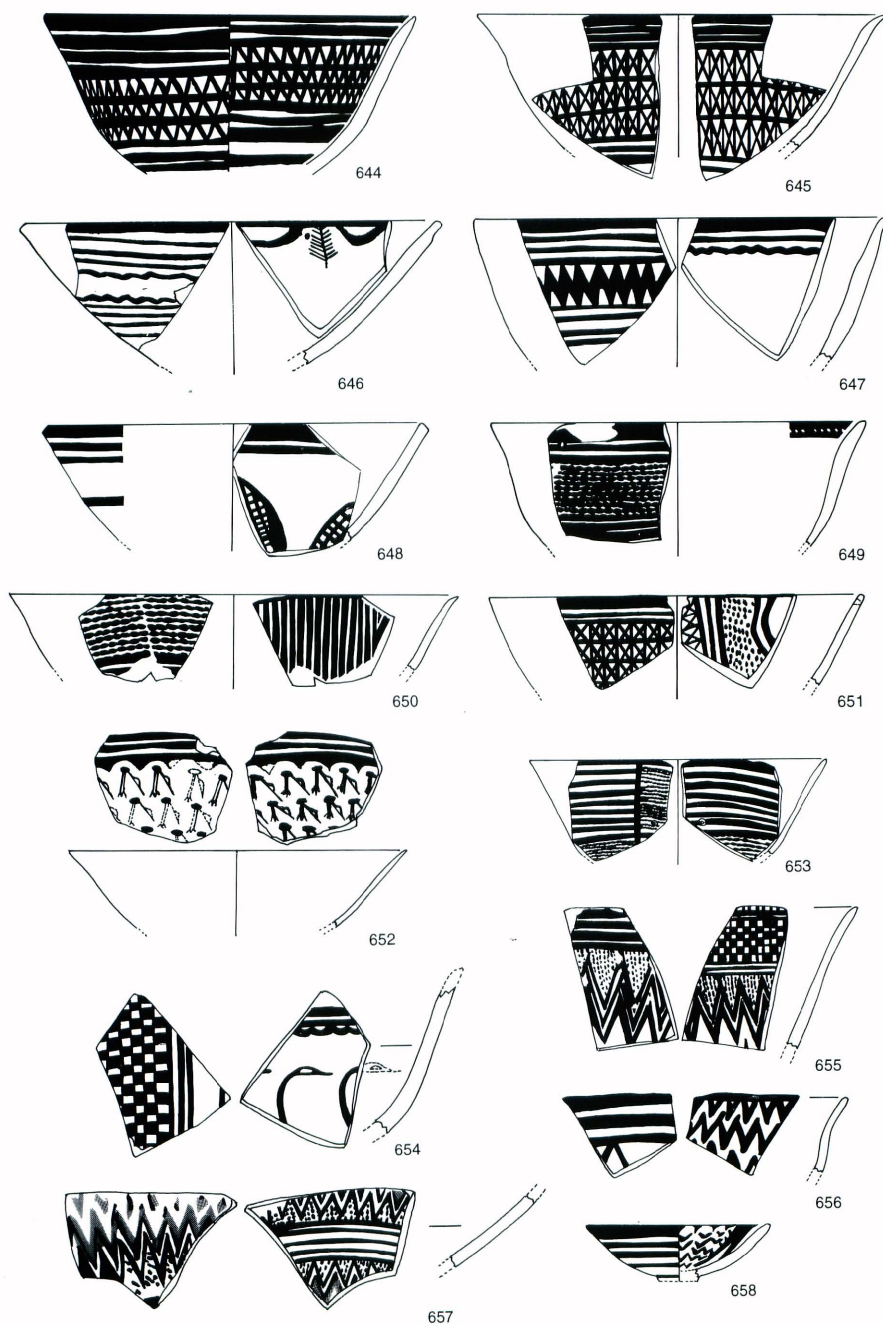


Fig.104 Pottery, level IV

- 644. Bowl**
 Type : II-1
 Dimension :
 d; 20.0cm ϕ , h; >8.5cm
 Painted colour :
 inner; black red, outer; red
 Painted pattern : inner & outer :
 parallel lines+crosshatching
 Texture : small sand
 Texture colour : light brown
 Surface colour & finishing : eroded
 Place : SB-1091, 4a
 Remarks : Halaf
- 645. Bowl**
 Type : II-1
 Dimension :
 d; 22.0cm ϕ , h; >7.2cm
 Painted colour : inner & outer :
 red+white colour painted
 between parallel lines
 Painted pattern : inner & outer :
 checked pattern with
 crosshatching
 Texture : clay
 Texture colour : light brownish
 Surface colour & finishing :
 wet smooth
 Place : SB-1163, SB-1153
 Remarks : Halaf
- 646. Bowl**
 Type : II-1
 Dimension :
 d; 22.0cm ϕ , h; >7.5cm
 Painted colour :
 inner & outer brownish red
 Painted pattern : outer; parallel
 lines+wave-like pattern,
 inner; tree-like pattern+semi-
 circle design
 Texture : clay
 Texture colour : brownish
 Surface colour & finishing :
 well, buff
 Place : SB-1179, 4d
 Remarks : 4-35
- 647. Bowl**
 Type : II-1
 Dimension :
 d; 22.0cm ϕ , h; >7.6cm
 Painted colour : out, brown,
 inner; greenish brown
 Painted pattern : outer; parallel
 lines+zigzag, inner;
 parallel lines+wavy-like design
 Texture : sandy clay
 Texture colour : buff
 Surface colour & finishing :
 well, buff
 Place : SB-1178, 4d
 Remarks : 4-37
- 648. Bowl**
 Type : II-1
 Dimension :
 d; 20.0cm ϕ , h; >6.0cm
 Painted colour : red, inner; brown
 Painted pattern : inner; circle design
 with crosshatching+parallel
 lines, outer; parallel lines
 Texture : clay
 Texture colour : brown
 Surface colour & finishing :
 inner; whitish slip, outer; wet
 smooth, light brown
 Place : SB-1176, 4d
- Remarks : Halaf
- 649. Bowl**
 Type : I-1
 Dimension :
 d; 20.0cm ϕ , h; >6.4cm
 Painted colour : inner & outer,
 brown + violet
 Painted pattern : outer; parallel
 lines+wave-like pattern,
 inner; parallel lines+oblique lines
 Texture : clay
 Texture colour : brownish
 Surface colour & finishing : inner
 & outercream slip,
 hole for repairing
 Place : SB-1179, 4d
 Remarks : 4-210
- 650. Bowl**
 Type : II-2 ?
 Dimension :
 d; 24.0cm ϕ , h; >4.0cm
 Painted colour : inner & outer ;
 black
 Painted pattern : outer; wave-like
 pattern+parallel lines,
 inner; vertical lines
 Texture : clay
 Texture colour : buff
 Surface colour & finishing :
 cream slip
 Place : IX-9, 4e
 Remarks :
- 651. Bowl**
 Type : II-1
 Dimension :
 d; 20.0cm ϕ , h; >5.0cm
 Painted colour :
 inner; black, outer; dark brown
 Painted pattern : inner; dotted
 lines+checked pattern with
 crosshatching, outer; checked
 pattern with crosshatching
 Texture : clay
 Texture colour : brownish
 Surface colour & finishing :
 inner & outercream slip
 Place : SB-1183, 4d
 Remarks : 4-53
- 652. Bowl**
 Type : II-1
 Dimension :
 d; 18.0cm ϕ , h; >4.3cm
 Painted colour : black
 Painted pattern : inner & outer ;
 bird motif X+parallel lines
 Texture : clay
 Texture colour : light brownish
 Surface colour & finishing :
 cream slip ? eroded
 Place : SB-1177, 4d
 Remarks : Halaf
- 653. Bowl**
 Type : II-4
 Dimension :
 d; 16.0cm ϕ , h; >5.2cm
 Painted colour :
 inner; red, outer; red + black
 Painted pattern : outer; parallel
 lines+wave-like pattern,
 inner; parallel lines+wave-like
 pattern X
 Texture : clay
 Texture colour : light brown
 Surface colour & finishing :
- Place : SB-1046, 4c
 Remarks : Halaf
- 654. Bowl**
 Type : II-1
 Dimension : d; cm ϕ , h; >7.5cm
 Painted colour : reddish black
 Painted pattern : out ; checked
 pattern, ins ; bird motif+
 wave-like pattern
 Texture : clay
 Texture colour : light brown
 Surface colour & finishing :
 inner & outer ; cream slip
 Place : SB-1178, 4d
 Remarks : Halaf
- 655. Bowl**
 Type : II-2 ?
 Dimension : d; cm ϕ , h; >7.5cm
 Painted colour : inner & outer ;
 brownish red + white
 Painted pattern : outer; zigzag+
 dotted line+parallel lines,
 inner; zigzag+checked pattern+
 dotted lines
 Texture : clay
 Texture colour : reddish
 Surface colour & finishing :
 cream slip
 Place : IX-9, level 4 ?
 Remarks :
- 656. Bowl**
 Type : II-2
 Dimension : d; cm ϕ , h; >4.0cm
 Painted colour :
 inner & outerbrown
 Painted pattern : outer; parallel
 lines, ins:zigzag
 Texture : clay
 Texture colour : buff
 Surface colour & finishing :
 cream slip
 Place : SB-1114, 4b
 Remarks : Halaf
- 657. Fragment of bowl**
 Type : II-1 ?
 Dimension : d; cm ϕ , h; >4.0cm
 Painted colour : inner & outer ;
 brownish red + white + black
 Painted pattern : outer; zigzag+
 dotted line, inner; zigzag+
 dotted line+parallel lines
 Texture : clay
 Texture colour : buff
 Surface colour & finishing :
 cream slip
 Place : IX-9, 4d
 Remarks :
- 658. Bowl**
 Type : II-2
 Dimension : d; 10.0cm ϕ , h; 3.0cm
 Painted colour : red
 Painted pattern : outer; parallel
 lines, inner; chevron
 Texture : clay
 Texture colour : brownish
 Surface colour & finishing :
 inner; cream slip, out:wet smooth
 Place : SB-1126, 4a
 Remarks : Halaf

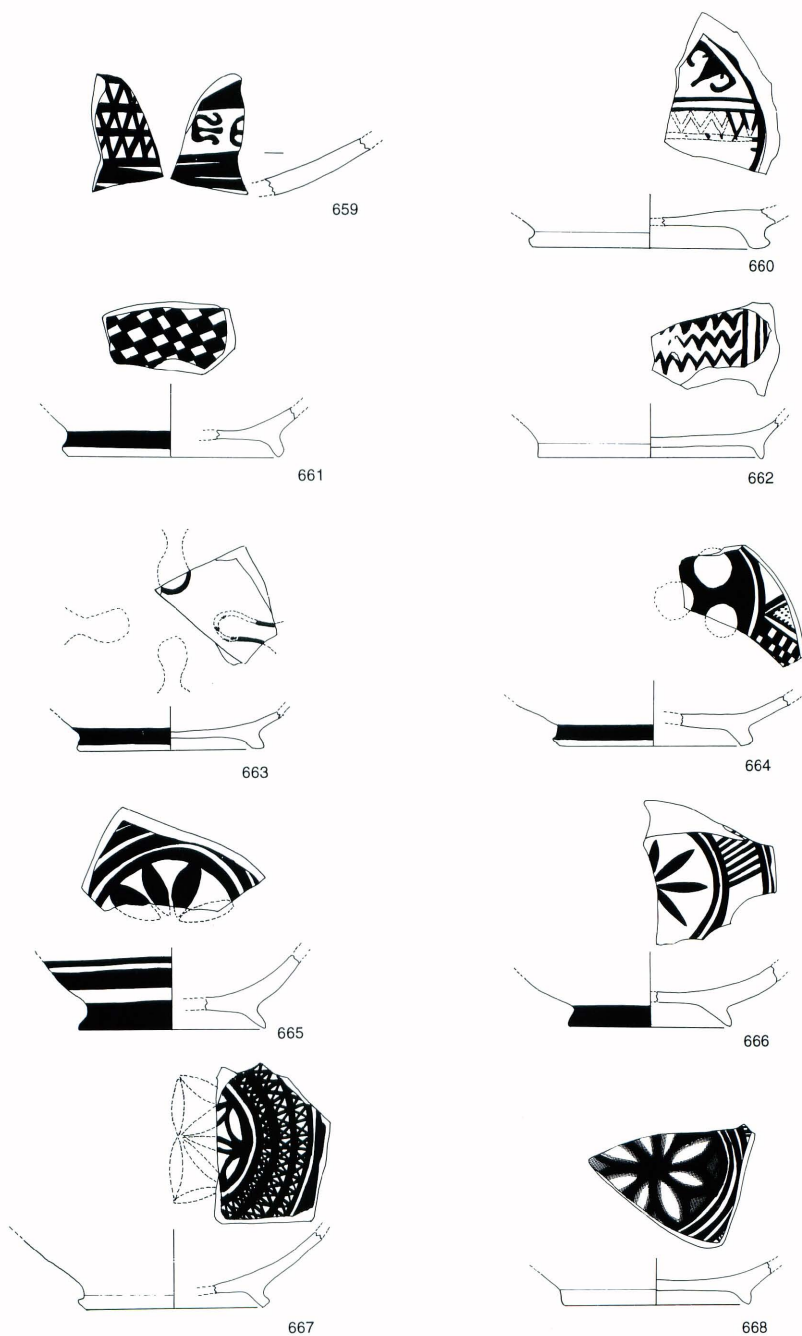


Fig.105 Pottery, level IV

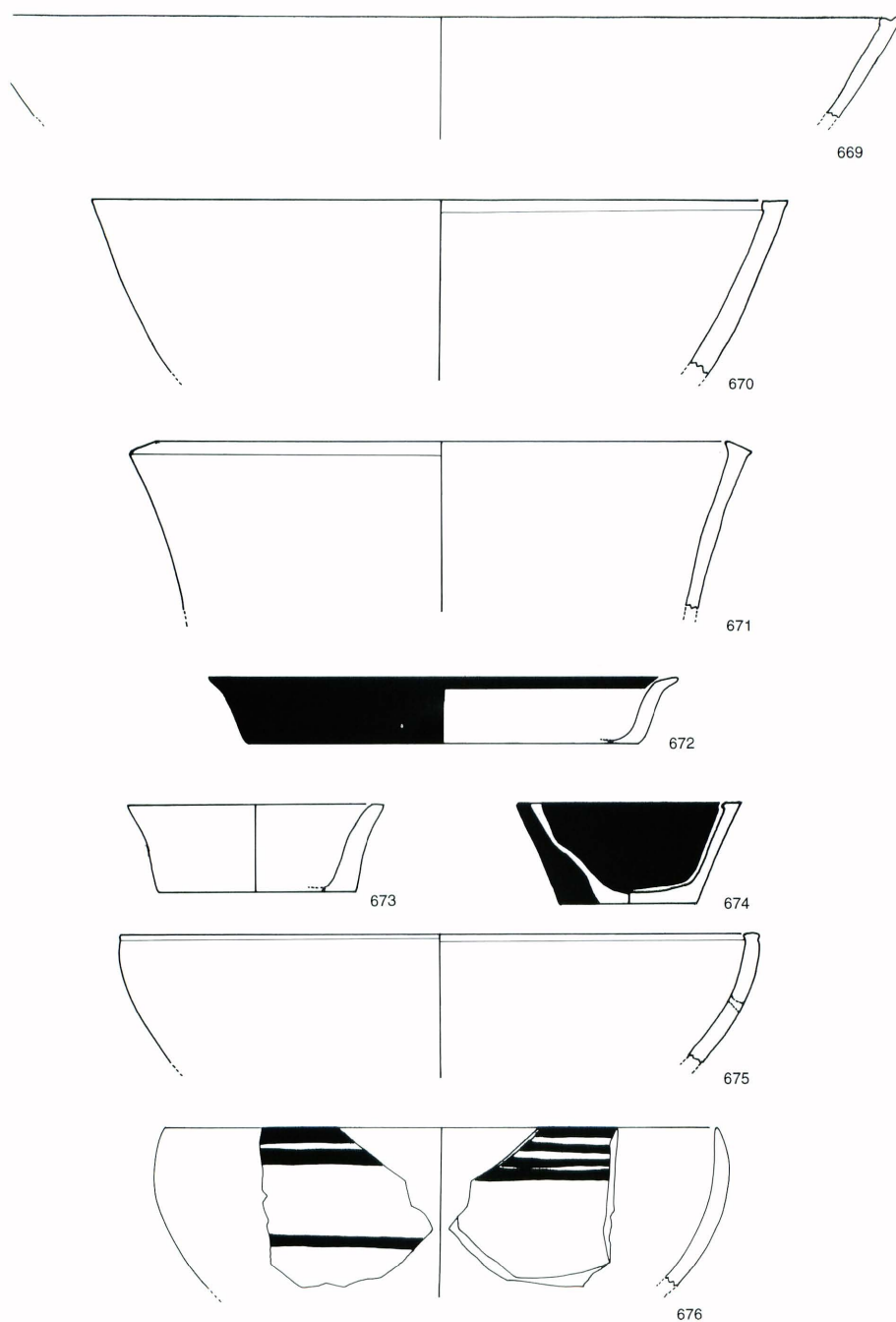


Fig.106 Pottery, level IV

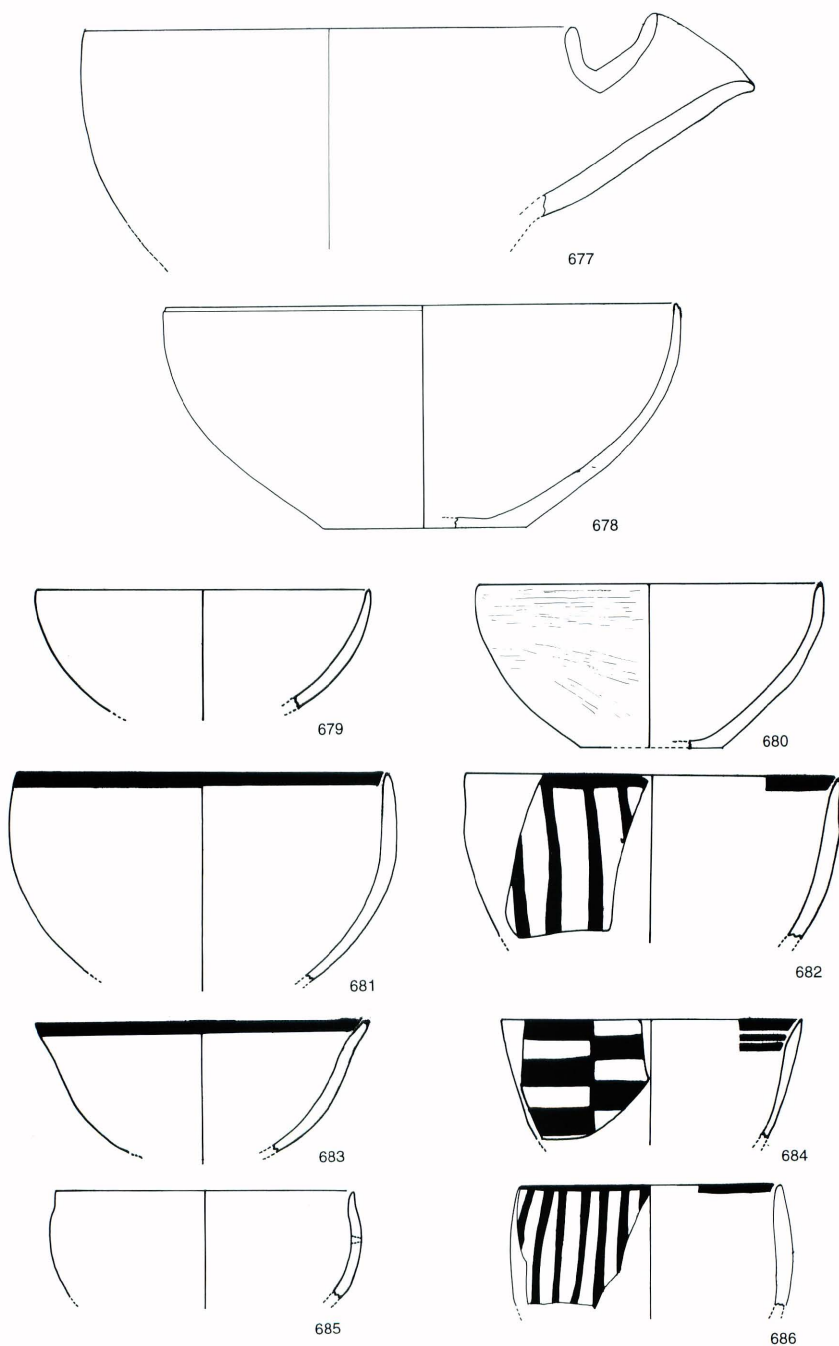


Fig.107 Pottery, level IV

677. Bowl with spout

Type : III-1
 Dimension : d; 26.0cm, h; >10.0cm
 Painted colour : none
 Painted pattern : none
 Texture : small sand
 Texture colour : light brownish
 Surface colour & finishing : light reddish, eroded
 Place : SB-1728
 Remarks :

678. Bowl

Type : III-1
 Dimension : d:28.0cm ϕ , h; 12.0cm
 Painted colour : none
 Painted pattern : none
 Texture : sandy clay
 Texture colour : buff
 Surface colour & finishing :
 stroking and washing
 Place : SB-1097, 4 a , in pit
 Remarks :

679. Bowl

Type : II-1
 Dimension : d; 18.0cm ϕ , h; >6.5cm
 Painted colour : none
 Painted pattern : none
 Texture : clay
 Texture colour : buff
 Surface colour & finishing : wet smooth
 Place : SB-1126, 4a
 Remarks : Halaf

680. Bowl

Type : III-1
 Dimension : d; 19.0cm ϕ , h; 8.7cm
 Painted colour : none
 Painted pattern : none
 Texture : clay
 Texture colour : brownish
 Surface colour & finishing :
 inner & outer:cream slip
 Place : SB-1183, 4d
 Remarks : 4-105

681. Bowl

Type : III-1
 Dimension : d; 20.0cm ϕ , h; >11.3cm
 Painted colour : reddish
 Painted pattern : inner & outer rim; single band
 Texture : clay included white sand
 Texture colour : light brown
 Surface colour & finishing : cream slip
 Place : SB-1126, 4a
 Remarks : Halaf

682. Bowl

Type : I-1
 Dimension : d; 20.0cm ϕ , h; >8.7cm
 Painted colour : clay
 Painted pattern : vertical parallel lines
 Texture : clay
 Texture colour : red
 Surface colour & finishing : well, reddish
 Place : SB-1047, 4d
 Remarks : 4-212

683. Bowl

Type : II-2
 Dimension : d; 18.0cm ϕ , h; >7.0cm
 Painted colour : brownish red
 Painted pattern : inner & outer rim; single band
 Texture : clay
 Texture colour : light reddish
 Surface colour & finishing : wet smooth
 Place : SB-1046, 4c
 Remarks : Halaf

684. Bowl

Type : I-1
 Dimension : d; 16.0cm ϕ , h; >6.0cm
 Painted colour : inner & outer; black
 Painted pattern : inner; parallel lines,
 outer; checked pattern
 Texture : clay
 Texture colour : greenish
 Surface colour & finishing : well, buff
 Place : SB-1173, 4d
 Remarks : 4-205

685. Bowl

Type : III-1
 Dimension : d; 16.0cm ϕ , h; >6.0cm
 Painted colour : none
 Painted pattern : none
 Texture : clay
 Texture colour : buff
 Surface colour & finishing :
 inner; slip, greenish, outer; greenish
 Place : SB-1159, 4d
 Remarks : 4-154, Halaf

686. Deep bowl

Type : III-4
 Dimension : d; 14.0cm ϕ , h; >6.5cm
 Painted colour : brownish
 Painted pattern : vertical lines
 Texture : clay
 Texture colour : light brownish
 Surface colour & finishing : outer; cream slip
 Place : SB-1171, 4c
 Remarks : Halaf

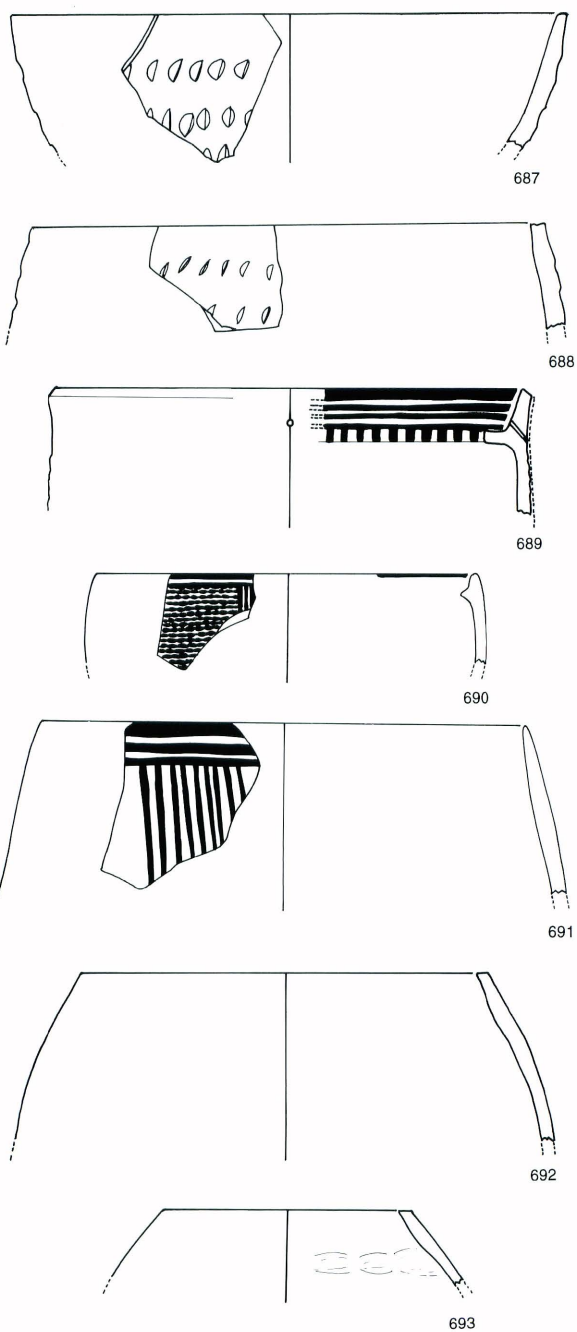


Fig.108 Pottery, level IV

687. Bowl

Type : III-1
 Dimension : d; 30.0cm ϕ , h; >7.5cm
 Painted colour : none
 Painted pattern : finger-nail impression
 Texture : clay included white sand
 Texture colour : brownish
 Surface colour & finishing : well, whitish
 Place : SB-1173, 4d
 Remarks : 4-173

688. Bowl

Type : III-1
 Dimension : d; 28.0cm ϕ , h; >5.5cm
 Painted colour : none
 Painted pattern : finger-nail impression
 Texture : clay included white sand
 Texture colour : buff
 Surface colour & finishing : well, buff, eroded
 Place : SB-1185, 4d
 Remarks : 4-176

689. Jar

Type : V-3
 Dimension : d; 26.0cm ϕ , h; >6.5cm
 Painted colour : red
 Painted pattern : outer; eroded, inner; parallel lines
 Texture : clay
 Texture colour : brownish
 Surface colour & finishing : outer; eroded, inner; cream slip
 Place : SB-1183, 4d
 Remarks : 4-452

690. Jar

Type : V-3
 Dimension : d; 20.0cm ϕ , h; >4.7cm
 Painted colour : red
 Painted pattern : wave-like pattern
 Texture : clay
 Texture colour : light brownish
 Surface colour & finishing : outer; white slip, inner; light brownish, wet smooth
 Place : SB-841
 Remarks :

691. Jar

Type : III-1
 Dimension : d; 24.0cm ϕ , h; >9.3cm
 Painted colour : brown(eroded)
 Painted pattern : vertical lines
 Texture : clay
 Texture colour : greenish
 Surface colour & finishing : well, greenish
 Place : SB-1188
 Remarks : 4-163

692. Jar

Type : V-1
 Dimension : d; 22.0cm ϕ , h; >9.0cm
 Painted colour : none
 Painted pattern : none
 Texture : clay
 Texture colour : greenish
 Surface colour & finishing : wet smooth
 Place : SB-1171, 4c
 Remarks : Halaf

693. Jar

Type : V-1
 Dimension : d; 13.5cm ϕ , h; >4.2cm
 Painted colour : none
 Painted pattern : none
 Texture : clay
 Texture colour : buff
 Surface colour & finishing : buff
 Place : Sb-1178, 4d
 Remarks : 4-312

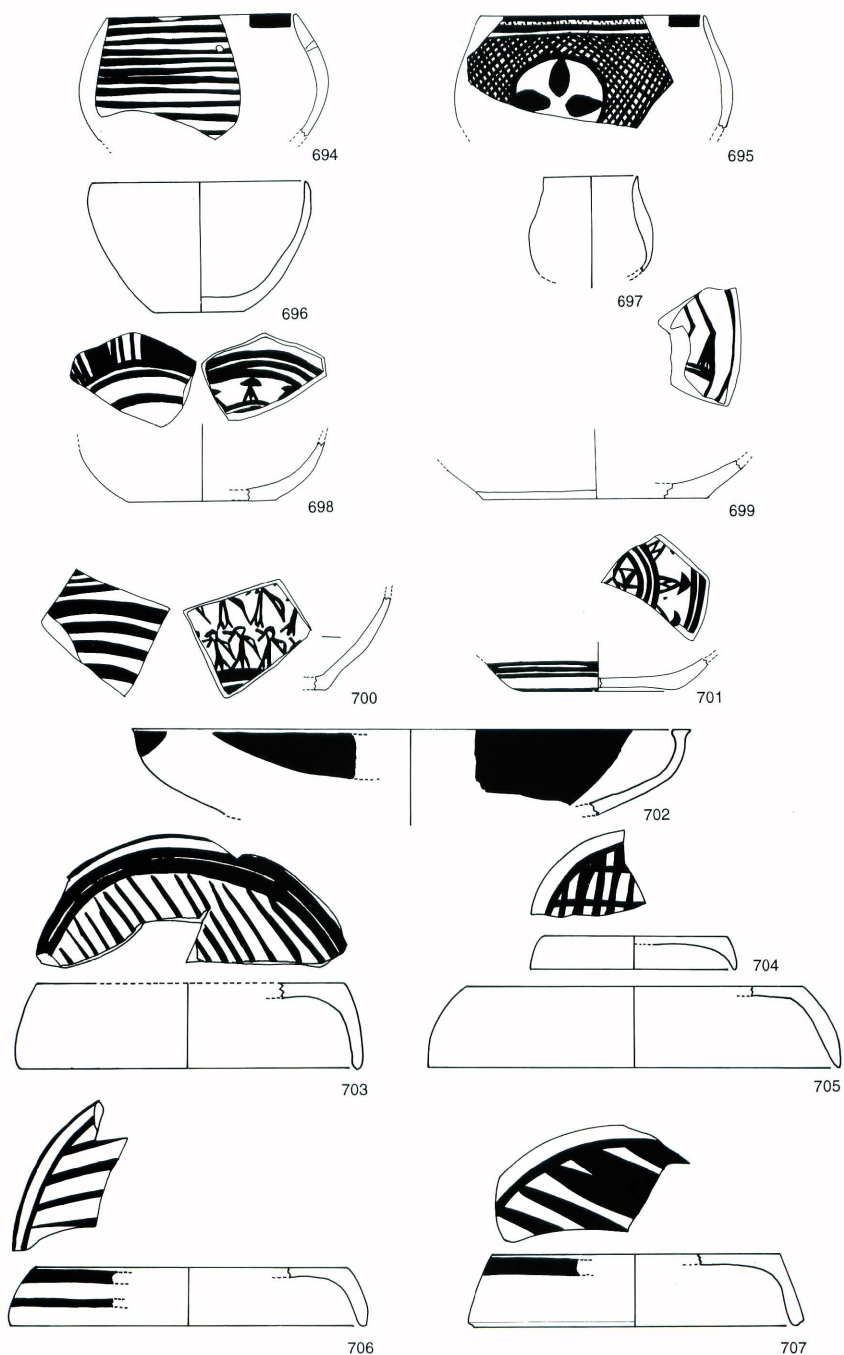


Fig.109 Pottery, level IV

694. Bowl

Type : III-1
 Dimension : d; 10.0cm ϵ , h; >6.5cm
 Painted colour : red
 Painted pattern : parallel lines
 Texture : clay
 Texture colour : reddish
 Surface colour & finishing : well, outer; brown, inner; reddish
 Place : SB-1166,
 Remarks : 4-200, a hole near rim

695. Bowl

Type : III-4
 Dimension : d; 12.0cm ϵ , h; >6.0cm
 Painted colour : inner & outer
 Painted pattern : rosette pattern + crosshatching
 Texture : clay
 Texture colour : balckish
 Surface colour & finishing : outer; cream slip, inner; well, buff
 Place : SB-1178, 1187, 4d
 Remarks : similler with 4-165 and 4-148

696. Bowl

Type : III-4
 Dimension : d; 12.0cm ϵ , h; 7.0cm
 Painted colour : none
 Painted pattern : none
 Texture : clay (little sponge-like paste)
 Texture colour : reddish brown
 Surface colour & finishing : wet smooth
 Place : SB-1169, 4b
 Remarks : Halaf

697. Jar

Type : V-2
 Dimension : d; 5.0cm ϵ , h; >5.0cm
 Painted colour : red
 Painted pattern : unknown
 Texture : clay
 Texture colour : brown
 Surface colour & finishing : well, buff
 Place : SB-1183, 4d
 Remarks : 4-568

698. Base of bowl

Type : III-1 ?
 Dimension : base d; 8.0cm ϵ , h; >3.0cm
 Painted colour : inner & outer ; brownish red, and red.
 Painted pattern : outer; parallel lines,
 inner; bird motif+parallel lines
 Texture : clay
 Texture colour : brownish
 Surface colour & finishing : inner & outercream slip
 Place : SB-1173,
 Remarks : Halaf

699. Base of bowl

Type :
 Dimension : base d; 12.0cm ϵ , h; >20.0cm
 Painted colour : inner; blackish brown, outer; red
 Painted pattern : inner; bird motif, outer; parallel lines
 Texture : sandy clay
 Texture colour : brownish
 Surface colour & finishing : inner & outercream slip
 Place : 4d
 Remarks :

700. Base of bowl

Type : II-
 Dimension : d; , h; >5.0cm
 Painted colour : red
 Painted pattern : outer; parallel lines, inner; bird motif
 Texture : clay
 Texture colour : brownish and reddish
 Surface colour & finishing :
 outer; cream slip, inner; reddish, wet smooth
 Place : SB-841
 Remarks :

701. Base of bowl

Type : II-1 ?
 Dimension : base d; 8.0cm ϵ , h; >1.5cm
 Painted colour : inner & outer; orange
 Painted pattern : bird motif+concentrated circle pattern
 Texture : clay
 Texture colour : brown
 Surface colour & finishing : inner; cream slip, outer; buff
 Place : 4d
 Remarks : Halaf

702. Bowl

Type : IV-1
 Dimension : d; 30.0cm ϵ , h; >4.5cm
 Painted colour : outer; reddish brown, inner; dark brown
 Painted pattern : outer; semi-circle, inner; painted all surface
 Texture : clay
 Texture colour : brownish
 Surface colour & finishing :
 outer; well, brownish, inner; cream slip
 Place : SB-1159, 4d
 Remarks : 4-193

703. Lid

Type : IV-2
 Dimension : d; 18.0cm, h; 4.5cm
 Painted colour : red
 Painted pattern : oblique lines
 Texture : clay
 Texture colour : reddish
 Surface colour & finishing :
 outer; cream slip, inner; wet smooth
 Place : SB-839
 Remarks :

704. Lid

Type : IV-2
 Dimension : d; 11.0cm ϵ , h; >1.8cm
 Painted colour : red
 Painted pattern : checked pattern
 Texture : clay
 Texture colour : brownish
 Surface colour & finishing : wet smooth
 Place : SB-1035, 4a
 Remarks : Halaf

705. Lid

Type : IV-2
 Dimension : d; 22.0cm ϵ , h; 4.2cm
 Painted colour : none
 Painted pattern : none
 Texture : clay
 Texture colour : brown
 Surface colour & finishing : cream slip
 Place : SB-1188, 4d
 Remarks : 4-245

706. Lid

Type : IV-2
 Dimension : d; 19.0cm ϵ , h; 3.2cm
 Painted colour : red (7.5R 3.5-4/10-11)
 Painted pattern : parallel lines
 Texture : clay
 Texture colour : reddish brown (7.5R 5.5-6/9-10)
 Surface colour & finishing : inner & outer ; cream slip
 (10R 9/1)
 Place : SB-1168, 4b
 Remarks : Halaf

707. Lid

Type : IV-2
 Dimension : d; 18.0cm ϵ , h; 4.0cm
 Painted colour : brownish red
 Painted pattern : parallel lines
 Texture : clay
 Texture colour : light brownish
 Surface colour & finishing : wet smooth, groove on the rim
 Place : SB-1171, 4c
 Remarks : Halaf

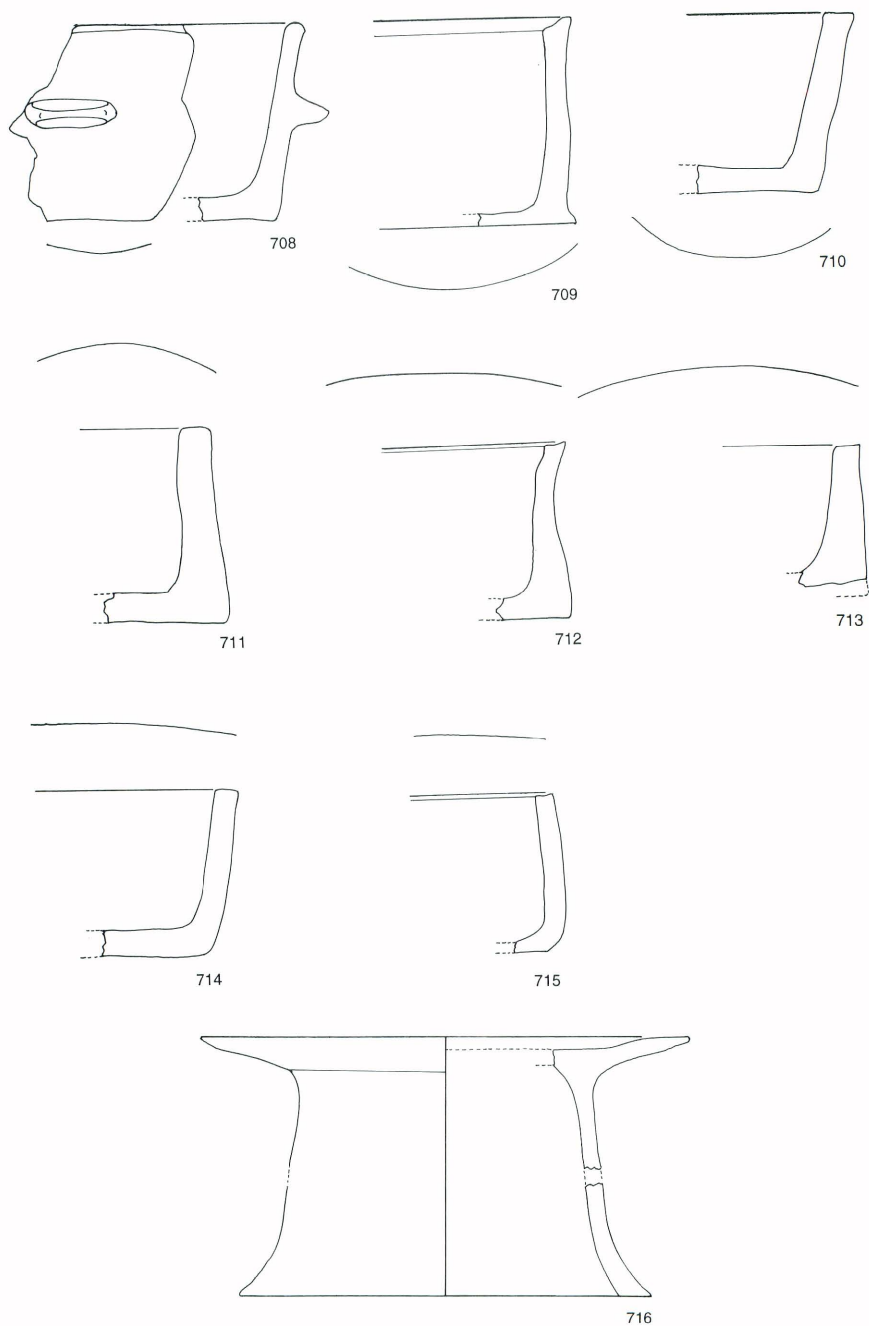


Fig.110 Pottery, level IV

708. Bowl with lug

Type : VI-1
 Dimension : d; 20.0cm ϕ , h; 10.5cm
 Painted colour : none
 Painted pattern : none
 Texture : clay included chaff temper
 Texture colour : green
 Surface colour & finishing : well, greenish
 Place : SB-1178, 4d
 Remarks : 4-491

709. Bowl

Type : VI-1
 Dimension : d; 34.0cm ϕ , h; 11.0cm
 Painted colour : none
 Painted pattern : none
 Texture : sandy clay included chaff temper
 Texture colour : greenish
 Surface colour & finishing : well, buff
 Place : VI-7, in situ on the virgin soil
 Remarks : 4-583

710. Bowl

Type : VI-1
 Dimension : d; 34.0cm ϕ , h; 9.5cm
 Painted colour : none
 Painted pattern : none
 Texture : sandy clay included chaff temper
 Texture colour : buff
 Surface colour & finishing : well, buff
 Place : VI-7, in situ on the virgin soil
 Remarks : 4-586

711. Bowl

Type : VI-1
 Dimension : d; 26.0cm ϕ , h; 10.5cm
 Painted colour : none
 Painted pattern : none
 Texture : clay included chaff temper
 Texture colour : buff
 Surface colour & finishing : well, buff
 Place : SB-1047, 4d
 Remarks : 4-479

712. Bowl

Type : VI-3
 Dimension : d; 50.cm ϕ , h; 9.3cm
 Painted colour : none
 Painted pattern : none
 Texture : clay included chaff temper
 Texture colour : buff
 Surface colour & finishing : well buff
 Place : SB-1178,
 Remarks : 4-482

713. Bowl

Type : VI-1
 Dimension : d; 42.0cm ϕ , h; >7.5cm ~8.0cm
 Painted colour : none
 Painted pattern : none
 Texture : clay included chaff temper
 Texture colour : brownish
 Surface colour & finishing : well, buff
 Place : 4d
 Remarks : 4-589

714. Bowl

Type : VI-3
 Dimension : d; 70.0cm ϕ ? , h; 9.0cm
 Painted colour : none
 Painted pattern : none
 Texture : sandy clay included chaff temper
 Texture colour : grey
 Surface colour & finishing : well, brownish
 Place : 4d
 Remarks : 4-594

715. Bowl

Type : VI-3?
 Dimension : d; 65.0cm ϕ ? h; 8.5cm
 Painted colour : none
 Painted pattern : none
 Texture : clay included chaff temper
 Texture colour : brownish
 Surface colour & finishing : brownish
 Place : SB-1159, 4d
 Remarks : 4-492

716. Plate with stand

Type :
 Dimension : d; 26.5cm ϕ , h; 14.0cm?
 Painted colour : none
 Painted pattern : none
 Texture : sandy clay
 Texture colour : brownish
 Surface colour & finishing : well, buff
 Place : SB-1173, 4d
 Remarks : 4-476

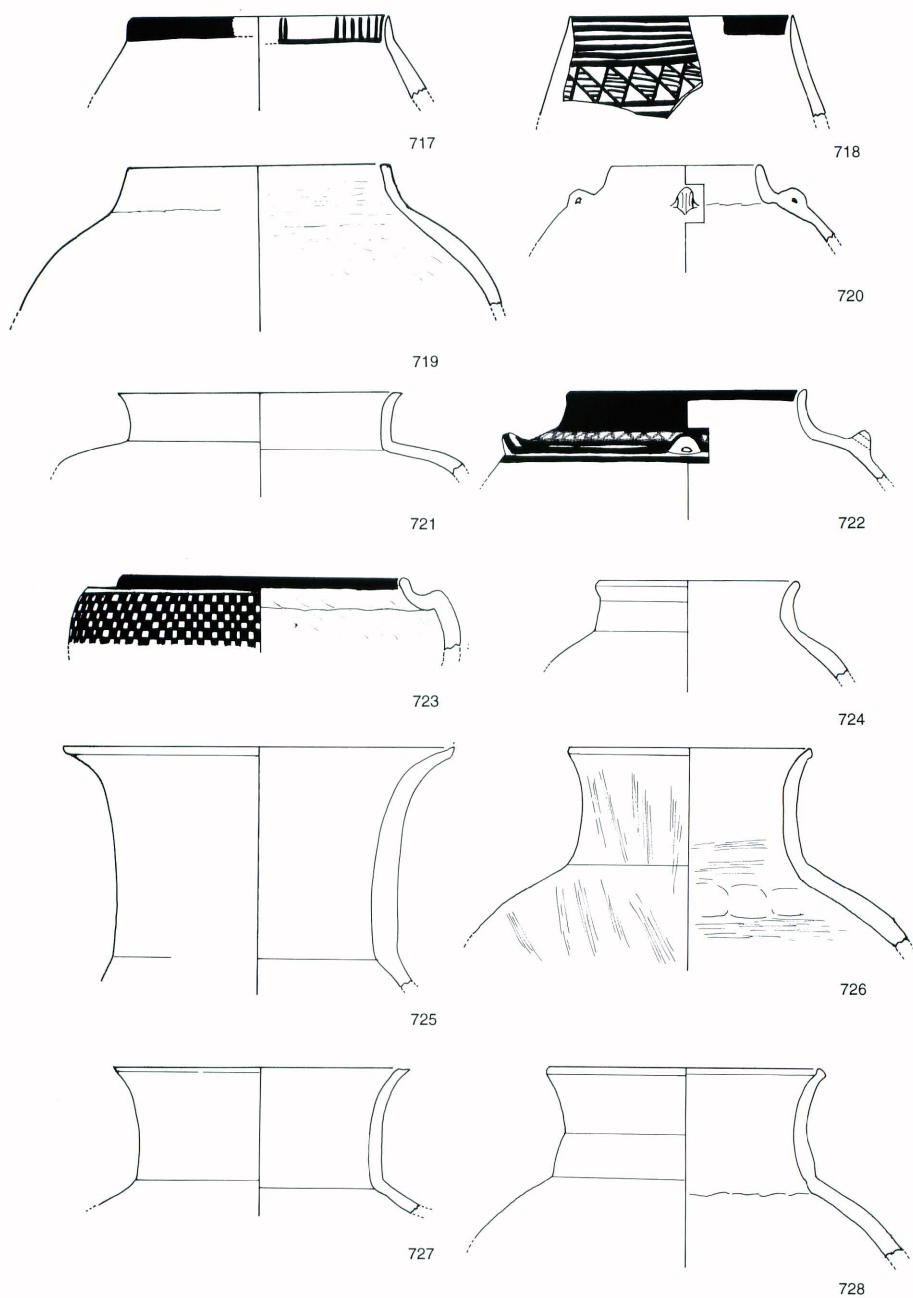


Fig.111 Pottery, level IV

717. Jar

Type : V-2
Dimension : d; 14.0cm ϕ , h; >4.0cm
Painted colour : inner & outerred
Painted pattern : outer; single band,
inner; vertical short lines
Texture : clay
Texture colour : brownish
Surface colour & finishing :
outer; cream slip, ins ; well, cream
Place : SB-1183
Remarks : 4-322

718. Jar or deep bowl

Type : V-2
Dimension : d; 12.0cm ϕ , h; >5.5cm
Painted colour : red
Painted pattern : diagonal pattern with oblique lines+
parallel lines
Texture : clay
Texture colour : reddish
Surface colour & finishing : outer; reddish(eroded),
inner; creamy wet smooth
Place : SB-739
Remarks :

719. Jar

Type : V-4
Dimension : d; 14.0cm ϕ , h; >6.5cm
Painted colour : none
Painted pattern : none
Texture : clay included white colour sand
Texture colour : brownish
Surface colour & finishing : well, buff
Place : SB-1173, 4d
Remarks : 4-255

720. Jar

Type : V-14
Dimension : d; 8.0cm ϕ , h; >3.5cm
Painted colour : none
Painted pattern : none
Texture : clay included white sand
Texture colour : reddish
Surface colour & finishing :
outer; wellcream, inner; wellreddish
Place : SB-1176, 4d
Remarks : 4-297

721. Jar

Type : V-7
Dimension : d; 15.0cm ϕ , h; >4.5cm
Painted colour : reddish
Painted pattern : unknown
Texture : clay included white sand
Texture colour : brownish
Surface colour & finishing : well, brownish
Place : SB-1183.4d
Remarks : 4-337

722. Jar

Type : V-6
Dimension : d; 13.0cm ϕ , h; >4.7cm
Painted colour : brownish red + black
Painted pattern : zigzag+parallel lines
Texture : clay
Texture colour : buff
Surface colour & finishing : cream slip
Place : IX-9, 4e
Remarks :

723. Jar

Type : V-10
Dimension : d; 10.7cm ϕ , h; >3.7cm
Painted colour : brownish red
Painted pattern : checked pattern
Texture : clay
Texture colour : reddish
Surface colour & finishing : cream slip,
Place : IX-9, 4e
Remarks : a hole on the shoulder

724. Jar

Type : V-4
Dimension : d; 11.0cm ϕ , h; >6.0cm
Painted colour : none
Painted pattern : none
Texture : small sand
Texture colour : greenish
Surface colour & finishing : wet smooth
Place : SB-1040, 4a
Remarks : Halaf

725. Jar

Type : V-7
Dimension : d; 21.0cm ϕ , h; >13.0cm
Painted colour : none
Painted pattern : none
Texture : clay included white colour sand
Texture colour : brownish
Surface colour & finishing : well, cream
Place : SB-1179, 4d
Remarks : 4-272

726. Jar

Type : V-13
Dimension : d; 13.0cm ϕ , h; >10.5cm
Painted colour : none
Painted pattern : none
Texture : clay
Texture colour : buff
Surface colour & finishing : scraping with spatula
Place : SB-1115, 4b
Remarks : Halaf

727. Jar

Type : V-5
Dimension : d; 16.0cm ϕ , h; >7.5cm
Painted colour : none
Painted pattern : none
Texture : clay
Texture colour : greenish
Surface colour & finishing : well, buff
Place : SB-1047, 4d
Remarks : 4-263

728. Bowl

Type : V-13
Dimension : d; 15.0cm ϕ , h; >9.7cm
Painted colour : none
Painted pattern : none
Texture : clay
Texture colour : buff
Surface colour & finishing : well, buff
Place : SB-1182, 4d
Remarks : 4-478

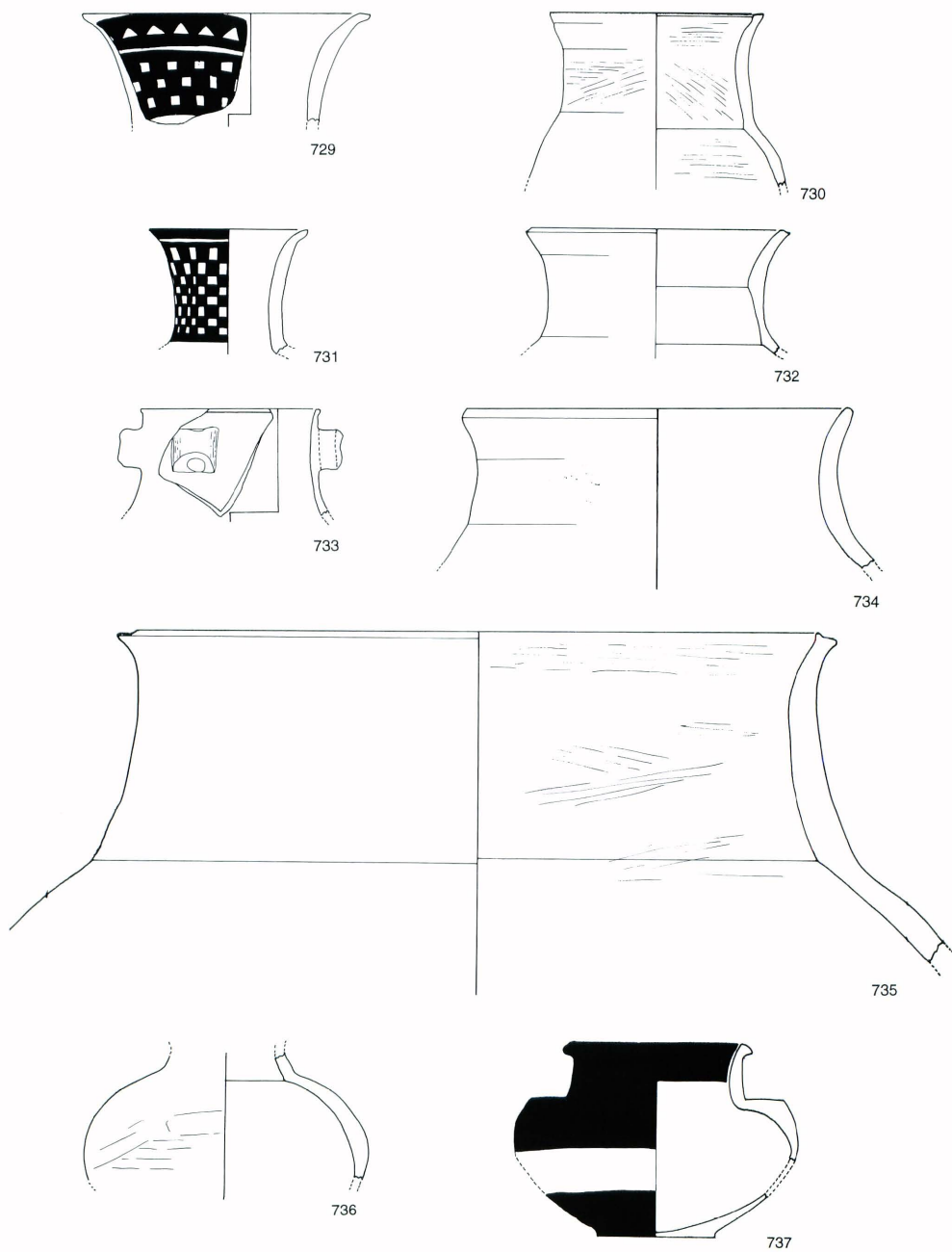


Fig.112 Pottery, level IV

729. Jar ?

Type : V-5 ?
 Dimension : d; 16.0cm ϕ , h; >6.0cm
 Painted colour : red
 Painted pattern : triangle pattern+checked pattern
 Texture : clay included white colour sand
 Texture colour : brown
 Surface colour & finishing : light brownish
 Place : SB-1171, 4c
 Remarks : Halaf

730. Jar

Type : V-13
 Dimension : d; 12.0cm ϕ , h; >9.5cm
 Painted colour : none
 Painted pattern : none
 Texture : clay included white colour sand
 Texture colour : buff
 Surface colour & finishing : well, buff
 Place : SB-1179, 4d
 Remarks : 4-316

731. Jar

Type : V-5
 Dimension : d; 9.0cm ϕ , h; >7.0cm
 Painted colour : black
 Painted pattern : checked pattern
 Texture : clay
 Texture colour : buff
 Surface colour & finishing : wet smooth
 Place : SB-1117, 4a
 Remarks : Halaf

732. Jar

Type : V-5
 Dimension : d; 15.0cm ϕ , h; >6.5cm
 Painted colour : none
 Painted pattern : none
 Texture : clay
 Texture colour : reddish
 Surface colour & finishing : wellreddish
 Place : SB-1184, 4d
 Remarks : 4-317

733. Jar

Type : V-5 ?
 Dimension : d; 10.0cm ϕ , h; >6.0cm
 Painted colour : none
 Painted pattern : none
 Texture : clay
 Texture colour : green
 Surface colour & finishing : well, buff
 Place : SB-1173, 4d
 Remarks : 4-313, lug with neck

734. Jar

Type : V-5
 Dimension : d; 22.0cm ϕ , h; >9.0cm
 Painted colour : none
 Painted pattern : none
 Texture : clay
 Texture colour : brownish
 Surface colour & finishing : well, brownish
 Place : SB-1173, 4d
 Remarks : 4-314

735. Jar

Type : V-13
 Dimension : d; 40.0cm ϕ , h; >18.0cm
 Painted colour : none
 Painted pattern : none
 Texture : sandy clay
 Texture colour : greenish
 Surface colour & finishing : well, buff
 Place : SB-1176, 4d
 Remarks : 4-447

736. Jar

Type : V-5 ?
 Dimension : neck d; 6.5cm ϕ , h; >7.0cm
 Painted colour : none
 Painted pattern : none
 Texture : clay
 Texture colour : buff
 Surface colour & finishing :
 wet smooth, inner; scraping with spatula
 Place : SB-1126, 4a
 Remarks : Halaf

737. jar

Type : V-7
 Dimension : d; 10.0cm, h; 11.0cm
 Painted colour : outer; red, inner; red
 Painted pattern : outer; painted all surface,
 inner; single band
 Texture : small sand
 Texture colour : brownish
 Surface colour & finishing :
 Place : SB-840
 Remarks :

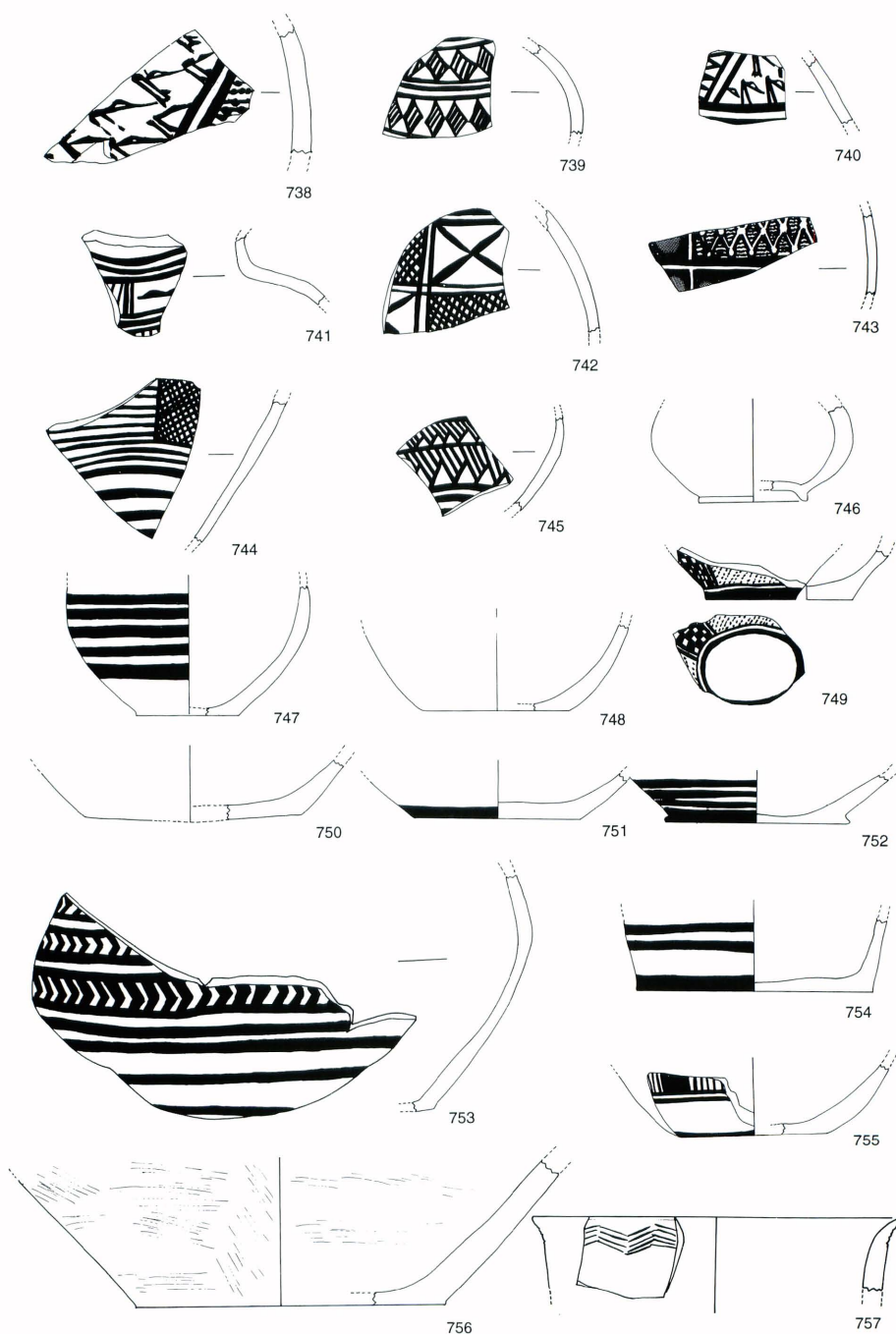


Fig.113 Pottery, level IV

- 738. Fragment of jar**
 Type :
 Dimension : d; cm ϵ , h; >6.5cm
 Painted colour : bird motif+wave-like pattern is brown and two parallel lines is light brown.
 Painted pattern :
 bird motif+wave-like pattern+parallel lines
 Texture : clay
 Texture colour : light brownish
 Surface colour & finishing : wet smooth
 Place : SB-1176, 4d
 Remarks : Halaf
- 739. Fragment of jar**
 Type : V-
 Dimension : max.body d; 16.0cm, h; >5.0cm
 Painted colour : dark violet
 Painted pattern : diagonal pattern with oblique lines
 Texture : sandy clay
 Texture colour : greenish
 Surface colour & finishing : outer; cream slip, inner; stroking greenish
 Place : SB-844
 Remarks :
- 740. Fragment of jar**
 Type : V-
 Dimension : d; , h; >3.5cm
 Painted colour : dark green
 Painted pattern : jar motif
 Texture : sandy clay
 Texture colour : light brownish
 Surface colour & finishing : outer; cream slip, inner; stroking, reddish
 Place : SB-686
 Remarks :
- 741. Jar**
 Type : V-5 or V-7
 Dimension : neck d; 10.0cm ϵ , h; >4.0cm
 Painted colour : brownish violet
 Painted pattern : parallel lines+
 Texture : clay
 Texture colour : violet
 Surface colour & finishing : outer; wet smooth
 Place : SB-1111, 4a
 Remarks : Halaf
- 742. Fragment of jar**
 Type :
 Dimension : d; cm ϵ , h; >6.5cm
 Painted colour : violet
 Painted pattern : checked pattern with crosshatching
 +rosette pattern or cross
 Texture : clay
 Texture colour : light brownish
 Surface colour & finishing : outer; cream slip
 Place : SB-1046, 4c
 Remarks : Halaf
- 743. Fragment of deep bowl**
 Type :
 Dimension : d; cm ϵ , h; >4.5cm
 Painted colour : black
 (7.5R 1.5-2/1-2) + white
 red (7.5R 3.5-4/9-10) + white
 Painted pattern : circle design + asterism pattern+wave-like pattern
 Texture : clay
 Texture colour : light brownish (2.5YR 8-8.5/2)
 Surface colour & finishing : wet smooth
 Place : SB-1167, 4b
 Remarks : Halaf
- 744. Fragment of deep bowl**
 Type :
 Dimension : d; cm ϵ , h; >7.5cm
 Painted colour : black + brown
 Painted pattern : parallel lines+ crosshatching
 Texture : clay
 Texture colour : buff
- Surface colour & finishing : outer; cream slip
 Place : SB-1046, 4c
 Remarks : Halaf
- 745. Fragment of bowl ?**
 Type :
 Dimension : body d; 10.0cm ϵ , h; >5.0cm
 Painted colour : red
 Painted pattern : negative triangle pattern with oblique lines
 Texture : clay
 Texture colour : reddish
 Surface colour & finishing : outer; cream slip
 Place : SB-1162, 4c
 Remarks : Halaf
- 746. Jar**
 Type :
 Dimension : base d; 6.0cm ϵ , h; >5.0cm
 Painted colour : none
 Painted pattern : none
 Texture : clay included white sand
 Texture colour : brown
 Surface colour & finishing : inner & outer ; buff, outer; wet smooth
 Place : 4d
 Remarks :
- 747. Bowl ?**
 Type :
 Dimension : d; 13.5cm ϵ , h; >7.0cm
 Painted colour : outer; violet
 Painted pattern : parallel lines
 Texture : clay
 Texture colour : buff
 Surface colour & finishing : inner & outer ; wet smooth, buff
 Place : 4d
 Remarks : Halaf
- 748. Base of jar ?**
 Type :
 Dimension : base d; 8.0cm ϵ , h; >4.5cm
 Painted colour : none
 Painted pattern : none
 Texture : clay
 Texture colour : brown
 Surface colour & finishing : outer; cream wet smooth, inner; buff
 Place : SB-1178
 Remarks : Halaf
- 749. Base of Jar ?**
 Type :
 Dimension : oval base; 5.0cm \times 4.0cm, h; >2.5cm
 Painted colour : red + dark brown
 Painted pattern : dotted line+checked pattern
 Texture : clay
 Texture colour : reddish
 Surface colour & finishing : scraping on the base, out; cream slip, ins. reddish
 Place : SB-1180, 4d
 Remarks : Halaf
- 750. Base of jar**
 Type :
 Dimension : d; 12.0cm ϵ , h; >3.0cm
 Painted colour : none
 Painted pattern : none
 Texture : sandy clay
 Texture colour : greenish
 Surface colour & finishing : buff
 Place : SB-1177
 Remarks : Halaf
- 751. Base of jar**
 Type :
 Dimension : d; 9.0cm ϵ , h; >2.0cm
 Painted colour : blackish brown
 Painted pattern : single band
 Texture : clay
 Texture colour : brown
 Surface colour & finishing : outer; light brown, wet smooth, inner; buff
- Place : SB-1176, 4d
 Remarks :
- 752. Base of jar**
 Type :
 Dimension : Base d; 10.0cm ϵ , h; >2.5cm
 Painted colour : dark violet
 Painted pattern : parallel lines
 Texture : clay
 Texture colour : buff
 Surface colour & finishing : outer; wet smooth, cream slip, inner; buff
 Place : 4d
 Remarks : Halaf
- 753. Base of jar**
 Type :
 Dimension : max.body d; 24.0cm ϵ , h; >13.0cm
 Painted colour : orange
 Painted pattern : chevron + parallel lines
 Texture : clay included white colour sand
 Texture colour : light brownish
 Surface colour & finishing : outer, inner; creamy slip
 Place : VII-6, south of kiln, big pit on the virgin soil, 4 d
 Remarks :
- 754. Base of jar ?**
 Type :
 Dimension : base d; 13.0cm ϵ , h; >4.0cm
 Painted colour : red
 Painted pattern : parallel band
 Texture : clay
 Texture colour : buff
 Surface colour & finishing : outer; reddish brown, inner; buff, scraping with spatula
 Place : 4d
 Remarks : Halaf
- 755. Base of jar**
 Type :
 Dimension : base d; 8.0cm ϵ , h; >3.5cm
 Painted colour : red
 Painted pattern : parallel lines+vertical lines
 Texture : sandy clay included white colour sand
 Texture colour : brown
 Surface colour & finishing : outer; light brown, wet smooth, inner; buff,
 Place : 4d
 Remarks : Halaf
- 756. Base of jar**
 Type :
 Dimension : base d; 17.0cm ϵ , h; >7.0cm
 Painted colour : none
 Painted pattern : none
 Texture : clay
 Texture colour : brown
 Surface colour & finishing : inner & outer; reddish brown, brush-mark finishing
 Place : 4d
 Remarks : Halaf
- 757. Bowl**
 Type : V-2 ?
 Dimension : d; 20.0cm ϵ , h; >4.0cm
 Painted colour : incision
 Painted pattern : zigzag
 Texture : small sand included black colour sand
 Texture colour : light brownish
 Surface colour & finishing : smooth, buff
 Place : SB-1029, on the virgin soil
 Remarks : Samaran incised pottery

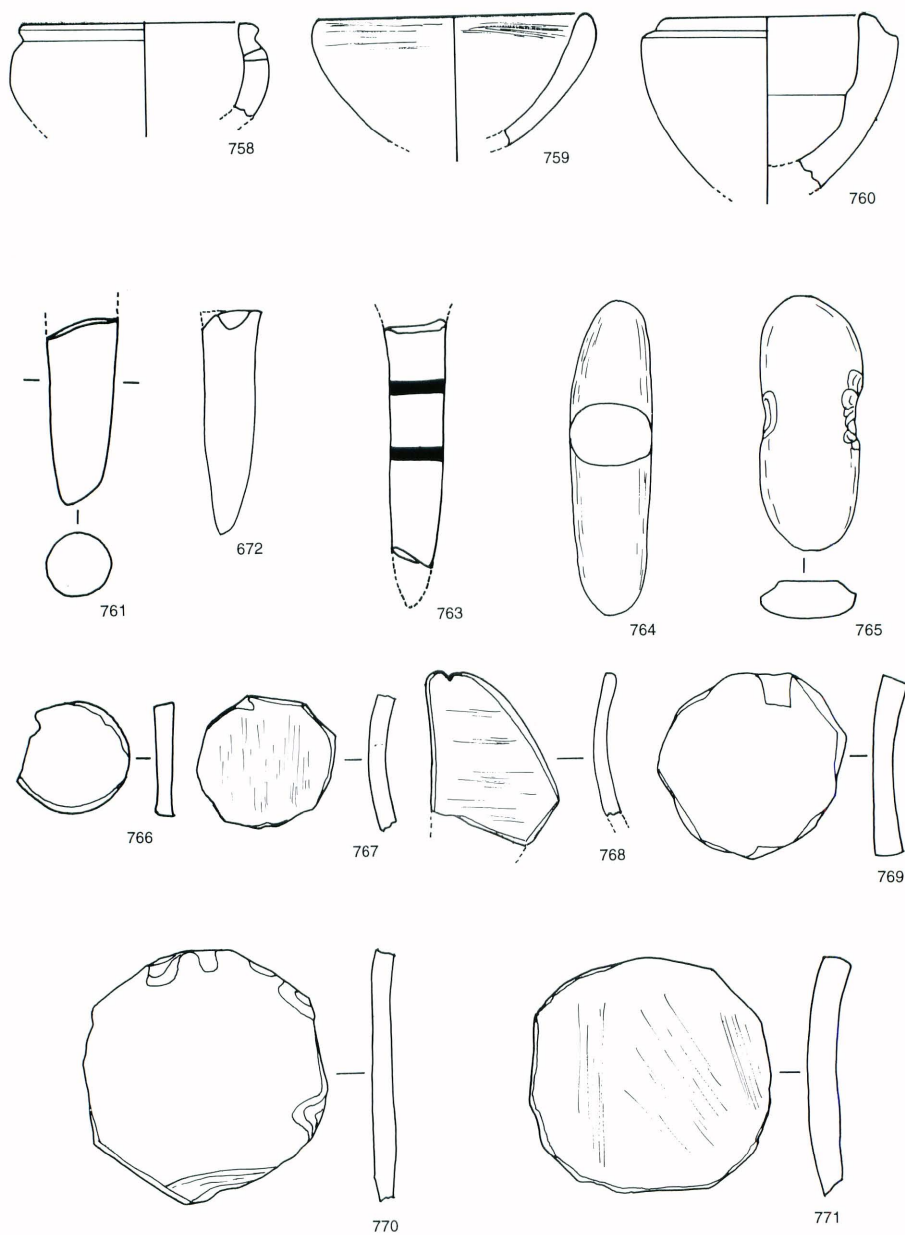


Fig.114 Small findings, level IV

758. Stone wessel

Dimention : d; 8.5cm, h; >3.5cm
 Material :
 Colour : with carbon
 Surface colour & finishing :
 Place : 4b
 Remarks : a hole for repairing

759. Stone wessel

Dimention : d; 10.0cm ϕ , h; >4.5cm
 Material : limestone
 Colour : white with pink
 Surface colour & finishing :
 Place : SB-1114, 4b
 Remarks :

760. Stone wessel

Dimention : d; 7.0cm, h; >6.0cm
 Material : limestone
 Colour : grey
 Surface colour & finishing :
 Place : SB-1138,
 Remarks : stone with fossil

761. Clay nail

Dimention : d;2.4cm, long:>6.5cm
 Painted design : none
 Painted colour : none
 Texture : clay
 Texture colour : brownish
 Surface colour & finishing : stroking
 Place : IX-9, 4e
 Remarks :

762. Clay nail

Dimention : 2.0cm ϕ , long; 8.0cm
 Painted design : none
 Texture : clay
 Texture colour : buff
 Surface colour & finishing :
 wet smooth, light brown
 Place : SB-1142, 4d
 Remarks :

763. Clay nail

Dimention : 1.1cm ϕ , long;8.2cm
 Painted colour : parallel linesbrown ?, eroded
 Texture : clay
 Texture colour : light brown
 Surface colour & finishing : eroded
 Place : 4d, VI-7, on the virgin soil
 Remarks :

764. Elongated pebble

Dimention : 3.0cm ϕ , long;11.0cm
 Material :
 Colour : black colour
 Surface colour & finishing : natural stone
 Place : SB-1150, 4a
 Remarks :

765. Chipped pebble

Dimention : 3.5cm \times 8.8cm, Thickness 1.3cm
 Material : limestone
 Colour : grey with black striped lines
 Surface colour & finishing :
 striking at middle of pebble
 Place : VI-7, 4d
 Remarks :

766. Pottery disk

Dimention : d; 3.7cm ϕ , thickness; 0.6cm
 Material : clay
 Colour : dark brown and black,
 Surface colour & finishing : grinding
 Place : XV-9, west trench, —20-50cm under the
 blue colour deposit
 Remarks : reused pottery vessel

767. Pottery disk

Dimention : d; 4.5cm ϕ , thickness; 0.5cm
 Painted pattern : none
 Texture : clay
 Texture colour : buff
 Surface colour & finishing : cutting
 Place : SB-1178,
 Remarks : reused pottery vessel

768. semi-disk

Dimention : 4.5cm \times >5.0cm, thickness; 0.4cm
 Painted pattern : none
 Texture : clay
 Texture colour :
 Surface colour & finishing :
 grinding, bursh-mark finishing
 Place : SB-1178
 Remarks : reused pottery vessel

769. Pottery disk

Dimention : d; 6.5cm ϕ , Thickness:0.7cm
 Painted pattern : none
 Texture : clay
 Texture colour : buff
 Surface colour & finishing, cutting and grinding
 Place : SB-1176
 Remarks : reused pottery vessel

770. Pottery disk

Dimention : d; 9.0cm ϕ , thickness; 0.8cm
 彩文 : none
 Texture : clay
 Texture colour : light brownish
 Surface colour & finishing : cutting
 Place : SB-1184, 4d
 Remarks :

771. Pottery disk

Dimention : d; 8.0cm ϕ , thickness; 1.0cm
 Painted pattern : none
 Texture : clay
 Texture colour : buff
 Surface colour & finishing : grinding
 Place : SB-1176
 Remarks :

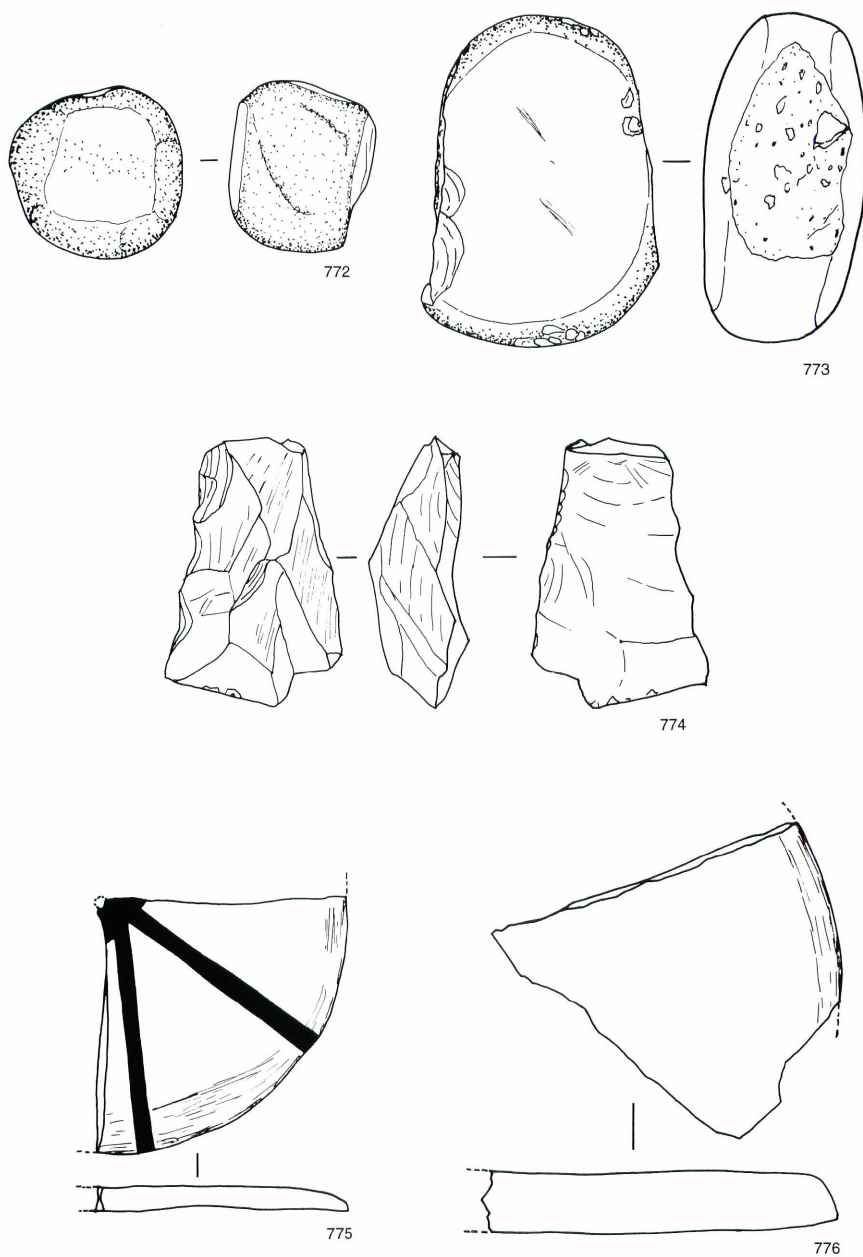


Fig.115 Small findings, level IV

772. Rubbing stone or hammer stone

Dimension : d; 6.0cm ϕ , Thickness; 5.0cm
 Material :
 Colour : dark green
 Surface colour & finishing : grinded and pounded
 Place : 4d
 Remarks :

773. Rubbingstone

Dimension : 11.7cm \times 8.0cm, thickness; 5.0cm
 Material : limestone
 Colour : white
 Surface colour & finishing : grinded and pounded
 Place : SB-1149, 4c
 Remarks :

774. Blank for polished axe

Dimension : 6.3cm \times 9.3cm, thickness; 3.0cm
 Material :
 Colour : violet and darkgreen and light brown
 Surface colour & finishing :
 Place : VI-7, 4 d
 Remarks :

775. Pottery disk

Type : Lid ?
 Dimension : 9.0cm ϕ (a queter part), Thickness; 0.8cm
 Paintted colour : red
 Texture : clay
 Texture colour : light brown
 Surface colour & finishing :
 Place : SB-1178, 4d
 Remarks : not reused pottery vessel

776. Pottery disk

Type : Lid?
 Dimension : d; 30.0cm ϕ , thickness; 2.2cm
 Painted colour : none
 Painted pattern : none
 Texture : sandy clay included chaff temper
 Texture colour : brownish
 Surface colour & finishing : well, brownish
 Place : VI-7, onthe virgin soil
 Remarks : 4-585

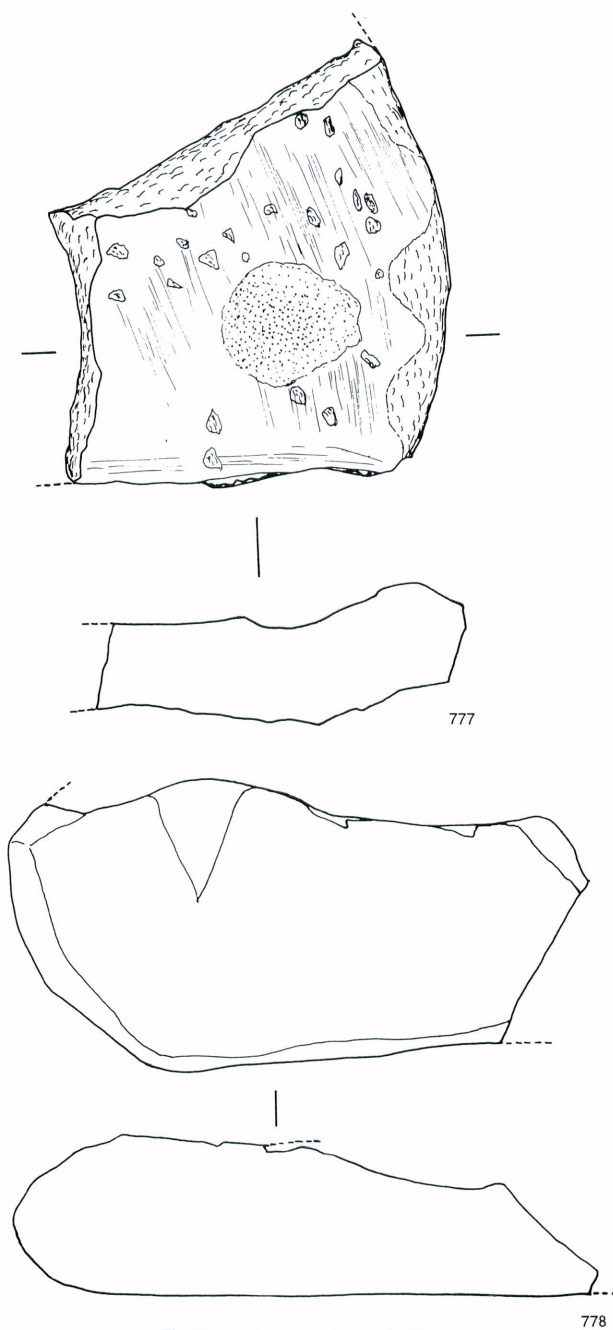


Fig.116 Ston objects, level IV

777. Quern

Dimention : 13.5cm × 15.0, thickness; 3.5cm
Material : sand stone
Colour : grey
Surface colour & finishing : grinded and pounded
Place : SB-1153, 4c
Remarks :

778. Quern

Dimention : 20.0cm × 10.0cm, thickness; 5.5cm
Material : limestone
Colour : grey with black
Surface colour & finishing : using natural surface
Place : SB-1170, 4c
Remarks :




Fig.117 Designs of the pottery, level IV

779. Bowl

Pottery type :
 Painted colour : inner ; dark brown + green
 Painted pattern : wave-like pattern
 Place : SB-, 4d
 Remarks :

780. Bowl

Pottery type :
 Painted colour : outer; brown
 Painted pattern : vertical lines+horizontal lines
 Place : SB-1271, 4d
 Remarks :

781. Bowl

Pottery type : II-
 Painted colour : outer; red, inner; brownish red
 Painted pattern :
 outer & inner; checked pattern+parallel lines
 Place : SB-, 4d
 Remarks :

782. Bowl

Pottery type : V-
 Painted colour : outer; black
 Painted pattern : outer; negative semi-circle
 design with oblique lines+parallel lines
 Place : SB-, 4d
 Remarks :

783. Bowl

Pottery type : II-
 Painted colour : outer; brownish red
 inner; blackish brown
 Painted pattern : outer; zigzag lines,
 inner; diagonal design with
 crosshatching+parallel lines
 Place : SB-1173, 4d
 Remarks :

784. Bowl

Pottery type : II-
 Painted colour :
 outer; blackish brown, inner; black
 Painted pattern : outer; parallel
 lines, inner; chevron pattern
 Place : SB-, 4d
 Remarks :

785. Bowl

Pottery type : II-1
 Painted colour : outer; red, inner; red
 Painted pattern : outer & inner; checked pattern
 with crosshatching+parallel lines
 Place : SB-1178, 4d
 Remarks :

786. Bowl

Pottery type : II-
 Painted colour : outer; reddish violet + brownish
 red + white, inner; reddish violet + dark
 violet + white
 Painted pattern : outer; zigzag pattern+parallel
 lines+dotted lines, inner; zigzag
 pattern+checked pattern+dotted lines
 Place : SB-1178
 Remarks :

787. Bowl

Pottery type : II-
 Painted colour : outer; brownish red
 inner; brownish red
 Painted pattern : outer & inner; checked pattern
 with crosshatching
 Place : SB-1177
 Remarks :

788. Bowl

Pottery type : II-
 Painted colour : outer; ? inner; ?
 Painted pattern : outer; negative wave-line+
 small wave-like lines+parallel lines,
 inner; negative wave-line+small wave-
 like lines
 Place : SB-1178
 Remarks :

789. Bowl

Pottery type : II-
 Painted colour : outer & inner; red
 Painted pattern : outer & inner; circle pattern
 Place : SB-, 4d
 Remarks :

790. Bowl

Pottery type :
 Painted colour : outer; dark green
 Painted pattern : checked pattern with rosette
 motif and crosshatching+parallel lines
 Place : SB-, 4d
 Remarks :

791. Fragment of Jar

Incision : outer; goat motif
 texture : sandy clay
 Texture colour, reddish brown
 Finishing : outer; cream slip
 Place : XIV-9, -315cm-325cm
 Remarks : incised after made of the pottery

792. Fragment

Pottery type :
 Painted colour : outer?; black + dark brown +
 dark violet
 Painted pattern : bird motif+horizontal and
 vertical lines
 Place : SB V-7, north of the kiln, 4 d, on the
 virgin soil
 Remarks :

793. Bowl

Pottery type :
 Painted colour : outer ; brownish red
 Painted pattern : bird motif+crosshatching+oval
 design
 Place : SB-, 4d
 Remarks :

794. Bowl

Pottery type : II-
 Painted colour : outer & inner; red
 Painted pattern : outer; parallel lines,
 inner; bucranium+parallel lines
 Place : SB-, 4d
 Remarks :

795. Bowl

Pottery type : II-1
 Painted colour : outer; blackish brown,
 inner; brownish black
 Painted pattern : outer; checked pattern with
 oblique line+parallel lines,
 inner; leopard motif+scorpion motif +
 parallel lines
 Place : SB-, 4d
 Remarks :



a. Tell Songor B from Tell Songor C




b. Tell Songor B from Songor A




a. Pottery Kilns and Ditch B (D-B), level I



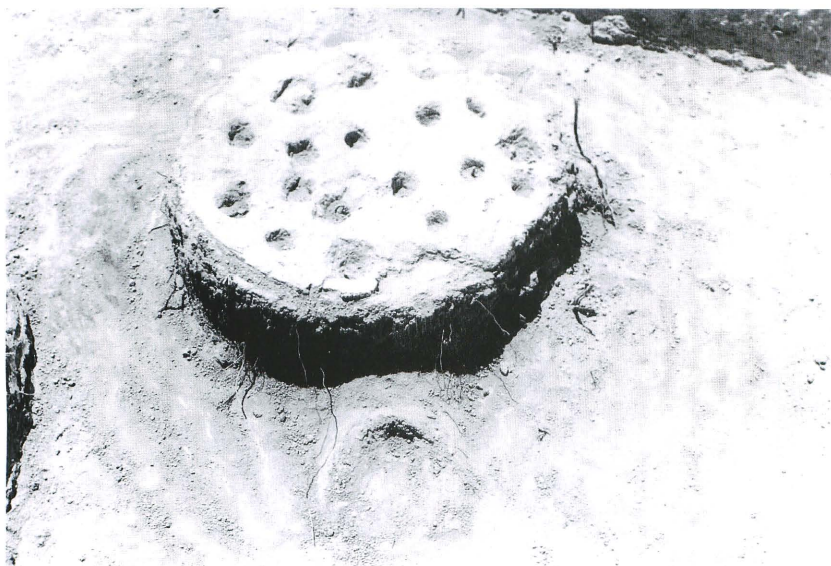
b. Pottery Kilns and Ditch B, level I



a. Ditch B (D-B)




b. Ditch B and Section



a. Kiln 3 (K-3)



b. Section of the Kiin (K-3)



a. Section of the Kiln (K-3)



b. Detail of the Kiln (K-3)



a. Kilns, (K-1 and K-2)



b. Kiln (K-7)



c. Kiln (K-9)



d. Kiln (K-12)



e. Kiln (K-8)



f. *Tennor* (K-13)



a. B-1, level II



a. B-2, level II



b. B-2 and B-5E, level II




a. Water pipe (W-1) and pebble-paved road (R-1)



b. Water pipe (W-1) and pebble-paved road (R-1)



c. Pebble-paved road (R-1)



a. Water pipe (W-2)




b. Water pipe (W-2)



c. Water pipe (W-2)



a. Water pipe (W-3) and Ditch B



b. Water pipe (W-3)




a. Structures at Tell Songor B




a. B-7, level III



b. Section of the gypsum floor (B-2)



a. Room B, B-9, level III



b. Room A, B-9, level III



c. B-9, level III



d. B-9, level III



e. B-9, level III



f. Room A, B-9, level III



a. Room B, B-9, level III



b. Room B, B-9, level III



a. B-9, level III



b. B-9, level III



a. B-9, level III



b. Pebble-paved road (R-2) and B-9




a. Structures of level IV



b. B-13, level IV



a. B-15, level IV



b. Kilns and Section of the level IV



a. Pit cut into the virgin soil



b. Pit cut into the virgin soil



35



83




92




15




88



58




57



Pottery, level I



Pottery, level I




113




142




176



Pottery, level I




Pottery, level I



Small findings, level I



243 ~ 252



238

237

241



221



227



232



225



224



228




231



230



223



234



222



236



235



229




226




220




239




Small findings, level I



Stone objects, level I




Pottery, level II



Pottery, level II



Pottery and Small findings, level II



Stone objects, level II



549



548

Pottery, level III




523
538



538



Pottery, level III



Pottery, level III




Pottery, level III



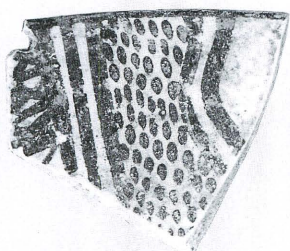
Stone objects, level III



Stone objects, level III



Pottery, level IV



627



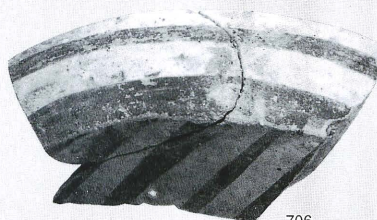
639




611




688




706



711



709





Stone objects, level IV

Fourth Report on the Excavations at Songor A-Samarra Period-

Hiroko Kamada* and Tadahiko Ohtsu **

Chapter I Excavations

Progress of the Investigations

The excavations at Songor A were initiated in June 1978 and started from the south-end of this tell. As previously stated (Kamada and Ohtsu, 1981, 88, 91), the Southern Area was the place where many Ubaid and Islamic graves were dug and during the Early Dynastic period some mud-brick structures seemed to have been built (Kamada and Ohtsu, 1993), consequently the structural remains and objects of the Samarra period were not able to be found until the work at the Northern Area was beginning to bear fruit. That is, we had to conduct the excavation again at the Southern Area in conjunction with the results of the finds in the Northern Area.

The work at the Northern Area started from the middle of August. Here also many graves of the Islamic, Sasanian and Isin-Larsa periods as well as the remains of a pottery kiln had to be researched before we could reach the remains of the Samarra period (Kamada and Ohtsu, 1988). At the start it was indeed very hard for us to identify the mud-bricks and floors of the buildings because of the amount of destruction. But after a while, we found that the greenish soil layer was one of the most effective clues in finding the surfaces of the occupational level that was formed during the Samarra period. Since we just identified a Samarran building at the northern end, in addition to this, seven structural remains of almost the same character could be successively found near by. The number of excavated materials that seemed datable was neither much nor concentrated except for one room. But as we frequently found some plain and painted pottery and terra cotta figurines in the buildings we could gradually date the earliest finds at this tell. Meanwhile a part of the outer wall was uncovered, which seemed to have surrounded the northern buildings.

From about that time on we found some examples of "sling balls " made of fine clay converged in and around the houses (VI-21; IV-22; NE corner of room 36 in VIII-21, 22; NW corner of room 12 in IV-21; room 81 in XXIX, XXX-21 etc). Small pits which were dug and lined with fine clay (room 13 in IV, V-21, 22; west of outer wall in VI-18; room 36 in BLD4) and the convergence of pebbles in room 35 and from the outside of room 36 (VIII, IX-22) were features of great interest attached to the buildings.

At the western foot of this mound (VI-16) a grave of the Samarra period (grave no. 247) appeared in the course of the deep soundings. Another grave of the Samarra period (grave no. 279) was also found from between grids VII-22 and VII-23 toward the close of excavation research in March 1980 when we were under pressure due to time limitation owing to the storage of the Hamrin Dam water and the rainy weather. From the same place we also found a pottery kiln datable to the Samarra period which seemed to have been the origin of ash layer especially in the Grids of VI, VII-21, 22.

Outline of the Structural Remains

From the Southern Area we found remains of one building which were made of sun-dried mud bricks (XXVIII-XXX - 20-22). Its rectangular outline seems to be composed of fifteen rooms:5 times 3 in a

* 7-5-16-305,Fukushima, Fukushima-ku, Osaka

** Middle Eastern Culture Center in Japan, Tokyo

regular line under the existent conditions. Or we can possibly add more one row of three rooms to the easternmost line, estimating larger building of 6 times 3 rooms in all. But the remain of a buttress on the line of a wall limits the westernmost of this building.

The walls of each square room basically consist of two or three bricks ranged in a line, about 70 by 16 by 8.5 centimeter in brick size. According to the example from BLD1 at the Northern Area, there should be entrances on the extension line of the passages between each of the five or six rooms on the longer axis direction of this building. On the shorter axis, in contrast, there seems to be no passages between the rooms.

The number of the building remains at the Southern Area should be two at the most as was expected before (Kamada and Ohtsu, 1981). From the Northern Area we found eight building remains in all (BLDs1-8). Their rectangular outlines are basically the same as each other: they are composed of three rows of four rooms on their longer axes of NE-SW direction. This direction is almost 90 degree different from that of southern area building. Some rooms were exceptionally subdivided into two equal rectangular spaces as they were seen at BLDs 1, 5 and 6. Three pieces of sun-dried mud bricks were tied in a row at the ends to construct each wall of the rooms.

According to the example of the BLD1 which is preserved best at the northern edge of the mound every building had buttresses at the junctions of the partition walls and the outer walls as well as the four corners of the buildings. BLD1 has its entrance to the building at the SW end room, and the passages between each room lie on the axis of four rooms that compose one of the three rows of the rooms. If we reconsutrect the plans of the BLDs 2-5 in conformity to BLD1, we can see that they did not make contact with each other but there existed enough open space to pass through and for necessities for living. From the space to the south of the BLD2, we found a mud brick structure like a bench, a hearth and a pottery kiln. They seem to show that this area was a useful workshop at that time. We would like to discuss in more detail at another time about the structural features and conditions of the finds materials. Here suffice to say one of the rooms of the BLD1 unearthed relatively more material than from the other rooms.

Between BLD6 and BLD7, a larger wall regarded as a perimeter wall ran in the NE SW direction and a branch extending to the north. It is much more thicker than that of the buildings, and there is a great difference in the way of brick laying. This might possibly run into BLD6 on the occasion of its construction. Also from the other space divided by this wall, we unearthed one rectangular structural remains (BLD7) which should be a room of the usual type of the Samarra buildings of this tell judging from its size and other similar characters. That this building was located on the sloping surface of the tell might be the cause of its worse state of preservation.

Just outside of the entrance to the BLD1, there is a circular ditch of V-shaped cross section. It is 2.3m in depth and nearly 2m in maximum width at the first detection from the ground. This ditch evidently had cut the northern corner of the BLD2 and a mud brick wall running in NW-SE direction between BLD1 and BLD2. Its position also seems to indicate that the ditch was dug later than BLDs1 and 2. The ditch might be filled up with deposits in a short of time.

Stratigraphy

Almost all the Samarra Building remains of Northern Area stand on virgin soil or on thin brown soil layer with a mingling of ashes just over it. The bluish sand layer spreads on the surface of occupation inside and outside the rooms, and many remains of the Samarra period were unearthed from the decayed mud-brick layer on the above-mentioned ash mingled layer. Indeed many graves dug into the decayed mud-brick layer and weathering make it hard to trace the continuation of the layers, but subdividing the layers between the virgin soil and the surface soil would not be so significant. For, there were no structural



Fig.1 Plan of Samarra Buildings at the Northern Area

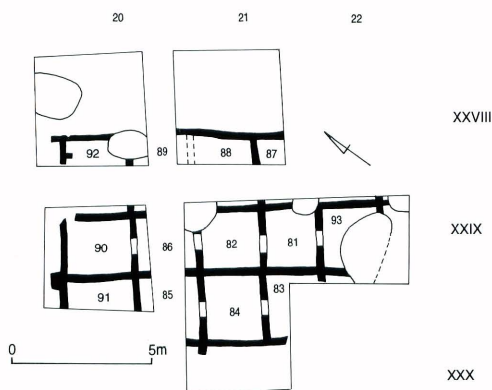


Fig.2 Plan of Samarra Buildings at the Southern Area

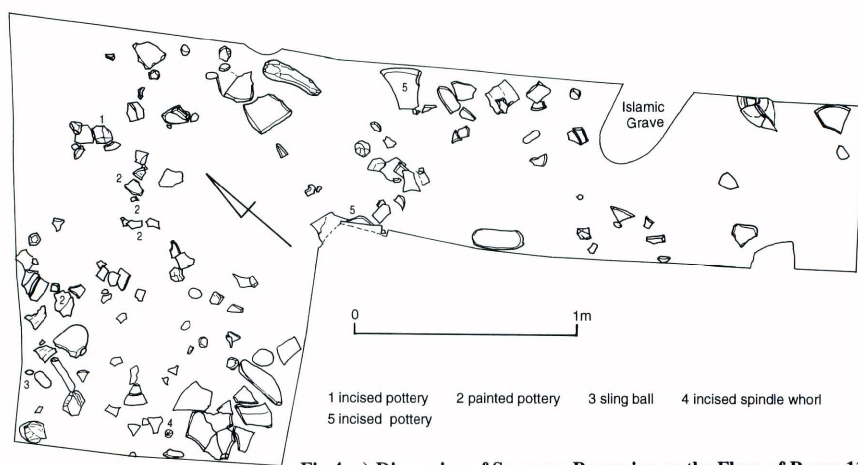


Fig.4 a) Dispersion of Samarra Remains on the Floor of Room 13

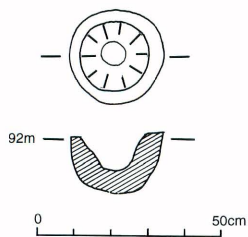
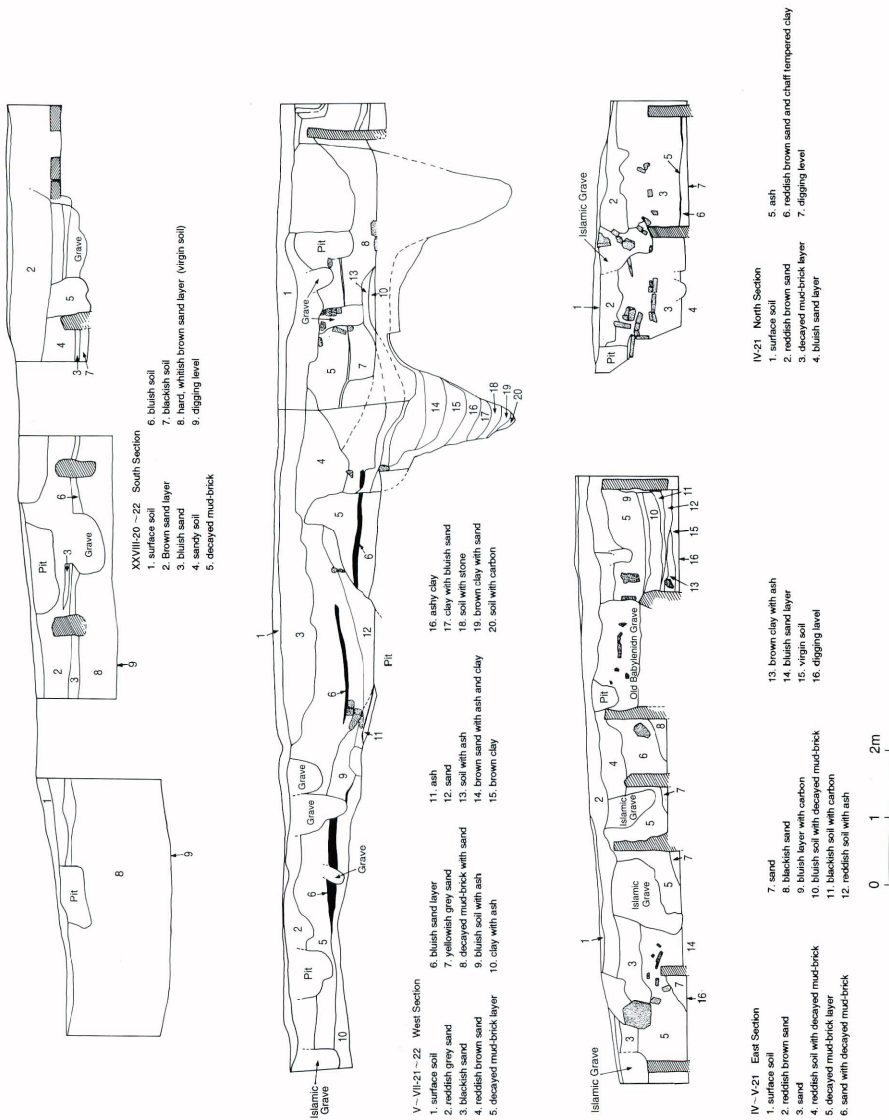


Fig.4 b) Small Pit Lined with Fine Clay, West of Perimeter Wall in VI-18



remains of other than Samarra period nor stratigraphical differences of the excavated materials. If we will, however, presume to find the sequence of the structural remains, we may guess that a group of the BLDs 1, 2, 3, 5 with the operation of the pottery kiln found from between VII-22 and VII-23 precedes BLD4 according to the layer of ash which was discharged surly from the pottery kiln. But it is not certain that the kiln was in operation or not around the time of the BLD4.

The stratigraphy of the southern area is basically the same as that of the Northern Area : the Samarra building stands similarly on virgin soil, and from this layer upward to the surface soil there accumulate the brown sandy layer, bluish sand layer and decayed mud-brick layer which contains the Samarra remains and is dug by later burials.

Bibliography

Kamada, H. and T. Ohtsu

- 1981 Tell Songor A, Preliminary Report on Excavations at Gubba and Songor, *Al-Rafidan*, 2, pp. 164-181.
- 1988 Report on the Excavations at Songor A-Isin-Larsa, Sasanian and Islamic Graves -, *Al-Rafidan*, 9, pp. 135-172.
- 1991 Second Report on the Excavations at Songor A -Ubaid Graves- with Appendix by Yo Wada, Human Skeletal Remain of IR81 from the Hamrin Basin : Osteological Comment on an Ubaid Burial Rite, *Al-Rafidan*, 12, pp. 221-248.
- 1993 Third Report on the Excavations at Songor A, *Al-Rafidan*, 14, pp. 183-208.

(by Tadahiko Ohtsu)

Chapter II Samarra pottery, terra-cotta objects and clay objects

I. Pottery

1. General characteristics

To report on the Samarra pottery from Songor A, we must make it clear that we did not record all and now we can show our result of work until March in 1981. We cannot find the materials after the difficult situations in 1981. All of the complete pottery, 220 fragments of incised pottery, 170 of painted fragments and some fine and plain pottery were recorded. From those, we selected the present materials. We reported in AL-Rāfidān II (Kamada and Ohtsu, 1982) that there are four kinds of Samarra pottery, Fine Plain pottery, Fine Incised pottery, Fine Painted pottery and Coarse Pottery. Now we add that there is Coarse Incised pottery (Pottery120 and others) to them. The first three kinds, that is fine pottery, have the same characteristics as for the paste, tempering materials, making, firing and color. Their paste varies a bit according to the quantity of sand, but the sand is mostly fine. The coil-building technique is used. The hemispherical base of carinated pottery and some forms with globular body may have been made in a kind of mould. It is also a chracteristic that some pottery have flat base. The plain and incised pottery are

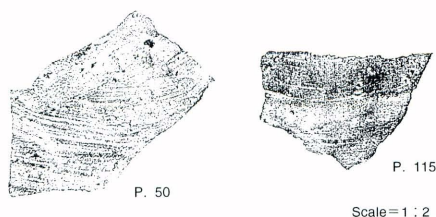


Fig. 5 Scraping inside of Pottery

often polished outside and sometimes even inside, but the painted pottery is rarely polished. Wet-smoothing and scraping are elemental finishing techniques in all of the pottery. Scraping inside is done when the paste is rather wet, so that we can see the striations made by sand-moving on the surface (Fig. 5). Most of the incision is done when the paste is fairly dry by sharp edge, perhaps lithic blades, while some pieces show dull and round section of incision, that is done by a kind of rod. The color of paste and paint varies from red to dark green because of firing. The paint is thickly applied. Rotating device was not used or it was quite rudimental so that horizontal lines often stop in one line. The nature of the paint also relates to the often stop of brush.

2. Forms

(1) Fine plain and incised pottery

a. Large, long-necked jars (P. 1 to P. 7, P. 46 to P. 47). Some have two perpendicular handles (P. 6 and P. 7). A lip is often in this form (P. 1 and P. 47). They have incised decoration at the rim and at the junction of neck and body, and shoulder. The rim part decoration is rare but those at the junction part are many and they are rather complexed designs.

b. Large, short-necked jars (P. 8 to P. 10). They have globular body so that we can differentiate them from the Long-necked jars by the shoulder part. The junction of neck and body and shoulder are often incised.

c. Medium-sized short-necked or neckless jars (P. 11, P. 12, P. 13, P. 107 to P. 112). They are plain or incised at the rim. The rim is mostly round.

d. Small-sized, neckless jars (P. 14, P. 15 and P. 116). They are simply incised at the rim.

e. Large-sized, jar with wide mouth (P. 17). This form is rare at Songor A. P. 17 has a lip.

f. Large sized, neckless jar (P. 18). It is incised at the rim.

g. Large-sized bowl with squat body (P. 19). This has constricted neck part and the rim is incised.

h. Carinated jar (P. 20 to P. 29).

i. Carinated pot (P. 28 to P. 36). P. 34 has a handle.

The carinated jars and pots are most popular at Songor A. They can be divided according to the ratio of the height to the maximum diameter. In the carinated jars, the ratio is more than 81% and in the carinated pots the ratio is 66% to 80%. Their size also varies. There are large to very small varieties. They are incised at the rim only and the decoration is simple. Their fragments are divided by the profile of the upper side to the rim; perpendicular (P. 26, P. 27, P. 31, P. 121 to 130), simply open a bit (P. 30, P. 32, P. 131 to 139), everted (P. 21 to P. 25, P. 28, P. 34, P. 36, P. 140 to 155), rim part is clearly bent (P. 33, P. 156 to 158), with perpendicular upper part (P. 159 to 162), and with inverted rim (P. 29, P. 35).

j. Very small jars (P. 40 and P. 41).

k. Oval bowl with two handles (P. 42).

l. Bowl with perpendicular sides (P. 43).

m. Dish (P. 44).

(2) Painted pottery

a. Large-sized, long-necked jars (P. 173, 174, 197 and 198).

b. Large-sized, short-necked jar with angular shoulder (P. 175).

c. Large-sized, short-necked jar (P. 199)

d. Medium-sized jar with globular body (P. 177 and 178).

e. Large-sized, neckless jar (P. 181).

f. Small-sized, neckless jar (P. 202 and 203).

g. Carinated jar (P. 179).

h. Pot with swollen body (P. 180).

- i. Small-sized jar with squat body (P. 182 and 183).
- j. Oval bowl with two handles (P. 187 and 188).
- k. Open bowl (P. 189, P. 341 to 355). Some may have stand.
- l. Dish (P. 190).
- m. Bowl with stand (P. 191 to 193, P. 356 and P. 357).
- n. Pottery with pointed base (P. 195).
- o. Square pot (P. 194).
- p. Pottery with irregular base (P. 196).

As for the fragments of painted pottery, it is difficult to divide them, but there are large to small jars with convex body, carinated jars or pots, and bowls or pots with constricted rim part.

(3) Plain and Incised coarse pottery

- a. Long-necked jar (P. 16, P. 119 and P. 120).
- b. Carinated jar.
- c. Basin (P. 45).

3. Decoration

(1) Incised designs

- a. Horizontally arranged zigzag. They are made of one to four parallel lines (P. 46 to P. 63, P. 107 and P. 108, P. 121 to P. 149).
- b. Row of chevrons (P. 64 to P. 67, P. 116 and P. 120).
- c. Row of oblique lines (P. 68 to P. 83, P. 110 and P. 150 to P. 156)
- d. Rows of oblique lines with alternately changed directions row by row (P. 69 to P. 71).
- g. Hemisphere (P. 115). This is made of two lines.
- h. Vertical zigzags (P. 118).
- i. Parallel zigzags filled with oblique lines (P. 99 to P. 104 and P. 106) and filled with chevrons and zigzags (P. 105).
- j. Vertically set chevron-like designs and that kind (P. 160 to 166).
- k. Complex designs of (a) and (b) or (c) (P. 85 to P. 97).
- l. Complex designs of (b), (c), (d), (g) and (i) (P. 98 to P. 106).

(2) Painted designs

- a. Horizontal lines (P. 173, P. 174 and others).
- b. Grid pattern (p. 178, P. 180 and others). This design is often at the rim.
- c. Row of chevrons (P. 177).
- d. Horizontal zigzag (P. 200).
- e. Row of vertical zigzags (P. 178).
- f. Row of oblique lines (P. 205 to P. 207).
- g. Groups of oblique lines (P. 202).
- h. Cross-hatching (P. 177).
- i. Row of triangles. This is further divided by the fillings; 1) concentric triangles (P. 219), 2) filled with oblique lines (P. 211), 3) cross-hatched (P. 180), and solid triangles (P. 307).
- j. Row of triangles with the points arranged up and down alternately (P. 334).
- k. Wave (P. 226).
- l. Butterfly-shape (P. 337).
- m. Row of lozenges (P. 338).
- n. Cross pattern (P. 356).

- o. Concentric step (P. 344 and 345).
 - p. Scorpion (P. 342 and 343).
 - r. Dots or short oblique lines at the inner rim (P. 245).
- (3) Potter's mark or incised decoration
- P. 17, P. 170 to P. 172 have incised marks. They may be potter's marks.

II. Terra-cotta objects

There are female figurines, spindles whorls, long cones, and worked pottery fragments.

The female figurines are quite interesting because there are several types. Type I is T. 1 to T. 4. They are incised and applique decorations are applied. The decoration and pose show clear characteristics similar to Southern Ubaid culture. Type II is T. 5 and T. 6. They are plain or painted but the shape is the same. Type III is T. 7 to T. 9. They are painted in the lower body. Type IV is T. 10. This is similar to the ones from Yarim Tepe. From the female figurines, we can see mixed nature of Samarra objects at Songor A, but the continuity to Ubaid culture is essential. They are found in a grave or near the walls of buildings. They must be placed in a small niche in wall.

Spindle whorls are bi-conical shaped and weathered by use on the lower side. There are incised decorations on the upper side.

Cones have cylindrical hollow inside, where soft and black object was found (T.11 and T.12). The shape of T.11, that has two protuberances, has similarity with the stone cone found in a grave. T.14 has a sharpened edge.

III. Clay objects

They are not baked. There are cones, bullets and cylindrical one.

References

- Behnam Abu Al-Soof
- 1968 Tell Es-Sawwan Excavation, fourth season, *Sumer* Vol. 24-1, 2, pp. 3-16.
- Braidwood, R. J., Braidwood, D. S., Tulane, E. and Perkins, A. L.
- 1944 New Chalcolithic material of Samarran Type and its Implications, *Journal of Near Eastern Studies* Vol. 3, pp. 48-72.
- Braidwood, R. J., Braidwood, L., Smith, J. G. and Leslie, C.
- 1952 Mattarah, a southern variant of the Hassuna Assemblage, excavated in 1948, *Journal of Near Eastern Studies* Vol. 11, pp. 1-75.
- Faisal El-Wally and Behnam Al-Soof
- 1965 The excavations at Tell Es-Sawwan. First preliminary report, *Sumer* 21, pp. 17-32.
- Fuad Safar, Mohammad Ali Mustafa and Seton Lloyd
- 1981 *Eridu*. Republic of Iraq, Ministry of Culture and Information, State Organization of Antiquities and Heritage, Baghdad.
- Gibson, McG.
- 1979 Chicago-Copenhagen excavations at Uch Tepe, Hamrin. *Sumer* Vol. 35, pp. 459-67.
- Herzfeld, E.
- 1930 *Die Ausgrabungen von Samarra. V. Die vorgeschichtlichen Toepferen von Samarra*, Berlin.
- Ingolt, H., Tinn, A., Friis, M. L., Renfrew, C., Tanber, H. and others
- 1970 *Tell Shimshara the Hassuna period*. Copenhagen.
- Ipplioni, F.
- 1971 The pottery of Tell Es-Sawwan First season, *Meopotamia* Vol. 5-6, pp. 105-179.
- K. A. Al-A'dami
- 1968 Excavations at Tell Es-Sawwan. Second Season. *Sumer* Vol. 24, pp. 54-94.
- Kamada, H. and T. Ohtsu
- 1982 Tell Songor A. *Al-Rafidan* Vol. 2, pp. 50-74 and pp. 164-81.

Kamada, H

1990 Forms of female figurines, *Indian Archeological Studies* (Indian Archaeological Society, Tokyo), No. 15. pp. 63-5. (in Japanese)

Lloid, S. and Safar, F.

1945 Tell Hassuna, *Journal of Near Eastern Studies*, Vol. 4, pp. 255- 89.

Merpert, R. and N. Bader

1978 Soviet investigations in the Sinjar Plain. *Sumer* Vol. 34, pp. 27-70.

Oates, D. and J. Oates.

1976 *The rise of civilization*. Oxford: Elsevier-Phaidon.

Oates, J.

1968 Prehistoric investigations near Mandarli, Iraq, *Iraq* Vol. 30, pp. 1-20.

1969 Choga Mami 1967-68: a preliminary report, *Iraq* Vol. 31, pp. 115- 52.

1973 The background and development of early farming communities in Mesopotamia and the Zagros. *Proceedings of the Prehistoric Society* Vol. 39, pp. 147-81.

1984 Ubaid Mesopotamia reconsidered, in P. C. Young Jr, P. E. L. Smith and P. Mortenson (eds.), *The Hilly Flanks of the Zagros*, pp. 251- 281.

Tusa, S.

1982 Telul el-Rihan, *Sumer* Vol. 38, p. 29.

Yasin, W.

1970 Excavations at Tell Es-Sawwan 1969, report on the six seasons excavaions, *Sumer* Vol. 26, pp. 3-20.

(by Hiroko Kamada)

Catalogue of Objects

Plain and Incised Pottery

Pottery 1 (Fig. 6): Long necked jar with a lip, incised. Ht (Height):32cm. MD (Maximum Diameter) M: 31. 1cm. VI-22, BLD2, Room1, north-west corner, a little high above the floor. Sand smaller than 2mm in diameter is mixed in the paste. Well fired and the color is light grayish green. The surface is whitish. The body is globular and the neck, about 6. 5cm high, stands upright, then opens a bit. It has a lip. The inside surface is scraped and the outer surface of the body is polished. The neck is wet-smoothed. The incised decoration is at the junction of neck and body.

Pottery 2 (Fig. 6): Long necked jar, incised. Ht: 29. 5cm. MD:29. 5cm. IV-21, BLD1, room13b, south-east corner, lowest level of the floor. It contains much fine sand so that the paste is not very compact. Its color is light brown and the surface is light grayish green. The body is polished. The incised decoration is at the junction of neck and body.

Pottery 3 (Fig. 6): Long necked jar, plain. Ht: 8. 6cm. VII-21, BLD2, Room 32, on the floor. It contains much sand. Its color is grayish green.

Pottery 4 (Fig. 6): Long necked jar, incised. Ht: 14cm. Northern Area. It contains much sand. The color is grayish green. The incised decoration is at the junction of neck and body.

Pottery 5 (Fig. 6): Long necked jar, incised. Ht:12. 8cm. VI-22, BLD2, Room 1N, on the floor. It contains much fine sand. The inside surface is scraped and outer surface of the body is polished. The neck part is wet-smoothed. The paste is buff to light red, the surface is whitish. The incised decoration is at the junction part of neck and body.

Pottery 6 (Fig. 6): Long necked jar with two handles, incised. Ht:5cm. It contains sand in the paste. Two upright handles are put at the junction of neck and body, where incised decoration is also arranged. Its color is grayish green.

Pottery 7 (Fig. 7): Long necked jar with two handles, incised. Ht: 8. 4cm. IV-21, BLD1, Room 13b, on the floor. The paste is very fine and compact, containing fine sand. The incised decoration is arranged at

the junction of neck and body.

Pottery 8 (Fig. 7): Short-necked, large jar, incised. Ht: 7cm. Northern Area.

Pottery 9 (Fig. 7): Short-necked, large jar, plain. Ht: 5. 6cm. Northern Area.

Pottery 10 (Fig. 7); Large jar, incised. Ht: 25. 1cm. MD: 30. 7cm. IV-22, BLD1, Room 20, on the floor. It contains much fine sand. The paste is grayish green in color. The body is rather squat and the neck opens to the mouth. Surface polishing is quite clear in this jar. The inner surface is very carefully, horizontally scraped, the finish is smooth. There are dirty parts on the outer surface, which is the result of use.

Pottery 11 (Fig. 7): Short-necked, large jar, plain. Ht: 18cm. MD: 22. 4cm. VI-22, BLD2, Room 1, in a pit in the floor. The paste is a bit coarse and soft, containing fine- to medium-sized sand. It is not well fired. There are finger-pressed marks at the junction part of neck and body which shows clay-coil building. It has rather flattish base, squat body and short, thick neck. The inner surface of the body is scraped and the outer surface is polished in the body, wet-smoothed in the neck. The color is reddish brown to buff in paste and is buff in surface.

Pottery 12 (Fig. 7): Short-necked, large jar, incised. Ht: 6. 7cm. VI, VII-21, 22, ash layer. Its shape is similar to Pottery 11, but the body wall is thicker and the junction part is not clearly constricted. The incised decoration is at the rim. The rim is worn out. Its color is light green.

Pottery 13 (Fig. 7): Short-necked, small jar. Ht: 3. 2cm. Northern Area. It has a hole near the neck which is pierced before firing. The color is grayish green.

Pottery 14 (Fig. 7): Short-necked, small jar, incised. Ht: 6cm. Northern Area. It has squat body and very short neck and everted rim. It is green in color.

Pottery 15 (Fig. 7): Short-necked, small jar, incised. Ht: 6. 6cm. MD: 10cm. VIII, IX-22, 23, ash layer. The paste is rather coarse, containing much sand. It is polished on the outer surface, especially in the upper part. The widest portion is placed in the lower half of the body. Its firing is not good and soft. The color is light red in paste and cream in surface.

Pottery 16 (Fig. 8): Large jar, incised. Ht : 6.6 cm. Northern Area.

Pottery 17 (Fig. 8): Wide-mouthed, large jar with a lip. Ht: 25. 4cm. MD: 30. 3cm. VII-21, BLD2, Room 31, on the floor. It contains much fine sand in the paste. The paste is light brown in color and the surface is grayish green. The body has round base, a little concave part under the maximum portion which is the joining place of upper half and lower half, and gently narrowing upper body, lightly opening mouth. The wall is thick. The inner surface is wet-smoothed and the outer surface is scraped and then polished. The lip and upper part is wet-smoothed. The end of the lip is broken. There is a " potter's mark " on the base, which is two rows of waving lines.

Pottery 18 (Fig. 8): Large jar without neck, incised. Ht: 7. 5cm. VI-22, BLD2, Room 2, on the floor. The paste is very fine and sand is rare. It has no neck, the body narrows gently to the angular rim end. The inner surface is scraped, but the outer surface is worn out so that we could not observe its surface treatment. The color is buff.

Pottery 19 (Fig. 9): Large bowl with short neck, incised. Ht: 13. 5cm. MD: 27. 8cm. VI-21, BLD2, Room 4, in the floor. It contains much fine sand in the paste. The outer surface of the body is scraped horizontally and then polished. The inner surface is scraped. Both sides of the upper part is wet-smoothed. It is well fired and hard. The color is grayish green.

Pottery 20 (Fig. 9): Large carinated jar, incised. Ht: 25. 5cm. MD: 25. 7cm. VI-21, BLD2, Room 4, in a pit near the west wall. It has a strong carination in the junction of base and upper body. The upper body narrows to the rim, which tapers to the end and is everted. The inner surface is scraped and the outer surface is polished. The wall of the upper body is a bit convex and the rim is everted. There is a small part which may have been bitten by a small animal. The upper part is a bit worn out. The color is buff.

Pottery 21 (Fig. 9): Small carinated jar, incised. Ht:14. 3cm. MD: 14. 6cm. VI-16, Grave 247. Its paste contains fine sand. The inner surface is smooth and the outer surface is very well polished all over. The upper part is wet-smoothed. The wall of the upper body is almost straight. This jar is noteworthy because of its clear flat base. The color is green.

Pottery 22 (Fig. 9): Small carinated jar, incised. Ht:9. 3cm. MD: 10cm. VI-16, Grave 247. The wall of the upper body is almost straight and then turns to the rim. The rim end bends inside. It also has flat base. Both sides are wet-smoothed. Grayish green in color.

Pottery 23 (Fig. 9): Small carinated jar, incised. Ht:12. 2cm. MD: 14. 6cm. V-23, 24, in the layer of decayed mud-brick. The paste is a bit coarse with much fine sand. Whole of the inner surface and the base of the outer surface is scraped. The outer surface of the upper body is scraped. The upper body is rather concave. The color is grayish green. There is brown dirt at the upper body on the both sides, particularly outside, but there is no dirt on the base nor bottom.

Pottery 24 (Fig. 9): Small carinated jar, incised. Ht:12. 3cm. MD: 14. 4cm. VII-22, 23, Grave 279. The paste contains very fine sand. The base is scraped on both sides and the upper body is wet-smoothed. The upper body shows strongly concave outline. The paste is light brown and the surface is grayish green.

Pottery 25 (Fig. 9): Small carinated jar, plain. Ht: 9cm. MD: 10. 9cm. VI-16, Grave 247. The paste contains fine sand. It is well fired. The upper body has concave outline. The outer surface of the base is scraped and the other parts are wet-smoothed. Its color is grayish green.

Pottery 26 (Fig. 9): Small carinated jar, plain. Ht: 8. 6cm. MD:10. 4cm. VI-16, Grave 247. The paste contains much fine sand. The outer surface of the base is scraped and the other parts are wet-smoothed. The body once narrows upwards and then stands upright. It is well fired and the color is grayish green.

Pottery 27 (Fig. 9): Small carinated jar, plain. Ht: 8cm. MD: 9cm. VI-16, Grave 247. The paste contains much fine sand. The outer surface of the body is scraped and the other parts are wet-smoothed. There remain finger-pressing marks inside. The side of the upper body is rather straight. The rim is slightly everted. The color is grayish green.

Pottery 28 (Fig. 10): Medium-sized, carinated jar, incised. Ht:17. 9cm. MD: 23. 5cm. IV, V-21, BLD1, Room 13b, in the floor. The paste contains much fine sand. The inner surface is scraped, the outer surface of the upper body is wet-smoothed and the base is polished. The body narrows almost straightly upwards, the rim is everted. A part of the rim is broken outside, but it was used after the breakage so that dirt is visible at that place. The paste is light brown and the surface is grayish green.

Pottery 29 (Fig. 10): Medium-sized, carinated jar, plain. Ht:15. 2cm. MD: 19. 2cm. VII-21, Ash-mixed layer. The paste is very fine and sand is rare. The outer surface of the base is scraped, the outer surface of the body is wet-smoothed, the inner surface is scraped and then wet-smoothed. The color is grayish green with buff core. There is some weathering at the rim and bottom. Both sides are dirty because of use.

Pottery 30 (Fig. 10): Medium-sized carinated jar, plain. Ht: 15cm. MD: 19cm. VI-19, BLD6, Room 53, in the floor. The paste contains much fine sand. Both sides are first scraped and wet-smoothed inside, polished outside. The upper body is a bit convex and the mouth opens a little. The color is grayish brown to buff.

Pottery 31 (Fig. 10): Medium-sized, carinated jar, incised. Ht: 13. 1cm. MD: 17cm. VI-24, BLD3, Room 9, in the floor. The paste contains much medium-to-fine sand. The outer surface is elaborately polished, the inner surface is also polished from the rim to the constricted position, and the other part is scraped. The side of the wall is almost straight and the rim stands vertically. It is well fired. The color is grayish green.

Pottery 32 (Fig. 10): Small carinated jar, plain. Ht: 9. 3cm. MD: 12. 1cm. VI-16, Grave 247. The paste contains fine sand. The outer surface of the base is scraped and the other part is wet-smoothed. The rim is

slightly everted. The color is grayish green.

Pottery 33 (Fig. 10): Small carinated jar, plain. Ht: 7cm. MD:11. 4cm. VI-17, gray sand layer. It contains much fine sand. The outer surface of the base and the inner surface are scraped, and the other part is wet-smoothed. The short rim opens outwards. The color is light green.

Pottery 34 (Fig. 10): Medium-sized, carinated pot with a handle, plain. Ht: 13. 4cm, MD: 18. 7cm. VI-16, Grave 247. The paste contains fine sand. The bottom is scraped and the other part is wet-smoothed. The color is grayish green.

Pottery 35 (Fig. 10): Medium -sized, carinated pot, plain. Ht: 12. 6cm. MD: 19. 7cm. XXIX, XXX-21, BLD9, Room 83, in the floor. The paste contains much fine sand, but is very compact. The outer surface is scraped and then polished except for the rim, the constricted position of the inner surface is also polished. The lower part is scraped and wet-smoothed. It has inverted rim and flattish base. As a whole, this pot is a quite elaborate piece.

Pottery 36 (Fig. 10): Medium-sized, carinated pot, plain. Ht: 13. 5cm. MD: 19. 7cm. V-18, out of buildings, bluish gray sand layer. The paste contains much sand. The outer surface is polished, only the rim is wet-smoothed. The upper half of the inner surface is scraped, but the lower half is wet-smoothed. The color is grayish green.

Pottery 37 (Fig. 11): Medium-sized, carinated pot, plain. Ht: 11cm. V-18, out of buildings, bluish gray sand layer.

Pottery 38 (Fig. 11): Medium-sized, carinated pot. Ht: 11. 8cm. VI-24, decayed mud-brick layer. It has a dirt because of use at the high position.

Pottery 39 (Fig. 11): Medium-sized, carinated pot, incised. Ht: 10. 7cm. MD: 19cm. Northern Area.

Pottery 40 (Fig. 11): Small jar, plain. Ht: 4. 2cm. MD: 4cm. IX-21, decayed mud-brick layer. Finger pressed. Paste: grayish green. Surface: grayish green.

Pottery 41 (Fig. 11): Small jar, incised. Ht: 5. 1cm. MD: 5. 5cm. VI-17, ash layer. Paste: almost no sand, yellowish green. Surface: light green.

Pottery 42 (Fig. 11): Small oval bowl with two handles, plain. Ht: 8. 1cm. Northern Area. Its paste contains sand. It is finished by wet-smoothing. It is oval, two ends of the rim project outwards to work as spouts.

Pottery 43 (Fig. 11): Bowl with perpendicular side, plain. Ht: 6. 2cm. MD: 21. 1cm. III-21, BLD1, Room 18, a bit above the floor. The paste contains much fine sand, and is compact. The wall is thick. The outer surface of the base is roughly scraped, the lower part of the inner side is polished, and the other part is wet-smoothed. The color is light reddish brown. There is dirt inside.

Pottery 44 (Fig. 11): Dish, plain. Ht: 4. 3cm. MD: 21. 4cm. V-22, 23, Grave 279. The paste contains much fine sand, it is polished all over on both sides. It is almost round in plan, although the height of the wall is no even. The color is grayish green.

Pottery 45 (Fig. 12): Large tray. Oval in plan. Ht: 13. 5cm. XXIX-21, BLD9, Room 83, on the floor. Coarse pottery. It includes much vegetable material and fine sand. All surface is wet-smoothed. Paste: light brown with dark core. Surface: buff.

Pottery 46 (Fig. 13): Long-necked jar. Ht: 7. 7cm. VIII, IX-21, Room 33, ash layer. Wet-smoothed outside, scraped inside. Grayish green.

Pottery 47 (Fig. 13): Long, necked jar with a lip. Ht: 5. 7cm. IX-21, 22, out of BLD4, ash layer. Wet-smoothed outside, scraped inside. Reddish brown to buff.

Pottery 48 (Fig. 13): Jar. Ht: 2. 8cm. Northern Area.

Pottery 49 (Fig. 13): Jar. Ht: 5. 7cm. V-18, bluish gray sand layer. Paste: brown. Polished outside, scraped inside. Surface: grayish green.

Pottery 50 (Fig. 13): Jar. Ht: 6. 9cm. IX-22, Room 36, ash layer. Polished outside, scraped inside. Surface: Buff.

Pottery 51 (Fig. 13): Jar. Ht: 3. 4cm. IX-23, Room 46 above the upper floor. Wet-smoothed. Surface: Buff.

Pottery 52 (Fig. 13): Jar. Ht: 7. 5cm. VIII, IX-24, east of BLD5, the lowest layer. Wet-smoothed outside, scraped and wet-smoothed inside. Surface: Green.

Pottery 53 (Fig. 13): Jar. Ht: 4. 3cm. IX-23, BLD5, decayed mud-brick layer. Polished outside, scraped and wet-smoothed inside. Paste: reddish brown. Surface: buff.

Pottery 54 (Fig. 13): Jar. Ht: 6. 4cm. IV-22, east of BLD1, under bluish gray sand layer. Polished outside, scraped in the inner surface of body. Inside: brown. Outside: grayish green.

Pottery 55 (Fig. 13): Jar. Ht: 3. 3cm. IV-20, west of BLD3, ash layer. Wet-smoothed outside, uneven finish inside. Surface: grayish green.

Pottery 56 (Fig. 13): Jar. Ht: 2. 4cm. IV-20, bluish sand layer. Wet-smoothed outside, scraped inside. Surface: grayish green.

Pottery 57 (Fig. 13): Jar. Ht: 8cm. IV, V-21, west of BLD1, decayed mud- brick layer. Wet-smoothed outside, scraped inside. Surface: grayish green.

Pottery 58 (Fig. 13): Jar. Ht: 8cm. IX-23, Room 46, upper floor. Polished outside, scraped inside. Surface: greenish cream.

Pottery 59 (Fig. 14): Jar. Ht: 6. 3cm. IX-23, Room 46, upper floor. Polished outside, scraped inside. Surface: grayish green.

Pottery 60 (Fig. 14): Jar. Ht: 6. 2cm. III, IV-22, east of BLD1, under bluish sand layer. Wet-smoothed outside, wet-smoothed on the neck, scraped on the body. Surface: grayish green.

Pottery 61 (Fig. 14): Jar. Ht: 2. 4cm. IV-20, ash layer. Wet-smoothed outside, scraped inside. Surface: light brown.

Pottery 62 (Fig. 14): Jar. Ht: 4. 7cm. III, IV-22, ash layer. Wet-smoothed outside, wet-smoothed on the neck and scraped on the body. Surface: brown, with dirt.

Pottery 63 (Fig. 14): Jar. Ht: 4. 8cm. III-21, north of BLD1, bluish sand layer. Much fine sand layer. Wet-smoothed outside, scraped inside. Paste: light brown. Surface: whitish green.

Pottery 64 (Fig. 14): Jar. Ht: 5. 4cm. IX-21, 22, west of BLD4, ash layer. Wet-smoothed outside, scraped inside. Surface: grayish green.

Pottery 65 (Fig. 14): Jar. Ht: 4cm. III-21, east of BLD1, bluish sand. Wet-smoothed outside, scraped inside. Surface: grayish green.

Pottery 66 (Fig. 14): Jar. Ht: 2. 6cm. V. VI-22, east of BLD2, under bluish sand layer. Wet-smoothed outside, scraped inside. Surface: grayish green to buff.

Pottery 67 (Fig. 14): Jar. Ht: 5cm. V, VI-22. east of BLD2, under bluish sand layer. Wet-smoothed outside, scraped inside. Paste: reddish brown. Surface: cream.

Pottery 68 (Fig. 14): Jar. Ht: 7. 2cm. VII-23, 24, out of buildings, bluish sand. Wet-smoothed on both sides, some scraping on the inner body. Paste: buff. Surface: light green. There is dirt on both sides.

Pottery 69 (Fig. 14): Jar. Ht: 2cm. III-21, upper layer. Wet-smoothed outside, worn out inside. Surface: buff.

Pottery 70 (Fig. 14): Jar. Ht: 3. 3cm. VIII, IX-22, between BLDs 4 and 5, ash layer. Wet-smoothed outside, scraped inside. Paste: light brown. Surface: grayish green.

Pottery 71 (Fig. 14): Jar. Ht: 7. 2cm. VI-19, BLD6, Room 54, in the floor. Paste: fine and compact. Wet-smoothed outside, scraped inside. Surface: green.

Pottery 72 (Fig. 15): Jar. Ht: 5. 2cm. IV-20, north of BLD1, ash layer. Paste: very fine. Wet-smoothed on

both sides. Paste: light brown. Surface: grayish green.

Pottery 73 (Fig. 15): Jar. Ht: 6. 2cm. IV, V-21, west of BLD1, ash layer. Polished outside, scraped inside. Paste: light brown. Surface: grayish green.

Pottery 74 (Fig. 15): Jar. Ht: 2. 4cm. V-20, 21, out of buildings, decayed mud-brick layer. Polished outside, scraped and wet-smoothed inside. Surface: whitish green.

Pottery 75 (Fig. 15): Jar. Ht: 4cm. IV-20, north of BLD1, ash layer. Polished outside, scraped inside. Surface: grayish green.

Pottery 76 (Fig. 15): Jar. Ht: 4. 3cm. IX-21, 22, west of BLD4, ash layer. Polished outside, scraped and wet-smoothed inside. Surface: grayish green.

Pottery 77 (Fig. 15): Jar. Ht: 2cm. VI-21, BLD2, Room 3, decayed mud-brick layer. Polished outside, worn out inside. Surface: grayish green.

Pottery 78 (Fig. 15): Jar. Ht: 6. 2cm. VIII, IX-21, 22, ash layer. Wet-smoothed outside, wet-smoothed on the neck and scraped on the body inside. Surface: buff.

Pottery 79 (Fig. 15): Jar. Ht: 5. 7cm. Northern Area. Wet-smoothed. Surface: grayish green.

Pottery 80 (Fig. 15): Jar. Ht: 9. 3cm. VI-17, in a pit. Polished outside, scraped inside. Surface: grayish green.

Pottery 81 (Fig. 15): Jar. Ht: 1. 7cm. VI-22, BLD2, Room 1, in the floor. Wet-smoothed outside, scraped inside. Paste: buff. Surface: reddish brown.

Pottery 82 (Fig. 15): Jar. Ht: 2cm. VIII, IX-22, 23, ash layer. Wet-smoothed. Surface: grayish green.

Pottery 83 (Fig. 15): Jar. Ht: 3. 9cm. VIII-21, BLD4, Room 34, lower floor. Wet-smoothed on both sides. Surface: gray to cream.

Pottery 84 (Fig. 15): Jar. Ht: 4. 5cm. IX-21, 22, west of BLD4, ash layer. The thickness of neck wall is noteworthy. Strong wet-smoothing outside, finger pressing inside. Paste: light brown. Surface: grayish green.

Pottery 85 (Fig. 16): Jar. Ht: 8cm. VI-22, BLD2, Room 1, in the floor. Wet-smoothed outside, scraped inside except for the upper 4cm portion, which is wet-smoothed. Surface: light green.

Pottery 86 (Fig. 16): Jar. Ht: 8. 5cm. VI-21, Room 3N, decayed mud-brick layer. Polished outside, scraped inside. Surface: brown.

Pottery 87 (Fig. 16): Jar. Ht: 4. 3cm. III-21, BLD1, Room 19. Wet-smoothed outside, scraped inside. Surface: grayish green.

Pottery 88 (Fig. 16): Jar. Ht: 3. 1cm. VI, VII-22, east of BLD2, upper layer. Polished outside, scraped inside. Paste: brown. Surface: grayish green.

Pottery 89 (Fig. 16): Jar. Ht: 3cm. IV-20, out of buildings, ash layer. Wet-smoothed outside, scraped inside. Surface: grayish green.

Pottery 90 (Fig. 16): Jar. Ht: 5cm. IX-23, BLD5, Room 46, upper floor. Polished outside, scraped inside. Paste: light brown. Surface: creamy green.

Pottery 91 (Fig. 16): Jar. Ht: 5. 5cm. VI-18, west of Perimeter Wall, under bluish sand layer. Wet-smoothed outside, scraped inside. Paste: light brown. Surface: gray to light brown.

Pottery 92 (Fig. 16): Jar. Ht: 2. 1cm. VIII, IX-22, between BLDs 4 and 5, ash layer. Wet-smoothed outside, scraped inside. Surface: grayish green.

Pottery 93 (Fig. 16): Jar. Ht: 7cm. IX-23, BLD46, Room 46, upper floor. Polished outside, scraped inside. Paste: light brown. Surface: creamy green.

Pottery 94 (Fig. 16): Jar. Ht: 6cm. IX-22, south of BLD4, bluish sand layer. Wet-smoothed outside, scraped inside. Surface: grayish green.

Pottery 95 (Fig. 16): Jar. Ht: 5. 4cm. IX-22, out of BLD4, bluish sand layer. Wet-smoothed outside,

scraped inside. Paste: buff. Surface: brown.

Pottery 96 (Fig. 17): Jar. Ht: 9cm. VI, VII-18, bluish sand layer. Polished outside, scraped inside. Surface: grayish green.

Pottery 97 (Fig. 17): Jar. Ht: 3. 3cm. II, IV-22, east of BLD1, under bluish sand layer. Wet-smoothed outside, scraped and wet-smoothed inside. Paste: light brown. Surface: grayish green.

Pottery 98 (Fig. 17): Jar. Ht: 4. 4cm. VII-22, near Grave 148, upper layer. Wet-smoothed outside, scraped horizontally inside. Paste: light red. Surface: grayish green.

Pottery 99 (Fig. 17): Jar. Ht: 2. 2cm. IV-22, BLD1, Room 12a, on the floor. Wet-smoothed outside, scraped inside. Surface: grayish green.

Pottery 100 (Fig. 17): Jar. Ht: 3. 6cm. Out of BLD1, decayed mud-brick layer. Scraped and wet-smoothed on both sides. Surface: grayish green.

Pottery 101 (Fig. 17): Jar. Ht: 3. 5cm. IX-22, BLD4, Room 36, ash Wet-smoothed on both sides. Paste and Surface: grayish green to brown.

Pottery 102 (Fig. 17): Jar. Ht: 4. 8cm. III-21, north of BLD1, bluish sand layer. Wet-smoothed outside, scraped inside. Paste: cream. Surface: buff.

Pottery 103 (Fig. 17): Jar. Ht: 6. 4cm. V-20, out of buildings, decayed mud-brick layer. Wet-smoothed outside, scraped inside. Paste: light brown. Surface: grayish green.

Pottery 104 (Fig. 17): Jar. Ht: 2. 6cm. Northern Area. Surface: grayish green.

Pottery 105 (Fig. 17): Jar. Ht: 5. 3cm. VII-21, 22, out of buildings, ash layer. Smoothed outside, that is done by something but hands. Scraped inside, upper part of the neck is wet-smoothed. Paste: light brown, Surface: greenish cream.

Pottery 106 (Fig. 17): Jar. Ht: 4. 5cm. IX-22, BLD4, Room 36, ash layer. Wet-smoothed outside, scraped and wet-smoothed inside. Surface: grayish green.

Pottery 107 (Fig. 17): Jar. Ht: 2. 9cm. IV-20, BLD8, Room 71, decayed mud-brick layer. Wet-smoothed inside, scraped and wet-smoothed inside. Surface: light brown.

Pottery 108 (Fig. 17): Jar. Ht: 3. 1cm. IV, V-21, out of BLD1, lower floor. Wet-smoothed outside, scraped inside of the body, wet-smoothed on the neck. Paste and Surface: light brown.

Pottery 109 (Fig. 7): Jar. Ht: 1. 3cm. VI-18, west of Perimeter Wall, under bluish sand layer. Wet-smoothed outside, scraped inside. Surface: grayish green.

Pottery 110 (Fig. 17): Jar. Ht: 1. 9cm. IX, VIII-22, east of BLD4, ash layer. Wet-smoothed outside, scraped and wet-smoothed inside. Paste: light brown. Surface: cream.

Pottery 111 (Fig. 17): Jar. Ht: 3. 7cm. III, IV-22, east of BLD2, under bluish sand layer. Wet-smoothed. Surface: light brown.

Pottery 112 (Fig. 17): Jar. Ht: 3. 4cm. Northern Area, decayed mud-brick layer. Finger-pressed and wet-smoothed outside, scraped inside. Paste: buff. Surface: cream.

Pottery 113 (Fig. 18): Jar. Ht: 4cm. VII-23, 24, out of buildings, decayed mud brick layer. Wet-smoothed outside, scraped and wet-smoothed inside. surface: light green.

Pottery 114 (Fig. 18): Jar. Ht: 3. 2cm. III-21, out of BLD1, under bluish sand layer. Wet-smoothing with striations outside, scraped inside. Surface: light brown.

Pottery 115 (Fig. 18): Jar. Ht: 3. 6cm. VIII, IX-22, 23, out of buildings, decayed mud-brick layer. Sand is rare. Fired hard. Wet-smoothed outside, scraped and wet-smoothed inside. Surface: light green.

Pottery 116 (Fig. 18): Jar. Ht: 5. 9cm. IV-20, out of buildings, ash layer. Polished outside, scraped inside. Both sides are wet-smoothed at the rim. Surface: grayish green.

Pottery 117 (Fig. 18): Jar. Ht: 2. 5cm. III-21, north of BLD1, bluish sand layer. Weathered. Surface: light green.

Pottery 118 (Fig. 18): Jar. Ht: 2cm. IX-21, 22, out of BLD4, ash layer. Wet-smoothed. Paste: light brown. Surface: light green.

Pottery 119 (Fig. 18): Jar. Ht: 3. 7cm. VI-21, BLD2, Room 3N, decayed mud-brick layer. Straw-tempered, sand is rare. Wet-smoothed outside, finger pressed inside. Firing: a bit low. Surface: light yellowish green.

Pottery 120 (Fig. 18): Jar. Ht: 12cm IV-21, BLD1, Room 13b, south-east corner, lowest level of the floor. Junctions of clay coil are clear. Wet-smoothed outside, scraped inside. Surface: light brown.

Pottery 121 (Fig. 18): Carinated pot or jar (express " pot" below). Ht: 4. 6cm. VIII, IX-22, out of BLD4, ash layer. Polished outside, wet-smoothed inside. Surface: light green.

Pottery 122 (Fig. 18): Carinated pot. Ht: 3. 3cm. III, IV-22, east of BLD1, under bluish sand layer. Wet-smoothed outside, scraped and wet-smoothed inside. Surface: grayish green.

Pottery 123 (Fig. 18): Carinated pot. Ht: 3. 9cm. Northern Area. Wet-smoothed outside, scraped and smoothed inside. Surface: grayish green.

Pottery 124 (Fig. 18): Carinated pot. Ht: 3. 2cm. III, IV-22, east of BLD1, under bluish sand layer. Sand is rare in the paste. Polished outside, wet smoothed inside. Inner rim is also polished. Paste: light brown. Surface: greenish white.

Pottery 125 (Fig. 18): Carinated pot. Ht: 5. 4cm. IX-22, BLD4, Room 36, ash layer. The paste is quite fine. Wet-smoothed on both sides. Surface: grayish green.

Pottery 126 (Fig. 18): Carinated pot. Ht: 5cm. IV-20, out of buildings, ash layer. Wet-smoothed and polished outside, scraped and wet-smoothed inside. Surface: buff.

Pottery 127 (Fig. 18): Carinated pot. Ht:4. 8cm. V-21, ash layer. Polished outside, scraped and wet-smoothed inside. Surface: buff.

Pottery 128 (Fig. 19): Carinated pot. Ht: 5. 3cm. V-21, ash layer. The paste is fine. Wet-smoothed and polished outside, wet-smoothed inside. Surface: grayish green.

Pottery 129 (Fig. 19): Carinated pot. Ht: 4. 4cm. IV, V-20, out of buildings, bluish sand layer. Very fine paste, sand is quite rare. Wet-smoothed and polished outside, scraped and wet-smoothed inside. surface: grayish green.

Pottery 130 (Fig. 19): Carinated pot. Ht: 4. 6cm. V-18, out of BLD7, ash layer. Very fine paste. Wet-smoothed. Surface: grayish green.

Pottery 131 (Fig. 19): Carinated pot. Ht: 6. 2cm. IV-21, BLD1, Room 17, bluish sand layer. Polished outside, wet-smoothed inside. Surface: grayish green.

Pottery 132 (Fig. 19): Carinated pot. Ht: 4. 2cm. V, VI-22. BLD2, Room 3N, ash layer. Elaborately wet-smoothed. Surface: light brown.

Pottery 133 (Fig. 19): Carinated pot. Ht: 4. 3cm. IV-20, out of buildings, ash layer. Wet-smoothed outside, scraped and wet-smoothed inside. Surface: grayish green.

Pottery 134 (Fig. 19): Carinated pot. Ht: 5cm. IV-20, west of BLD1, ash layer. Wet-smoothed outside, scraped and polished inside. Surface: light green.

Pottery 135 (Fig. 19): Carinated pot. Ht: 2. 9cm. III, IV-20, west of BLD1, ash layer. Wet-smoothed on both sides. Surface: grayish green.

Pottery 136 (Fig. 19): Carinated pot. Ht: 6cm. IV, V-20, west of BLD1, under ash layer. Some polishing outside, wet-smoothed inside. Surface: light brown.

Pottery 137 (Fig. 19): Carinated pot. Ht: 2. 8cm IV-20, BLD8, Room 71, decayed mud-brick layer. Wet-smoothed on both sides. Surface: grayish green.

Pottery 138 (Fig. 19): Carinated pot. Ht: 2. 6cm. VI, VII-22, upper layer. Wet-smoothed on both sides, some polishing outside. Surface: grayish green.

- Pottery 139** (Fig. 19): Carinated pot. Ht: 5. 3cm. IV, V-20, under ash layer. Wet-smoothed and polished outside, scraped and wet-smoothed inside. Paste: light brown. Surface: grayish green.
- Pottery 140** (Fig. 19): Carinated pot. Ht: 4. 9cm. V-18, east of BLD7, ash layer. Wet-smoothed outside, scraped and wet-smoothed inside. Paste: light brown. Surface: light grayish green.
- Pottery 141** (Fig. 19): Carinated pot. Ht: 5. 7cm. VI, VII-22, upper layer. Wet-smoothed on both sides. Paste: light brown. Surface: whitish green.
- Pottery 142** (Fig. 19): Carinated pot. Ht: 7. 4cm. IV-22, east of BLD1, under bluish sand layer. Polished outside, scraped inside. Both sides of the rim are wet-smoothed. Surface: grayish green.
- Pottery 143** (Fig. 19): Carinated pot. Ht: 3. 6cm. IV-20, ash layer. Wet-smoothed outside, scraped and wet-smoothed inside. Surface: light brown.
- Pottery 144** (Fig. 19): Carinated pot. Ht: 4. 2cm. IV-20, west of BLD1, bluish sand layer. Wet-smoothed. Paste: light brown. Surface: grayish green. There is dirt outside.
- Pottery 145** (Fig. 19): Carinated pot. Ht: 6. 5cm. IV, V-21, out of buildings, decayed mud-brick layer. Polished outside, scraped and wet-smoothed inside. Surface: light green.
- Pottery 146** (Fig. 19): Carinated pot. Ht: 4cm. VII-21, 22, ash layer. Wet-smoothed. Surface: grayish green.
- Pottery 147** (Fig. 19): Carinated pot. Ht: 3. 9cm. III-21, West of BLD1, bluish sand. Polished outside, wet-smoothed inside. Surface: grayish green.
- Pottery 148** (Fig. 20): Carinated pot. Ht: 4. 3cm. IV-20, BLD8, Room 71, decayed mud-brick layer. A bit coarse paste. Wet-smoothed at the rim and polished outside, scraped and wet-smoothed inside. Paste: light brown. Surface: grayish green.
- Pottery 149** (Fig. 20): Carinated pot. Ht: 4. 6cm. IV-20, west of BLD1, ash layer. Polished outside, wet-smoothed inside. Surface: grayish green.
- Pottery 150** (Fig. 20): Carinated pot. Ht: 2. 5cm. IV-20, West of BLD1, ash layer. Wet-smoothed. Surface: grayish green.
- Pottery 151** (Fig. 20): Carinated pot. Ht: 4. 6cm. III, IV-22, east of BLD1, bluish sand. Wet-smoothed outside, scraped and wet-smoothed inside. Surface: light brown.
- Pottery 152** (Fig. 20): Carinated pot. Ht: 10cm. IV-20, west of BLD1, ash layer. Wet-smoothed on the upper half and polished on the lower half. Scraped and wet-smoothed inside. Surface: grayish green.
- Pottery 153** (Fig. 20): Carinated pot. Ht: 6cm. VII-23, 24, out of buildings, bluish sand layer. Wet-smoothed and polished a bit outside, wet-smoothed inside. Surface: light brown.
- Pottery 154** (Fig. 20): Carinated pot. Ht: 5. 1cm. VI-22, BLD2, Room 1, in the floor. Wet-smoothed outside, scraped and wet-smoothed inside. Paste: light brown. Surface: grayish green.
- Pottery 155** (Fig. 20): Carinated pot. Ht: 3cm. VI-22, BLD1, in the floor. Wet-smoothed and polished outside, wet-smoothed inside. Paste: light brown. Surface: grayish green.
- Pottery 156** (Fig. 20): Carinated pot. Ht: 3. 9cm. IV-22, east of BLD1, under bluish sand layer. Wet-smoothed. Paste and Surface: cream to reddish brown.
- Pottery 157** (Fig. 20): Carinated pot. Ht: 5cm. III, IV-22, east of BLD1, under bluish sand layer. Wet-smoothed and polished outside, wet-smoothed inside. Surface: light brown.
- Pottery 158** (Fig. 20): Carinated pot. Ht: 5. 2cm. III, IV-20, west of BLD1, ash layer. Wet-smoothed. Surface: light brown.
- Pottery 159** (Fig. 20): Carinated pot. Ht: 4cm. IV, V-20, 21, out of buildings, decayed mud-brick layer. Wet-smoothed. Surface: grayish green.
- Pottery 160** (Fig. 20): Carinated pot. Ht: 5. 2cm. IV-20, BLD8, Room 71, decayed mud-brick layer.

Sparsely polished outside, wet-smoothed inside. Paste: light brown. Surface: grayish green.

Pottery 161 (Fig. 20): Carinated pot. Ht: 5cm. IV-20, out of buildings, ash layer. Polished outside, wet-smoothed inside. Surface: grayish green.

Pottery 162 (Fig. 20): Carinated pot. Ht: 4. 7cm. IV, V-20. west of BLD1, under ash layer. Carefully polished on both sides. Surface: grayish green.

Pottery 163 (Fig. 20): Carinated pot. Ht: 3. 3cm. VII-21, 22. Polished outside, wet-smoothed inside. Surface: light brown.

Pottery 164 (Fig. 20): Carinated pot. Ht: 4. 5cm. III, IB-22, east of BLD1, under bluish sand layer. Wet-smoothed. Surface: light brown.

Pottery 165 (Fig. 20): Carinated pot. Ht: 4. 3cm. VII-23, 24, out of buildings, bluish sand layer. Polished outside, scraped and wet-smoothed inside. Surface: buff.

Pottery 166 (Fig. 20): Carinated pot. Ht: 3. 1cm. IV-20, out of buildings, bluish sand layer. Wet-smoothed. Surface: grayish green.

Pottery 167 (Fig. 20): Carinated pot. Ht: 7. 7cm. V-18, out of buildings, ash layer. Wet-smoothed outside, scraped and wet-smoothed on the upper portion inside. Surface: buff.

Pottery 168 (Fig. 21): Pot fragment with a handle. Ht: 8cm. V-18, out of buildings, ash layer. Wet-smoothed outside, scraped inside. Paste: brown. Surface: grayish green.

Pottery 169 (Fig. 21): Neckless jar. VII-23, 24, out of buildings, decayed mud-brick layer. Wet-smoothed. Surface: grayish green.

Pottery 170 (Fig. 21): Base fragment with a potter's mark. Thickness: 0. 6cm. III, IV-20, west of BLD1, ash layer. Surface: light brown.

Pottery 171 (Fig. 21): Bowl fragment with a "potter's mark". IV-20, BLD8, Room 71, decayed mud-brick layer. Wet-smoothed on both sides. Paste: brown. Surface: grayish green.

Pottery 172 (Fig. 21): Carinated pot fragment with a "potter's mark" or a design. VI-17 in a pit. Wet-smoothed outside, scraped inside. Paste: reddish brown. Surface: grayish green.

Painted Pottery

Pottery 173 (Fig. 22): Long-necked jar with a lip. Ht: 8. 3cm. III-21, BLD1, Room 19, in the floor. Scraped and wet-smoothed inside, cream slip outside. Paste: greenish buff. Paint: dark green. Horizontal lines and a horizontal zigzag.

Pottery 174 (Fig. 22): Long-necked jar. Ht: 8. 4cm. VIII-23, east of BLD5, bluish sand layer. Wet-smoothed on both sides. Paste: light brown. Paint: brown. Horizontal lines and a horizontal zigzag outside, a narrow band at the rim inside.

Pottery 175 (Fig. 22): Jar with angular shoulder. Ht: 5. 8cm. Wet-smoothed outside, scraped inside. Surface: whitish green. Paint: dark green. Horizontal lines and vertical zigzags outside, short oblique lines at the inner rim.

Pottery 176 (Fig. 22): Flat base of jar. Ht: 6cm. VI, VII-22, out of buildings, upper layer. Paste: light brown. Surface: wet-smoothed and buff in color. Paint: violet. A cross-hatched band and a horizontal line.

Pottery 177 (Fig. 22): Jar with globular body. Ht: 13. 6cm. MD: 15. 8cm. V-22, 23, Grave 279. Scraped and wet-smoothed in the upper half on both sides. Paste: grayish green. Paint: dark green. Horizontal lines, a row of chevrons, a cross-hatched band and a horizontal line.

Pottery 178 (Fig. 22): Jar with globular body. Ht: 13cm. MD: 15cm. VI-16, Grave 247. The rim opens a little and the base is flat. Scraped and wet-smoothed in the upper half. Paste: light brown. Cream slip is applied in the painted part. Grid pattern, horizontal lines, two rows of vertical zigzags and a wavy line.

Pottery 179 (Fig. 22): Jar with carination. Ht: 17. 8cm. MD: 18. 2cm. III, IV-21, 22, BLD1, Room 22, under bluish sand layer. Scraped under the carination and wet-smoothed outside. Wet-smoothed inside.

Paste (paste and surface): light brown. Paint: red. Horizontal lines and two rows of triangles filled with oblique lines.

Pottery 180 (Fig. 22): Pot with swollen body. Ht: 15.6cm. MD: 21.6cm. IV, V-21, BLD1, Room 13b. decayed mud-brick layer. Wet-smoothed on both sides. Paste: grayish green. Paint: dark green. Grid pattern, horizontal lines, two rows of triangles filled with cross-hatching.

Pottery 181 (Fig. 23): Neckless jar. Ht: 7.6cm. IX-21, decayed mud-brick layer. Wet-smoothed on both sides. Paste: grayish green. Paint: dark green.

Pottery 182 (Fig. 23): Jar with squat body. Ht: 7.6cm. MD: 14.3cm. IV-21, BLD1, Room 13b on the floor. Wet-smoothed on both sides. Paste: light brown. Paint: dark green. Irregular waving lines.

Pottery 183 (Fig. 23): Jar with squat jar. Ht: 5.2cm. MD: 6.9cm. VI-17, out of buildings, gray sand layer. The surface is weathered. Paste: grayish green. Paint: dark green. A row of butterflies, which are made of pair of triangles filled with cross-hatching.

Pottery 184 (Fig. 23): Lip of jar or pot. Ht: 4.9cm. VI, VII-21, 22, decayed mud-brick layer. Wet-smoothed outside, scraped inside. Paste: buff. Paint: dark brown. The part under the lip is marked off in a square, where two crosses are drawn. Horizontal lines in the other part.

Pottery 185 (Fig. 23): Lip of jar. Ht: 4cm. V-18, east of BLD7, ash layer. Wet-smoothed on both sides. Paste: buff. Paint: dark brown. The part under the lip is marked off by two lines and horizontal lines are drawn in the other part. Short oblique lines inside rim.

Pottery 186 (Fig. 23): Handle of pot. VII-18, near Perimeter wall, decayed mud-brick layer. Ht: 4.7cm. Diameter of rim: 9cm. Wet-smoothed outside, scraped inside. Paste: grayish green. Paint: dark green. Grid pattern and horizontal lines.

Pottery 187 (Fig. 23): Oval pot with two handles. Ht: 5.1cm. VI-18, decayed mud-brick layer. Wet-smoothed on both sides. Paste: grayish green. Paint: dark green. The handle and the rim is painted and vertical lines are drawn on the sides of the handle.

Pottery 188 (Fig. 23): Oval pot with two handles. Ht: 13cm. MD(body): 21.1cm. VII-22, 23, Grave 277. Scraped and wet-smoothed. Paste: buff. Paint: dark green to violet. Grid pattern, a row of solid triangles, horizontal lines and a wavy line. The handles are flanked by two vertical lines on both sides and a cross is drawn between them.

Pottery 189 (Fig. 24): Bowl with straight side. Ht: 6cm. Mouth diameter: 20cm. II-21, decayed mud-brick layer. Wet-smoothed on both sides. Paste: buff. Paint: dark green. Horizontal lines and a cross-hatched triangle
Linside.

Pottery 190 (Fig. 24): Dish. Ht: 3.5cm. Mouth diameter: 16cm. XXVIII-20, decayed mud-brick layer. Roughly wet-smoothed on both sides. Paste: buff. Paint: brownish violet. A row of triangles inside.

Pottery 191 (Fig. 24): Bowl-on-stand. Ht: 5.4cm. VII-22, decayed mud-brick layer. Sand and a kind of vegetable material is tempered in the paste: Wet-smoothed. Paste: grayish green. Paint: dark brown. Several lines divide the bottom geometrically and some parts are cross-hatched. A thick band outside.

Pottery 192 (Fig. 24): Bowl-on-stand. Ht: 4.1cm. VII-22, decayed mud-brick layer. Wet-smoothed. Paste: light brown. Paint: brownish violet. The bottom is divided into cross-hatched triangles making Malta's crosses. Three horizontal lines outside.

Pottery 193 (Fig. 24): Stand. The upper part is fallen off at the junction. Ht: 7.7cm. VIII, IX-22, 23, between BLDs 4 and 5, ash layer. Wet-smoothed. Paste: buff. Paint: dark green. Horizontal lines and a row of triangles filled with oblique lines.

Pottery 194 (Fig. 24): Square base. Ht: 1cm. VII-18, west of the Perimeter Wall, decayed mud-brick layer. Wet-smoothed. Paste: grayish green. Paint: dark green.

Pottery 195 (Fig. 24): Pointed base. Ht: 5. 1cm. VII-21, decayed mud-brick layer. Wet-smoothed. Paste: buff. Paint: dark brown. The center of the cross design is at the pointed place. Two facing parts are filled with concentric lines. Three lines are arranged between the two parts.

Pottery 196 (Fig. 24): Irregular shaped fragment, near base. Ht: 4. 4cm. VII-23, out of buildings, bluish sand layer. Wet-smoothed. Paste: light brown. Paint: reddish brown. Chevrons between vertical lines and horizontal lines in the other part.

Pottery 197 (Fig. 25): Jar. Ht: 3. 5cm. III, IV-21, upper layer. Wet-smoothed. Paste: grayish green. Paint: dark green. Oblique lines or triangles.

Pottery 198 (Fig. 25): Jar. Ht: 5cm. Mouth diameter: 9cm. VII-22, out of buildings, bluish sand layer. Wet-smoothed. Paste: light brown. Paint: dark brown. Grid and horizontal lines outside, a band filled with oblique lines inside.

Pottery 199 (Fig. 25): Jar. Ht: 3. 1cm. V-21, out of buildings, decayed mud-brick layer. Wet-smoothed. Paste: buff. Paint: black. Oblique lines outside, a line at the inner rim.

Pottery 200 (Fig. 25): Jar. Ht: 3. 9cm. V-22, upper layer. Wet-smoothed. Paste: grayish green. Paint: dark violet. Horizontal lines and two row of linear triangles.

Pottery 201 (Fig. 25): Jar. Ht: 1. 4cm. V, VI-21, in a pit. Wet-smoothed. Paste: grayish green. Paint: black. Horizontal lines and two rows of linear triangles.

Pottery 202 (Fig. 25): Jar with squat body and short neck. Ht: 8. 6cm. VI, VII-21, in a pit. Wet-smoothed outside and inner rim, scraped inside. Paste: grayish green. Paint: light green. Horizontal lines, groups of oblique lines and a row of triangles filled with oblique lines.

Pottery 203 (Fig. 25): Neckless jar. Ht: 7. 3cm. VI-22, BLD2, Room 1 on the floor. Wet-smoothed. Paste: buff. Paint: reddish brown. Two rows of three horizontal lines and two rows of horizontal zigzag.

Pottery 204 (Fig. 25): Jar. IV-21, decayed mud-brick layer. Wet-smoothed. Paste: buff. Paint: brown. Four rows of zigzags and three rows of three horizontal lines, two horizontal lines at the bottom.

Pottery 205 (Fig. 25): Jar. Ht: 4. 1cm. VI-19, bluish sand layer. Wet-smoothed outside, scraped inside. Paste: grayish green. Paint: dark green. Horizontal lines, two rows of oblique lines, a horizontal zigzag.

Pottery 206 (Fig. 25): Small jar. Ht: 4. 1cm. VIII-22, east of BLD4, under the ash layer. Paste: grayish green. Paint: dark green. Horizontal lines, a row of oblique lines and a horizontal zigzag.

Pottery 207 (Fig. 25): Jar. Ht: 5. 1cm. VI-19, BLD6, Room 54, on the floor. Wet-smoothed outside. Paste: buff. Paint: red. Horizontal lines, a row of oblique lines and concentric triangles.

Pottery 208 (Fig. 25): Jar. Ht: 5. 2cm. VI-16, 17, decayed mud-brick layer. Wet-smoothed on both sides. Paste: buff. Paint: brown. Horizontal lines, a row of chevrons and a row of triangles filled with cross-hatching.

Pottery 209 (Fig. 25): Jar. Ht: 8cm. VI-19, decayed mud-brick layer. Paste: buff. Paint: dark brown. A row of vertical zigzags, horizontal lines and a row of concentric triangles.

Pottery 210 (Fig. 25): Jar. Ht: 3. 1cm. IV, V-20, bluish sand layer. Paste: grayish green. Paint: dark green. Horizontal lines and a horizontal zigzag.

Pottery 211 (Fig. 25): Jar. Ht: 6. 1cm. VII-23, 24, decayed mud-brick layer. Wet-smoothed. Paste: light brown. Paint: yellowish brown. Horizontal lines and a row of triangles filled with oblique lines.

Pottery 212 (Fig. 25): Jar. Ht: 4. 2cm. VI-19, east of BLD6, decayed mud-brick layer. Wet-smoothed. Paste: grayish green. Paint: dark green. Horizontal lines and a row of triangles filled with oblique lines.

Pottery 213 (Fig. 25): Jar. Ht: 6. 2cm. IV-20, BLD8, on the floor. Wet smoothed. Paste: grayish green. Paint: black. Oblique lines, horizontal lines and a triangle filled with cross-hatching.

Pottery 214 (Fig. 25): Jar. Ht: 4. 7cm. VIII-21, decayed mud-brick layer. Wet-smoothed. Paste: grayish green. Paint: dark green. Two rows of concentric triangles.

Pottery 215 (Fig. 25): Jar. Ht: 3. 4cm. V-18, bluish sand layer. Wet-smoothed. Paste: grayish green. Paint: dark green. Two rows of tringles filled with cross-hatching.

Pottery 216 (Fig. 25): Jar. Ht: 4cm. IX-22, 23, ash layer. Wet-smoothed. Paste: grayish green. Paint: dark green. Cross-hatched triangles whose points are arranged alternately.

Pottery 217 (Fig. 25): Jar. Ht: 4. 1cm. IX-22, Room 36, ash layer. Wet-smoothed. Paste: grayish green. Paint: dark green. Two rows of cross-hatched triangles.

Pottery 218 (Fig. 25): Jar. Ht: 3. 9cm. V-18, BLD7, Room 61, on the floor. Wet-smoothed outside. Paste: buff. Paint: brown. a row of cross-hatched triangles and a horizontal line.

Pottery 219 (Fig. 25): Jar. 4. 6cm. XXIX-20, BLD9, Room 92, decayed mud-brick layer. Wet-smoothed outside. Paste: grayish green. Paint: dark green. Horizontal lines and a row of concentric triangles.

Pottery 220 (Fig. 25): Jar. Ht: 4. 9cm. VI-18, 19, decayed mud-brick layer. Wet-smoothed outside, roughly smoothed inside. Paste: buff. Paint: dark brown. A concentric triangles between horizontal lines.

Pottery 221 (Fig. 25): Jar. Ht: 4. 9cm. V-20, decayed mud-brick layer. Wet-smoothed outside. Paste: grayish green. Paint: dark green. A concentric triangle.

Pottery 222 (Fig. 25): Jar. Ht: 6. 7cm. VIII-22, BLD4, Room 35, ash layer. Wet-smoothed on both sides. Paste: grayish green. Paint: dark green. A row of concentric triangles.

Pottery 223 (Fig. 25): Jar. Ht: 3. 2cm. XXVIII-21, decayed mud-brick layer. Wet-smoothed. Paste: grayish green. Paint: dark green. A row of concentric triangles and a horizontal line.

Pottery 224 (Fig. 25): Jar. Ht: 4. 4cm. VI-19, BLD6, Room 54 in the floor. Wet-smoothed outside, scraped inside. Paste: light brown. Paint: dark green. A concentric triangle and a horizontal line.

Pottery 225 (Fig. 25): Jar. Ht: 3. 7cm. VII-22, out of BLD4, under bluish sand layer. Wet-smoothed outside. Paste: buff. Paint: reddish brown. A row of oblique lines and a horizontal line.

Pottery 226 (Fig. 25): Jar. Ht: 3. 4cm. VI-18, west of the Perimeter Wall, bluish sand layer. Wet-smoothed. Paste: grayish green. Paint: dark green. Horizontal lines, groups of oblique lines and a wave.

Pottery 227 (Fig. 25): Jar. Ht: 3. 5cm. III-21, west of BLD1, under bluish sand layer. Wet-smoothed. Paste: grayish green. Paint: dark green. Horizontal lines and oblique lines.

Pottery 228 (Fig. 25): Jar. V-22, decayed mud-brick layer. Wet-smoothed. Paste: buff. Paint: reddish brown. Horizontal lines and oblique lines.

Pottery 229 (Fig. 25): Jar. Ht: 3. 8cm. III-21, BLD1, Room 21, on the floor. Wet-smoothed. Paste: grayish green. Paint: dark green. Two horizontal lines filled with cross-hatching between them.

Pottery 230 (Fig. 25): Jar. Ht: 4. 5cm. V-20, out of buildings, decayed mud-brick layer. Wet-smoothed. Paste: grayish green. Paint: dark green. Horizontal lines and a row of chevrons.

Pottery 231 (Fig. 26): Jar. Ht: 4. 6cm. IX-21, 22, out of BLD4, on the floor. Wet-smoothed. Paste: buff. Paint: dark brown. Vertical lines and a zigzag outside, a horizontal line at the inner rim.

Pottery 232 (Fig. 26): Jar. Ht: 4. 4cm. V-24, out of BLD3, decayed mud-brick layer. Wet-smoothed. Paste: grayish green. Paint: dark green. Rows of chevrons and horizontal lines are arranged alternately.

Pottery 233 (Fig. 26): Bowl. Ht: 3. 5cm. IV-20, ash layer. Wet-smooth. Paste: grayish green. Paint: dark brown. Horizontal lines and two oblique lines outside, concentric triangles inside.

Pottery 234 (Fig. 26): Bowl or pot. Ht: 8. 5cm. VIII-23, bluish sand layer. Paste: grayish green. Paint: dark green. Groups of long oblique lines and waves.

Pottery 235 (Fig. 26): Bowl. Ht: 11cm. VI-19, bluish sand layer. Wet-smoothed. Paste: buff. Paint: reddish brown. Grid patterns and horizontal lines.

Pottery 236 (Fig. 26): Bowl. Ht: 6cm. VII-21, west of BLD2, ash layer. Roughly smoothed. Paste: grayish green. Paint: dark green. A horizontal zigzag, horizontal lines and a row of concentric triangles outside. Dots at the inner rim.

Pottery 237 (Fig. 26): Bowl. Ht: 4. 6cm. III-21, BLD1, Room 18, on the floor. Wet-smoothed. Paste: brown. Paint: reddish brown. Rows of oblique lines are arranged in alternate directions divided by a horizontal line outside. Three horizontal lines at the inner rim.

Pottery 238 (Fig. 26): Bowl. Ht: 5. 1cm. VII-22, upper layer. Wet-smoothed. Paste: grayish green. Paint: dark green. Horizontal lines.

Pottery 239 (Fig. 26): Bowl. Ht: 3. 4cm. III-21, out of BLD1, under bluish sand layer. Wet-smoothed. Paste: grayish green. Paint: dark green. A grid pattern and a horizontal line outside. Two horizontal lines at the inner rim.

Pottery 240 (Fig. 26): Bowl. Ht: 4. 5cm. VI, VII-18, decayed mud-brick layer. Wet-smoothed. Paste: grayish green. Paint: dark green. A horizontal zigzag and a horizontal line outside. Horizontal lines, vertical zigzags and a kind of geometric design filled with cross-hatching inside.

Pottery 241 (Fig. 26): Bowl. Ht: 6. 4cm. VII-23, 24, out of buildings, decayed mud-brick layer. Wet-smoothed. Paste: light brown. Paint: brown. Waves and horizontal lines.

Pottery 242 (Fig. 26): Bowl. Ht: 5. 8cm. VIII, IX-23, ash layer. Roughly smoothed. Paste: buff. Paint: dark red. Horizontal zigzags and horizontal lines.

Pottery 243 (Fig. 26): Bowl. Ht: 8. 3cm. IV, V-21, BLD1, Room 13, on the floor. Wet-smoothed. Paste: grayish green. Paint: dark green. A grid pattern, horizontal lines, a row of oblique lines outside. Two horizontal lines at the inner rim.

Pottery 244 (Fig. 26): Bowl. Ht: 7cm. IX-22, east of BLD4, ash layer. Wet-smoothed. Paste: grayish green. Paint: dark green. A grid pattern, horizontal lines, rows of oblique lines outside. Three horizontal lines at the inner rim.

Pottery 245 (Fig. 26): Bowl or jar. Ht: 5. 6cm. Mouth diameter: 16cm. VII-22, out of buildings, upper layer. Wet-smoothed on both sides. Paste: grayish green. Paint: dark green. Horizontal lines and groups of oblique lines outside. Short oblique lines at the inner rim.

Pottery 246 (Fig. 26): Bowl. Ht: 7. 2cm. VII-23, out of buildings, ash layer. Wet-smoothed on both sides. Paste: grayish green. Paint: dark green. Horizontal lines and a concentric triangle outside. Horizontal lines at the inner rim.

Pottery 247 (Fig. 26): Bowl. Ht: 4. 2cm. VI-23, out of buildings, decayed mud-brick layer. Paste: buff. Surface: white. Paint: dark brown. A grid pattern and a horizontal line outside. Three horizontal lines at the inner rim.

Pottery 248 (Fig. 26): Bowl. Ht: 5. 5cm. V-20, decayed mud-brick layer. Wet-smoothed. Paste: grayish green. Paint: dark green. A grid pattern and horizontal lines.

Pottery 249 (Fig. 26): Bowl. Ht: 6. 2cm. VI-19, out of buildings, bluish sand layer. Wet-smoothed. Paste: grayish green. Paint: dark green. Horizontal lines, a row of oblique lines, a row of horizontal zigzag and a row of concentric triangles.

Pottery 250 (Fig. 26): Bowl. Ht: 3. 4cm. VI-23, decayed mud-brick layer. Wet-smoothed. Paste: grayish green. Paint: dark green. Horizontal lines and a horizontal zigzag outside, short oblique lines at the inner rim.

Pottery 251 (Fig. 26): Bowl. Ht: 4cm. VI-23, decayed mud-brick layer. Rough surface. Paste: buff. Paint: brown. Horizontal lines and a horizontal zigzag.

Pottery 252 (Fig. 26): Bowl or pot. Ht: 7. 1cm. VII-23, 24, ash layer. Wet-smoothed. Paste: light red. Paint: red. A row of oblique lines, three horizontal lines and a horizontal zigzag are arranged from top to bottom repeatedly outside. Short oblique lines at the inner rim.

Pottery 253 (Fig. 26): Bowl or pot. Ht: 11. 8cm. Mouth diameter: 18cm. IX-24, east of BLD5, decayed mud-brick layer. Wet-smoothed outside, scraped inside. Paste: light red. Surface: buff slip. Paint: red. A

row of oblique lines, three horizontal lines and a horizontal zigzag are arranged from top to bottom repeatedly. A row of solid triangles is set at the bottom.

Pottery 254 (Fig. 26): Bowl or pot. Ht: 8cm. V, VI-21, in a pit. Wet-smoothed outside, scraped inside. Paste: grayish green. Paint: dark green. Horizontal lines, a row of vertical zigzags and a row of concentric triangles outside. Short oblique lines at the inner rim.

Pottery 255 (Fig. 27): Bowl or pot. Ht: 3.9cm. VIII, IX-22, 23, decayed mud-brick layer. Wet-smoothed on both sides. The inside is polished. Paste: grayish green. Paint: dark green. Horizontal lines and rows of horizontal zigzags outside. Short oblique lines at the inner rim.

Pottery 256 (Fig. 27): Bowl. Ht: 5.3cm. VII-22, bluish sand layer. Wet-smoothed. Paste: grayish green. Paint: dark green. Horizontal lines and a row of oblique lines outside. A horizontal line at the inner rim.

Pottery 257 (Fig. 27): Bowl. Ht: 5.1cm. VII-21, 22, upper layer. Wet-smoothed. Paste: grayish green. Paint: dark green. Horizontal lines and a row of oblique lines.

Pottery 258 (Fig. 27): Bowl. Ht: 2.9cm. VII-18, decayed mud-brick layer. Paste: grayish green. Paint: grayish green. Horizontal lines and a row of oblique lines. Short oblique lines at the inner rim.

Pottery 259 (Fig. 27): Bowl. Ht: 5.8cm. VI-19, near BLD. 6. Wet-smoothed. Paste: grayish green. Paint: dark brown. Horizontal lines, a row of oblique lines and a row of triangles filled with oblique lines outside. Short oblique lines at the inner rim.

Pottery 260 (Fig. 27): Bowl. Ht: 2.4cm. V, VI-22, BLD2, Room 1 on the floor. Wet-smoothed. Paste: grayish green. Paint: black. Horizontal lines and a row of oblique lines.

Pottery 261 (Fig. 27): Bowl. Ht: 7.4cm. V-21, 22, out of buildings, decayed mud-brick layer. Paste: grayish green. Paint: dull green. Horizontal lines and a row of groups of oblique lines.

Pottery 262 (Fig. 27): Bowl. Ht: 3.1cm. VI-22, BLD2, Room 1, in the floor. Wet-smoothed on both sides. Paste: grayish green. Paint: dark green. Horizontal lines and a group of oblique lines outside. Short oblique lines at the inner rim.

Pottery 263 (Fig. 27): Bowl. Ht: 5.8cm. VII-23, out of buildings, on the virgin soil. Wet-smoothed. Paste: grayish green. Paint: dark green. A grid pattern, horizontal lines and a row of oblique lines outside. A horizontal line at the inner rim.

Pottery 264 (Fig. 27): Bowl. Ht: 2.9cm. VI-23, ash layer. Wet-smoothed. Paste: buff. Paint: dull brown. A grid pattern.

Pottery 265 (Fig. 27): Bowl. Ht: 4.7cm. IV, V-20, east of BLD8, bluish sand layer. Paste: grayish green. Paint: grayish green. Horizontal lines, a row of oblique lines, a row of concentric triangles.

Pottery 266 (Fig. 27): Bowl. Ht: 2.8cm. Mouth diameter: 12cm. V, VI-22, BLD2, Room 3N, decayed mud-brick layer. Wet-smoothed inside, slipped outside. Paste: grayish green. Surface: white. Paint: dark green. A horizontal line and groups of oblique lines outside. Two horizontal lines at the inner rim.

Pottery 267 (Fig. 27): Bowl. Ht: 5.4cm. VI-21, decayed mud-brick layer. Wet-smoothed. Paste: light green. Paint: black. A group of oblique lines.

Pottery 268 (Fig. 27): Carinated bowl or pot. Ht: 11.7cm. VI-23, decayed mud-brick layer. Wet-smoothed. Paste: grayish green. Paint: dull green. Vertical zigzags, horizontal lines, a row of concentric triangles.

Pottery 269 (Fig. 27): Bowl. Ht: 3.8cm. VI, VII-21, bluish sand layer. Wet-smoothed. Paste: grayish green. Paint: dull green. Horizontal lines, a row of oblique lines and a row of concentric triangles.

Pottery 270 (Fig. 27): Bowl. Ht: 3cm. IV-20, decayed mud-brick layer. Paste: pale brown. Paint: dull brown. Horizontal lines and a triangle.

Pottery 271 (Fig. 27): Carinated bowl. Ht: 8.4cm. IX-21, ash layer. Wet-smoothed. Paste: grayish green. Paint: dark green. Horizontal lines, a row of oblique lines and a row of concentric triangles.

Pottery 272 (Fig. 27): Carinated bowl. Ht: 5. 8cm. IV, V-20, bluis sand layer. Wet-smoothed outside, polished inside. Paste: buff. Paint: reddish brown.

Pottery 273 (Fig. 27): Carinated bowl. Ht: 6cm. IV-21, BLD1, Room 17, on the floor. Well wet-smoothed. Paste: light brown. Paint: dark brown. Horizontal lines and a row of triangles filled with cross-hatching.

Pottery 274 (Fig. 27): Bowl. Ht: 3. 5cm. BLD4, Room 48, ash layer. Well wet-smoothed. Paste: grayish green. Paint: dark green. Groups of oblique lines and a horizontal line.

Pottery 275 (Fig. 27): Carinated bowl. Ht: 4. 5cm. VIII-23, upper layer. Wet-smoothed. Paste: grayish green. Paint: dark green. Horizontal lines and a row of chevrons. A row of solid triangles at the inner rim.

Pottery 276 (Fig. 27): Carinated bowl. Ht: 4. 8cm. V, VI-22, BLD2, Room 1N, on the floor. Wet-smoothed outside, scraped inside. Paste: buff. Paint: red. Rows of oblique lines, horizontal lines and a row of solid triangles.

Pottery 277 (Fig. 27): Carinated bowl. Ht: 4. 3cm. V-21, decayed mud-brick layer. Paste: grayish green. Paint: dark green. A row of triangles filled with cross-hatching. A zigzag line is arranged between two triangles.

Pottery 278 (Fig. 27): Carinated bowl. Ht: 3. 3cm. VI-19, BLD6, Room 52, decayed mud-brick layer. Wet-smoothed outside, scraped inside. Paste: grayish green. Paint: dark green. A cross-hatched triangle.

Pottery 279 (Fig. 27): Carinated bowl. Ht: 6. 4cm. VII-21, decayed mud-brick layer. Wet-smoothed. Paste: grayish green. Paint: dark green. Horizontal lines and a row of triangles.

Pottery 280 (Fig. 27): Carinated bowl. Ht: 4. 8cm. V-21, decayed mud-brick layer. Wet-smoothed. Paste: light brown. Paint: reddish brown. Horizontal lines and a horizontal zigzag.

Pottery 281 (Fig. 27): Carinated bowl. Ht: 4. 4cm. IV-21, 22, BLD1, Room 21, on the floor. Wet-smoothed. Paste: buff. Paint: brown. Horizontal lines and a horizontal zigzag.

Pottery 282 (Fig. 28): Carinated bowl. Ht: 4. 3cm. VII-23, 24, ash layer. Wet-smoothed. Paste: grayish green. Paint: light brown. A row of concentric triangles.

Pottery 283 (Fig. 28): Carinated bowl. Ht: 3. 2cm. III, IV-22, east of BLD1, under bluish sand layer. Wet-smoothed above the carination, some polishing under it outside. Paste: buff. Paint: reddish brown. A concentric triangle.

Pottery 284 (Fig. 28): Carinated bowl. Ht: 5cm. V-21, dark brown sand layer. Wet-smoothed. Paste: buff. Paint: reddish brown. A concentric triangle.

Pottery 285 (Fig. 28): Carinated bowl. Ht: 4. 4cm. IX-21, 22, out of BLD4, in the floor. Wet-smoothed. Paste: grayish green. Paint: brown. A row of concentric triangles.

Pottery 286 (Fig. 28): Carinated bowl. Ht: 3. 1cm. IX-22, BLD4, Room 36, ash layer. Wet-smoothed. Paste: buff. Paint: light brown. A concentric triangle.

Pottery 287 (Fig. 28): Carinated bowl. Ht: 4cm. IX-21, 22, out of BLD4, under ash layer. Wet-smoothed. Paste: grayish green. Paint: dark brown. A row of triangles filled with oblique lines.

Pottery 288 (Fig. 28): Carinated bowl. Ht: 3. 6cm. IX-21, BLD4, Room 33, ash layer. Wet-smoothed. Paste: buff. Paint: yellowish brown. A row of concentric triangles.

Pottery 289 (Fig. 28): Carinated bowl. Ht: 3. 6cm. IV-21, 22, BLD1 Room 13a, on the floor. Wet-smoothed. Paste: grayish green. Paint: dark brown. A row of concentric triangles.

Pottery 290 (Fig. 28): Carinated bowl. Ht: 3. 2cm. XXIX-23, BLD9, Room 83, green sand layer. Rough surface. Paste: grayish green. Paint: dull green. A row of oblique lines or a triangle filled with oblique lines.

Pottery 291 (Fig. 28): Carinated bowl. Ht: 2. 5cm. IV, V-20, out of buildings, bluish sand layer. Wet-smoothed. Paste: grayish green. Paint: black.

Pottery 292 (Fig. 28): Carinated bowl. Ht: 11. 7cm. III-21, 22, BLD1, Room 22, on the floor. Roughly

wet-smoothed. Paste: reddish brown. Paint: red. Horizontal lines and two rows of triangles filled with oblique lines.

Pottery 293 (Fig. 28): Bowl. Ht: 4. 5cm. VIII-23, decayed mud-brick layer. Wet-smoothed. Paste: grayish green. Paint: dark green. Horizontal lines and a row of oblique lines.

Pottery 294 (Fig. 28): Concave body. Ht: 5. 5cm. IV-20, decayed mud-brick layer. Wet-smoothed. Paste: buff. Paint: dark red. Horizontal lines, groups of oblique lines and a row of triangles or oblique lines.

Pottery 295 (Fig. 28): Bowl. Ht: 4. 9cm. IV-20, decayed mud-brick layer. Wet-smoothed. Paste: grayish green. Paint: dark green. Horizontal lines and a horizontal zigzag.

Pottery 296 (Fig. 28): Bowl. Ht: 6. 2cm. IV-20, bluish sand layer. Wet-smoothed outside, scraped inside. Paste: grayish green. Paint: dark green. Horizontal lines and a horizontal zigzag.

Pottery 297 (Fig. 28): Concave body. Ht: 7cm. VI-23, ash layer. Wet-smoothed. Paste: light green. Paint: brown. Horizontal lines and a horizontal zigzag.

Pottery 298 (Fig. 28): Carinated bowl. Ht: 4. 2cm. IV-21, 22, BLD1, Room 20, in the floor. Wet-smoothed outside, scraped inside. Paste: buff. Paint: black. Horizontal zigzags and horizontal lines.

Pottery 299 (Fig. 28): Concave body. Ht: 2. 6cm. VI-19, BLD6, Room 54, in the floor. Wet-smooth. Paste: grayish green. Paint: dark green. Two rows of concentric triangles.

Pottery 300 (Fig. 28): Body with concave upper half and convex lower half. Ht: 7. 1cm. VI-18, 19, decayed mud-brick layer. Wet-smoothed. Paste: light brown. Paint: reddish brown. Horizontal lines and a row of concentric triangles.

Pottery 301 (Fig. 28): Body with concave upper half and convex lower half. Ht: 6. 7cm. VIII-24, decayed mud-brick layer. Wet-smoothed. Paste: buff. Paint: dark brown. Horizontal lines, a row of short oblique lines and a row of concentric triangles.

Pottery 302 (Fig. 28): Body with straight side. Ht: 4. 6cm. VII-18, west of the Perimeter wall, greenish sand layer. Wet-smoothed. Paste: grayish green. Paint: dark brown. Horizontal lines and a concentric triangle.

Pottery 303 (Fig. 28): Concave body. Ht: 6. 1cm. III-21, west of BLD1, under ash layer. Wet-smoothed. Paste: grayish green. Paint: dark green. Horizontal lines, a row of oblique lines and a row of concentric triangles.

Pottery 304 (Fig. 28): Concave body. Ht: 6. 5cm. IX-23, BLD5, Room 44, ash layer. Wet-smoothed. Paste: buff. Paint: reddish brown. Horizontal lines, a horizontal zigzag, and a row of concentric triangles.

Pottery 305 (Fig. 28): Concave body. Ht: 4. 8cm. V-18, out of BLD7, ash layer. Wet-smoothed. Paste: grayish green. Paint: purplish brown. Horizontal lines, a horizontal zigzag and a row of concentric triangles.

Pottery 306 (Fig. 28): Concave body. Ht: 8. 4cm. V-20, 21, west of BLD1, under bluish sand layer. Wet-smoothed. Paste: grayish green. Paint: dark brown. Horizontal lines and two rows of concentric triangles.

Pottery 307 (Fig. 28): Concave body. Ht: 6. 7cm. IX-22, BLD4, Room 36, ash layer. Wet-smoothed. Paste: light red. Paint: reddish brown. Horizontal lines, a row of oblique lines and two rows of solid triangles.

Pottery 308 (Fig. 28): Body with concave upper half and convex lower half. Ht: 8. 4cm. XXVIII-22, upper layer. Wet-smoothed. Paste: grayish green. Paint: dark green. Horizontal lines, a group of oblique lines.

Pottery 309 (Fig. 28): Concave body. Ht: 4. 5cm. IV, V-20, north of BLD1, bluish sand layer. Wet-smoothed. Paste: buff. Paint: scaled off. Horizontal lines, a horizontal zigzag and a row of solid triangles.

Pottery 310 (Fig. 28): Convex body. Ht: 8. 1cm. XXIX-20, BLD9, Room 90, decayed mud-brick layer. Wet-smoothed. Grayish green. Paint: black. Horizontal lines, a row of oblique lines and a row of cross-

hatched triangles.

Pottery 311 (Fig. 28): Convex body. Ht: 6.6cm. V-22, decayed mud-brick layer. Wet-smoothed. Paste: light brown. Paint: reddish brown. Chevrons, horizontal lines, a row of oblique lines and a triangle.

Pottery 312 (Fig. 28): Convex body. Ht: 3.7cm. VI-19, BLD6, Room 54, in the floor. Wet-smoothed. Paste: grayish green. Paint: dark green. Horizontal lines and a row of oblique lines.

Pottery 313 (Fig. 28): Convex body. VII-18, west of the Perimeter wall, greenish sand layer. Wet-smoothed outside, scraped inside. Paste: grayish green. Paint: dark green. Horizontal lines and a row of oblique lines.

Pottery 314 (Fig. 28): Straight body. Ht: 3cm. VI, VII-18, decayed mud-brick layer. Wet-smoothed. Paste: grayish green. Paint: dark green. Horizontal lines, a row of oblique lines and a row of concentric triangles.

Pottery 315 (Fig. 29): Carinated body. Ht: 7.2cm. VIII-21, 22, BLD4, ash layer. Scraped and wet-smoothed. Paste: grayish green. Paint: dark green. Horizontal zigzags, horizontal lines and groups of oblique lines.

Pottery 316 (Fig. 29): Convex body. Ht: 2.6cm. VI-19, BLD6, decayed mud-brick layer. Wet-smoothed. Paste: grayish green. Paint: dark green. Horizontal lines, groups of oblique lines.

Pottery 317 (Fig. 29): Convex body. Ht: 3.8cm. VI-23, decayed mud-brick layer. Wet-smoothed. Paste: grayish green. Paint: dark green. Vertical zigzags, horizontal lines and a row of oblique lines.

Pottery 318 (Fig. 29): Carinated body. Ht: 3.6cm. VIII-22, upper layer. Wet-smoothed outside, scraped inside. Paste: grayish green. Paint: dark green. Vertical zigzags and horizontal lines.

Pottery 319 (Fig. 29): Convex body. Ht: 2.9cm. VIII, IX-22, 23, ash layer. Wet-smoothed. Paste: grayish green. Paint: dark brown. Horizontal lines and horizontal zigzag.

Pottery 320 (Fig. 29): Straight body. Ht: 5.4cm. IX-21, ash layer. Wet-smoothed. Paste: grayish green. Paint: dark green. Horizontal lines, two rows of oblique lines and a horizontal zigzag.

Pottery 321 (Fig. 29): Carinated body. Ht: 5.5cm. VI-21, BLD2, Room 3N, decayed mud-brick layer. Wet-smoothed. Paste: light brown. Paint: dark brown. A row of triangles filled with oblique lines.

Pottery 322 (Fig. 29): Lower body. Ht: 4.5cm. V-20, 21, out of build ings, under bluish sand layer. Wet-smoothed outside. Scraping marks on both sides. Paste: grayish green. Paint: light brown. A row of concentric triangles.

Pottery 323 (Fig. 29): Concave body. Ht: 5.1cm. IX-22, 23, ash layer. Wet-smoothed. Paste: buff. Paint: brown. Horizontal lines and a row of concentric triangles.

Pottery 324 (Fig. 29): Convex body. Ht: 5.4cm. V-22, decayed mud-brick layer. Wet-smoothed. Paste: grayish green. Paint: brown. Horizontal lines and a row of concentric triangles.

Pottery 325 (Fig. 29): Straight body. Ht: 5.3cm. V-21, decayed mud-brick layer. Wet-smoothed. Paste: light brown. Paint: black. Horizontal lines and a concentric triangle.

Pottery 326 (Fig. 29): Convex body. Ht: 5.7cm. VIII-22, east of BLD4, under ash layer. Wet-smoothed. Paste: grayish green. Paint: dark green. Two rows of concentric triangles.

Pottery 327 (Fig. 29): Convex body. Ht: 5.5cm. XXVIII-23, decayed mud-brick layer. Rough surface. Paste: grayish green. Paint: dark green. A concentric triangle.

Pottery 328 (Fig. 29): Straight body. Ht: 4.7cm. IX-23, under ash layer. Wet-smoothed outside, scraped inside. Paste: grayish green. Paint: dark brown. A row of concentric triangles and horizontal lines.

Pottery 329 (Fig. 29): Carinated body. Ht: 6cm. VI-23, decayed mud-brick layer. Rough surface. Paste: buff. Paint: dark brown. Horizontal lines and a row of concentric triangles.

Pottery 330 (Fig. 29): Carinated body. Ht: 3cm. IX-22, BLD4, Room 36, ash layer. Wet-smoothed. Paste: buff. Paint: dark brown. A concentric triangle.

Pottery 331 (Fig. 29): Carinated body. IV-20, BLD8, on the floor. Wet-smoothed. Paste: buff. Paint: dark brown. A row of concentric triangles.

Pottery 332 (Fig. 29): Convex body. Ht: 6. 1cm. VIII, IX-24, east of BLD5, under ash layer. Wet-smoothed. Paste: grayish green. Paint: dark green. Horizontal lines and a row of cross-hatched triangles.

Pottery 333 (Fig. 29): Convex body. Ht: 5. 4cm. VII-23, 24, decayed mud-brick layer. Wet-smoothed. Paste: buff. Paint: dark brown. A horizontal line with a row of chevrons under it, a row of cross-hatched triangles enclosed by a horizontal zigzag and horizontal lines

Pottery 334 (Fig. 29): Convex body. Ht: 6cm. VI-20, out of buildings, ash layer. Wet-smoothed. Paste: grayish green. Paint: dark brown. Horizontal lines, a row of oblique lines, two rows of cross-hatched triangles whose points are arranged alternately.

Pottery 335 (Fig. 29): Lower body. Ht: 5. 8cm. VII-18, west of the Perimeter wall, greenish sand layer. Wet-smoothed. Paste: cream. Paint: light green. Horizontal lines and two rows of cross-hatched triangles.

Pottery 336 (Fig. 29): Straight body. Ht: 2. 8cm. VI-21, decayed mud-brick layer. Wet-smoothed. Paste: light brown. Paint: red. Horizontal lines and a row of solid triangles.

Pottery 337 (Fig. 29): Convex body. Ht: 7. 1cm. VII-18, west of the Perimeter wall. Wet-smoothed. Paste: light brown. Paint: dark brown. Horizontal lines, a row of triangles filled with oblique lines and a row of butterflies filled with oblique lines. One line is placed between the butterflies.

Pottery 338 (Fig. 29): Straight body. Ht: 4. 2cm. VI-21, decayed mud-brick layer. Wet-smoothed. Paste: grayish green. Paint: dark green. Horizontal lines and a row of linear lozenges.

Pottery 339 (Fig. 29): Straight body. Ht: 3. 9cm. VI-19, bluish sand layer. Wet-smoothed. Paste: grayish green. Paint: dark green. Horizontal lines and two rows of short horizontal lines.

Pottery 340 (Fig. 29): Convex body. Ht: 5. 4cm. XXVIII-22, decayed mud-brick layer. Wet-smoothed outside, scraped inside. Paste: grayish green. Paint: dark green. Horizontal lines and horizontal zigzags.

Pottery 341 (Fig. 29): Open bowl. Ht: 5. 8cm. VI-21, decayed mud-brick layer. Wet-smoothed. Paste: grayish green. Paint: dark green. A horizontal line and a row of concentric triangles outside. A triangle with oblique lines inside.

Pottery 342 (Fig. 29): Open bowl. Ht: 5. 6cm. V, VI-21, 22, out of buildings. It includes much vegetable material in the paste. Wet-smoothed. Paste: grayish green. Paint: dark brown. Horizontal lines and a row of linear lozenges outside. Horizontal lines, a scorpion and one other design in one zone and a group of oblique lines inside.

Pottery 343 (Fig. 29): Open bowl. Ht: 2. 9cm. IX-22, BLD4, Room 36, ash layer. Wet-smoothed. Paste: grayish green. Paint: dark green. Horizontal lines and a row of linear lozenges outside. Horizontal lines and a scorpion inside.

Pottery 344 (Fig. 30): Open bowl. Ht: 4. 6cm. VI-22, decayed mud-brick layer. Wet-smoothed. Paste: grayish green. Paint: dark green. Horizontal lines and horizontal zigzag outside. Concentric step pattern, horizontal lines and a horizontal zigzag inside.

Pottery 345 (Fig. 30): Deep bowl. Ht: 9cm. VII-22, decayed mud-brick layer. Wet-smoothed. Paste: grayish green. Paint: dark green. Concentric step pattern and thick horizontal lines inside. Geometric designs on the bottom.

Pottery 346 (Fig. 30): Open bowl. Ht: 4. 5cm. IV-22, east of BLD1, under bluish sand layer. Wet-smoothed. Paste: light brown. Paint: red. A butterfly and other geometric designs inside.

Pottery 347 (Fig. 30): Open bowl. Ht: 5. 1cm. VII-21, decayed mud-brick layer. Wet-smoothed. Paste: grayish green. Paint: dark green. Horizontal lines and grid patterns outside. Horizontal lines and a row of oblique lines at the inner rim.

Pottery 348 (Fig. 30): Open bowl. Ht: 2. 9cm. IX-23, out of BLD5. Wet-smoothed. Paste: light red.

Paint: dark red. Horizontal lines, horizontal zigzags and step patterns inside.

Pottery 349 (Fig. 30): Open bowl. Ht: VII-23, out of buildings, under bluish sand layer. Wet-smoothed. Paste: grayish green. Paint: dark green. Oblique lines, horizontal lines and a concentric triangle outside.

Pottery 350 (Fig. 30): Open bowl. Ht: 3cm. VII-23, 24, out of buildings, under bluish sand layer. Wet-smoothed. Paste: grayish green. Paint: purplish brown. Oblique lines and horizontal lines outside.

Pottery 351 (Fig. 30): Deep bowl. Ht: 4. 1cm. VI-21, decayed mud-brick layer. Wet-smoothed. Paste: grayish green. Paint: dark green. Oblique lines, horizontal lines and alternately arranged groups of oblique lines.

Pottery 352 (Fig. 30): Deep bowl. Ht: 4cm. V-21, decayed mud-brick layer. Wet-smoothed. Paste: light brown. Paint: dark brown. Oblique lines and horizontal lines outside.

Pottery 353 (Fig. 30): Deep bowl. Ht: 4. 5cm. VIII-22, ash layer. Wet-smoothed. Paste: buff. Paint: reddish brown. Horizontal lines and a row of triangles filled with oblique lines.

Pottery 354 (Fig. 30): Bowl. Ht: 5. 5cm. VII-18, upper layer. Wet-smoothed inside, rough finish outside. Paste: grayish green. Paint: dark green. Horizontal lines and alternately placed triangles filled with cross-hatching.

Pottery 355 (Fig. 30): Bowl. Ht: 2. 4cm. XXIX-21, BLD9, Room 82, decayed mud-brick layer. Wet-smoothed. Paste: grayish green. Paint: dark brown. Horizontal lines, a horizontal zigzag and geometric designs at the bottom.

Pottery 356 (Fig. 30): Bowl with stand. Ht: 3. 6cm. VII-18, decayed mud-brick layer. It includes much vegetable material in the paste. Paste: grayish green. Paint: dark green. The bottom is divided into nine parts by four sets of two lines. Four (two in this piece) triangles are filled with cross-hatching and other oblong shapes are further divided to make crosses and butterflies. A thick band at the junction between bowl and stand outside.

Pottery 357 (Fig. 30): Bowl (with stand). Ht: 5. 8cm. IV-21, decayed mud-brick layer. It includes much vegetable material in the paste. Paste: grayish green. Paint: dark green. Horizontal lines and grid patterns at the bottom. Two thick bands outside.

Pottery 358 (Fig. 30): Deep bowl. Ht: 9. 3cm. IV-21, BLD1, Room 13b. Wet-smoothed. Paste: grayish green. Paint: dark green. Horizontal lines and two waves outside. A horizontal line and a wave inside.

Pottery 359 (Fig. 30): Deep bowl. Ht: 4. 6cm. VIII-23, ash layer. Wet-smoothed. Paste: buff. Paint: dark green. Horizontal lines and two waves outside. A horizontal line and a wave inside.

Terra-cotta Figurines

T.1 (Fig. 31): Sitting figurine. Ht: 10.1cm. VI-16, Grave 247. Paste: very fine clay without sand, the color is light brown. The surface color is dark brown, perhaps a kind of non-mineral liquid was used for it.

The body is made of two parts; the right side and the left one. The head, the breast and the arms are also made separately and attached to the body. The hands are put just below the breast as if they hold it. Four fingers are expressed for a hand. The lower body has central depression from the navel and continues to the squat hip to leg part. Two long clay appliquéés are put below the navel, which may express the female organ. Appliqué pellets and short incised lines decorate the breast, the shoulders and the back. Three incised lines at the front of the legs could be also decoration or expression of fingers, or pleats of cloth. There are applique pellets with a central hole on the right leg and thigh. The expression of the face and the head is quite detailed and naturalistic. It has a large and high nose with incised nostrils and pierced holes on both sides; one on the left and two on the right. The eyes are expressed by clay pellets with a straight incision. The ears are also pierced. The hair is made to be a high chignon and looks like to be covered by a broad band or a hood. Two holes are pierced at the chignon. The lines on the cheeks could be strings of the band or the hood. The pierced holes could receive fine rods to decorate the figurine.

T.2 (Fig.32): Head of figurine. Ht: 4.2cm. IX-22, BLD4, ash layer. Paste: fine, no sand, light brown. Surface: brown. It is the same type of head with T.1, but lacks the expression of ears. The depression may express a large mouth.

T.3 (Fig.31): Body of figurine. Ht: 4.7cm. VI-21, BLD2, near the wall that flanks west side of Room 3, bluish sand layer. Paste: fine, no sand, light brown. Surface: brown. Well baked. It is a bit larger than T.1, but the making and decoration is generally the same with T.1. Some parts of hands are broken. The central depression in front of the body is marked and much larger part is incised at the back.

T.4 (Fig.31): Body of figurine. Ht: 3.2cm. VII-21, west of Room 32, BLD2, ash layer. Paste: fine, no sand, reddish brown. Surface: light brown. Left half of body that is the same type with T.1. The back is incised.

T.5 (Fig.31): Body of figurine. Ht: 4.7cm. III-21, BLD1, Room 18, 0.6m away from the east wall, on the floor. Paste: fine, grayish green. Surface: light brown. The body seems to be made of one piece of clay, but the arms and breast are made separately and then attached to the body. The breast is strongly protruding. The hands are put on the belly, placing the left hand above the right one. The navel is expressed by a hole. Small pellets of clay express a necklace. There are some worn out spots on the back.

T.6 (Fig.31): Body of figurine. Ht: 5.1cm. VII-22,23, in a pottery kiln. Paste: the same with the pottery, including fine sand. grayish green. Paint: dark green. Its shape is similar with T.5, but it is decorated by many small painted dots above the breast, shoulders, sides of the back-body and arms. The pellets of the necklace are also painted. The ribbon of the necklace which is expressed by painting, is crossing on the back. The center of the body is hollow and bitumen is filled there. It may have been used for joining the upper body and the lower body or just for repairing.

T.7 (Fig.31): Left leg and hip of a sitting figurine. Ht: 4.1cm. IX-23,24, bluish sand layer, near BLD5. Paste: the same with the pottery, grayish green. Surface: cream slip. Paint: dark green. The right half is detached. Horizontal lines are arranged around the hip and at the tip of the leg. There are painted decoration at the center.

T.8 (Fig.32): Standing figurine. Ht: 8.7cm. VIII-22, BLD4, Room 35, 2cm away from the southern wall, decayed mud-brick layer. Paste: the same with the fine pottery, grayish green. Paint: dark brown.

Standing figurine, the upper body is detached. Horizontal lines around the hip and legs. The feet, which are broken a bit, must have been painted all over. Three incised lines at the tip may express fingers.

T.9 (Fig.32): Lower body of a standing figurine. Ht: 6.9cm. VI-23, north-east corner, bluish sand layer. Paste: the same with the fine pottery, grayish green. Paint: dark green. The feet are broken.

T.10 (Fig.32): Sitting figurine. Ht: 5.8cm. IV,V-20,21, BLD2, Room 13b, 6.5cm away from the western wall, in the middle part, ash layer. Paste: the same with the pottery, reddish brown. The head part is broken. It has cylindrical body with small rudimental arms that have triangular shape, protruding breast and squat, round lower body. The navel is expressed by a small hole and the legs by long incised lines. The breast is expressed by two applique pellets.

T.11 (Fig.32): Long cone with two protrusions at the wider end. Ht: 15cm. XXIX-22, BLD9, Room 81, near the eastern wall, on the floor. Paste: the same with the pottery, light brown. Surface: grayish green. It has a cylindrical hollow inside, that is from 1cm to 1.5cm wide and 11.6cm long. Soft and black object filled it. The outside is finished by a kind of spatula, which makes smooth surface.

T.12 (Fig.32): Long cone. Ht: 10cm. VIII-22, upper layer. It has a cylindrical hollow. Paste: contains much medium sized sand, light red. Surface: buff. It is finished by scraping. Soft and black material is Lsticking inside.

T.13 (Fig.32): Handle-like object. Ht: 8.9cm. IV-19, BLD8, on the floor. Paste: contains much sand, light red. Surface: grayish green. It is a solid, flattish object which curves a little. The surface is finished by a kind of spatula and smooth.

T.14 (Fig.32): Tool. Ht: 4.2cm. V-18, bluish sand layer. A worked piece of Samarra pottery. It has a sharpened end. That part has fineLstriations by rubbing.

T.15 (Fig.32): Tool or spindle whorl. Ht: 6.4cm. IV,V-21, BLD1, Room 13b, ash layer. Weight: 20.5cm. Paste and Surface : grayish green. A worked piece of Samarra pottery. It is chipped to make the shape round and has a hole in the center. The hole is drilled from both sides.

T.16 (Fig.32): Spindle whorl. Diameter: 3.8cm. Ht: 2.5cm. Weight: 18.9g. IV-21, BLD1, Room 13a, on the floor. Bi-conical shape. Paste: contains little sand, buff. Surface: buff. It has picked holes on the upper face. They are arranged concentrically. There are rubbed parts and broken parts around the central hole and the edge on the lower face.

T.17 (Fig.32): Spindle whorl. Diameter: 4.3cm. Ht: 2.7cm. Weight: 31.8g. IV-21, BLD1, Room 13a, on the floor. Paste: the same with the pottery, light brown. Surface: reddish brown. There are faint rayed ridges on the upper face, which may be marks of shaping. There are picked holes which are arranged in spirals. There is a rubbed part around the hole on the lower face.

T.18 (Fig.32): Spindle whorl. Diameter: 4.1cm. Ht: 2.5cm. Weight: 25.0g. Paste: contains sand a little, buff. Surface: buff. Picked holes are arranged in rays. There are rubbed parts around the hole and someLbreakage around the edge.

T.19 (Fig.33): Spindle whorl. Diameter: 4cm. Ht: 3.1cm. Weight: 28.3cm. XIX-26, upper layer. IV,V-21, BLD1, Room 13b, on the floor. Paste: fine, almost no sand, light brown. Surface: dark gray. Picked holes are arranged in rays. Much part is broken on the lower face.

T.20 (Fig.33): Spindle whorl. Diameter: 4cm. Ht: 2.6cm. Weight: 11.4cm. Paste: contains much sand, grayish green. Surface: grayish green.. The upper face has faint ridge made by scraping or cutting for shaping. There are picked holes around the edge and some on the side. There are fine striations made by rubbing.

T.21 (Fig.33): Spindle whorl. Diameter: 4cm. Ht: 2.4cm. Weight: 23.8g. VIII-22, BLD4, Room 35, ash layer. Paste: contains much sand, buff. Surface: buff. Wet-smoothed. There are rayed incision on the upper face. One part is broken on the lower face.

T.22 (Fig.33): Spindle whorl. Diameter: 4cm. Ht: 2.3cm. Weight: 16.9g. Paste: contains fine sand, grayish cream. Surface: cream. There are an incised circle and rayed lines on the upper face. About one-third of the lower face is broken.

T.23 (Fig.33): Small cone. Ht: 2.1cm. Weight: 3g. V-18, bluish sand layer. Paste: fine, almost no sand, dark brown. Surface: dark brown. This is made only by pressing clay lump. There is no remains of surface finish.

Clay Objects

Clay objects C.1 to C.8 were all found in VI-22, BLD2, Room 1N, on the floor. The paste contains no sand. They are made by finger-pressing. C.4 has a small stone as a core, but we could not ascertain that kind of core for the others.

C.1 (Fig.33): Ht: 3.3cm. Weight: 17.5g.

C.2 (Fig.33): Ht: 3.7cm. Weight: 23.3g.

C.3 (Fig.33): Ht: 4.0cm. Weight: 18.1g.

C.4 (Fig.33): Ht: 2.1cm. Weight: 9.7g. It is broken.

C.5 (Fig.33): Ht: 3.2cm. Weight: 13g.

C.6 (Fig.33): Ht: 2.8cm. Weight: 9.7g.

C.7 (Fig.33): Ht: 2.6cm. Weight: 6.7g.

C.8 (Fig.33): Ht: 3.9cm. Weight: 11.2g. It is broken.

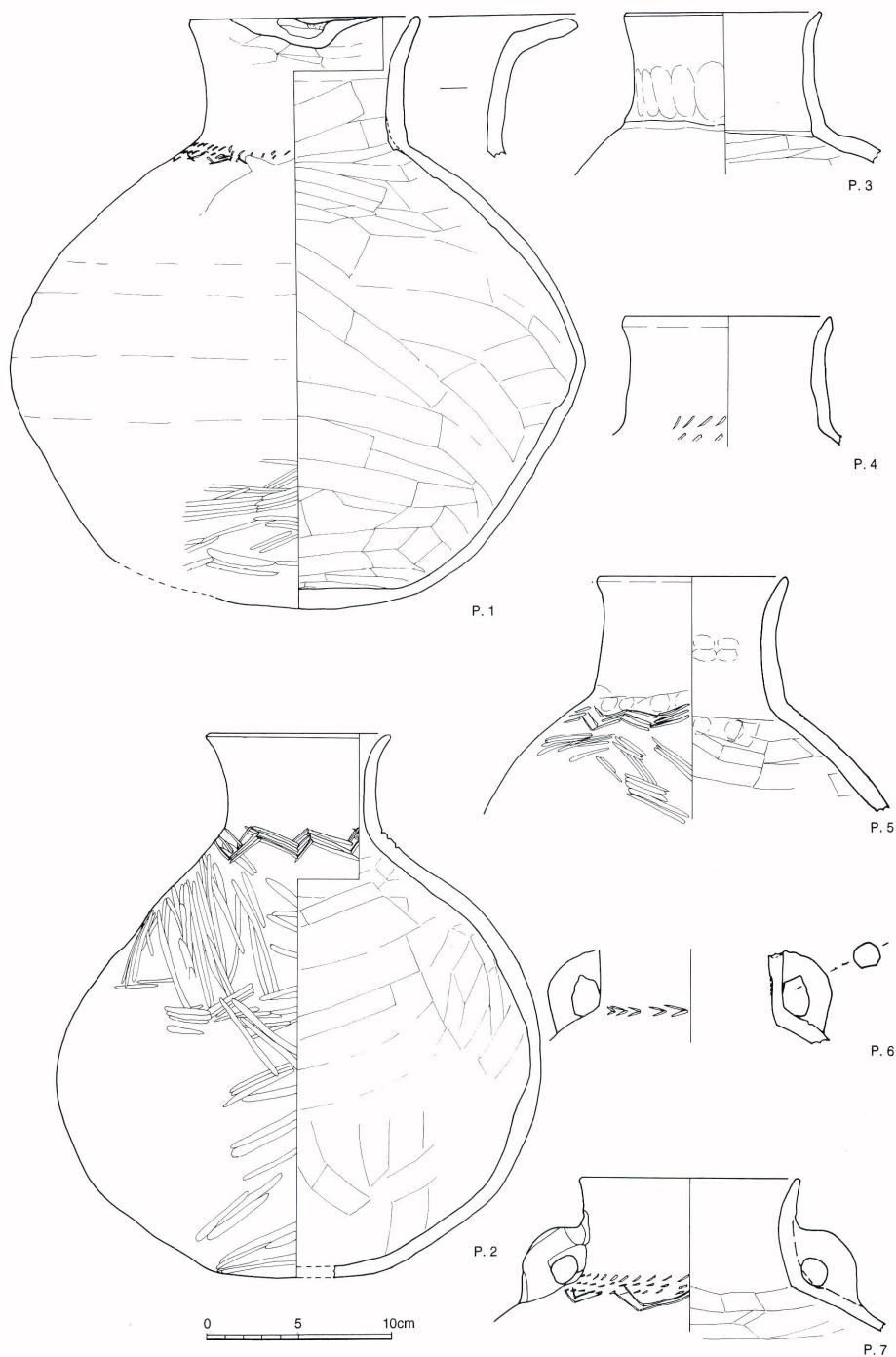


Fig. 6 Plain and Incised Pottery

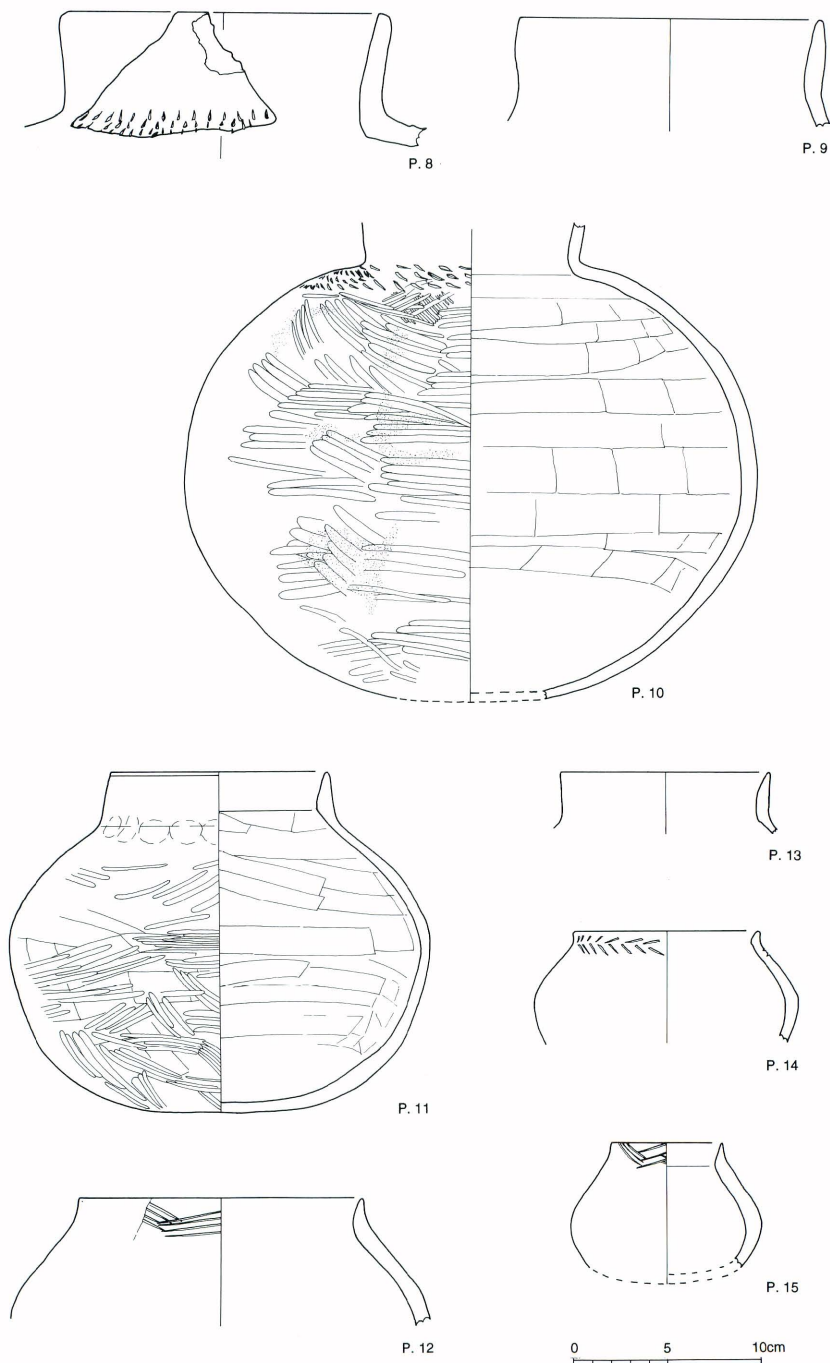
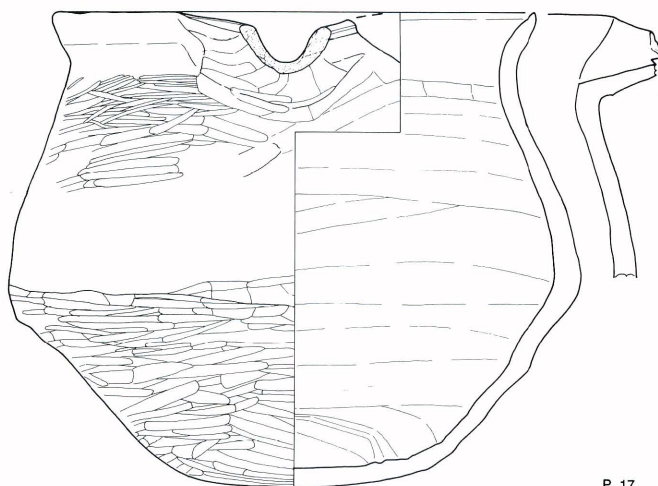
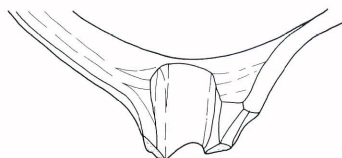



Fig. 7 Plain and Incised Pottery



P. 16



P. 17



P. 18

0 5 10cm

Fig. 8 Plain and Incised Pottery

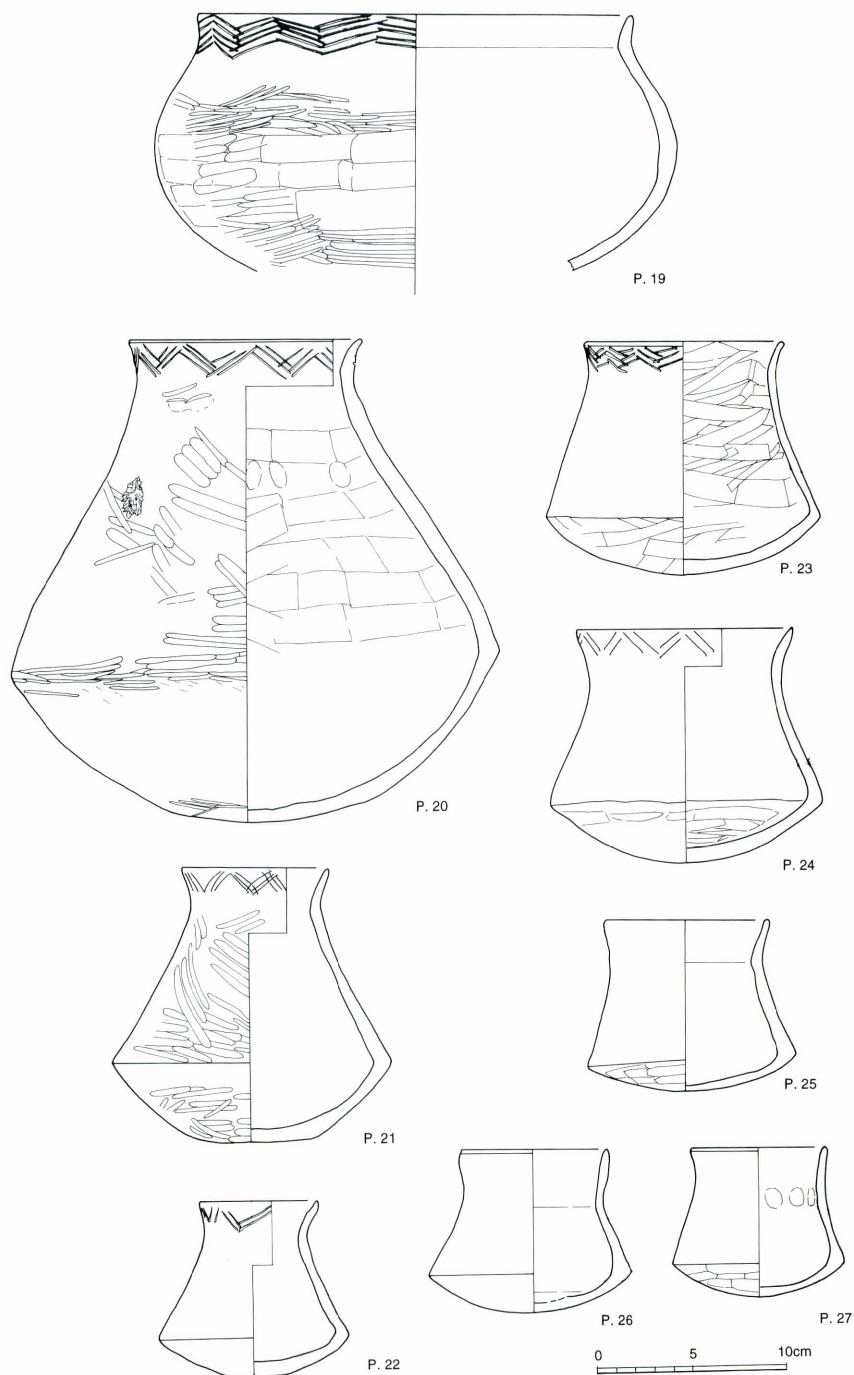


Fig. 9 Plain and Incised Pottery




Fig. 10 Plain and Incised Pottery

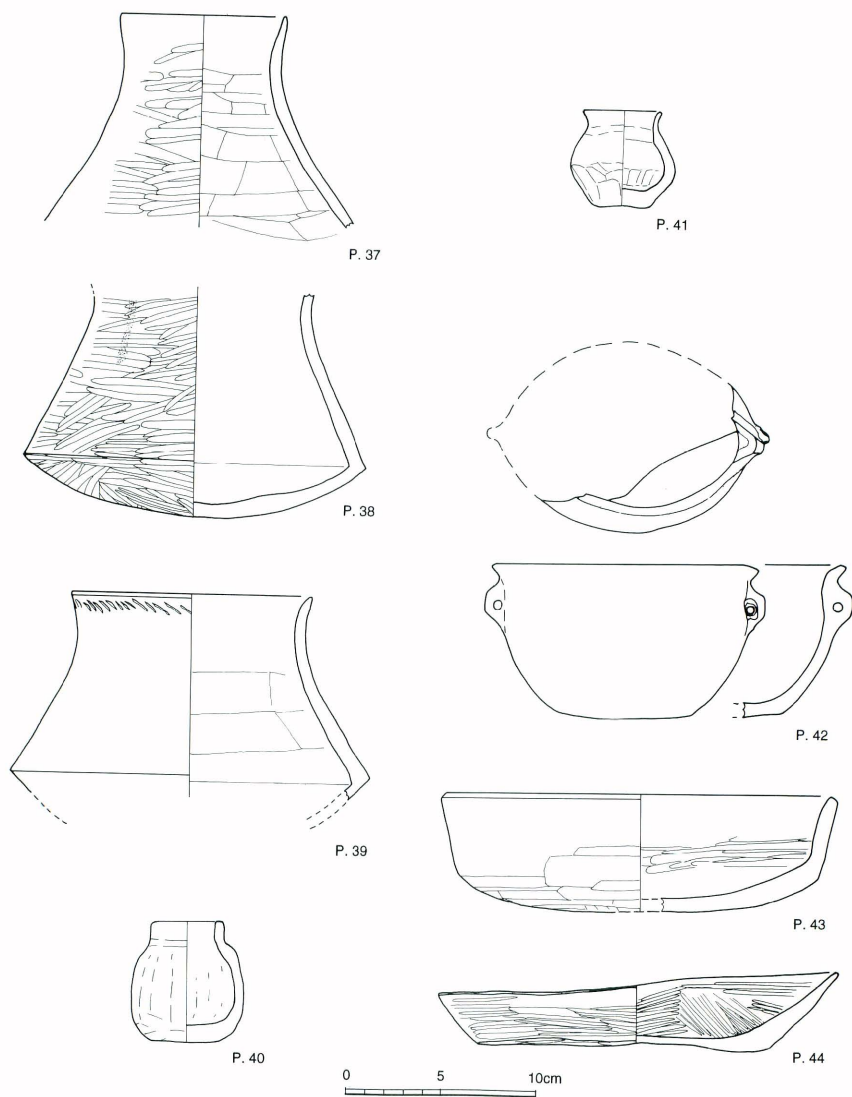


Fig. 11 Plain and Incised Pottery

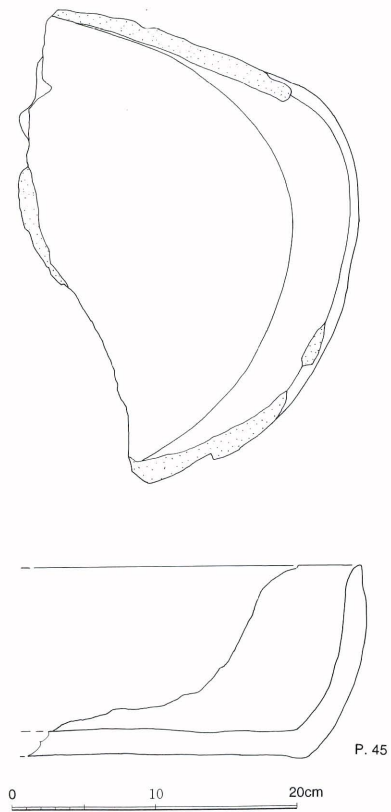


Fig. 12 Coarse Pottery, basin

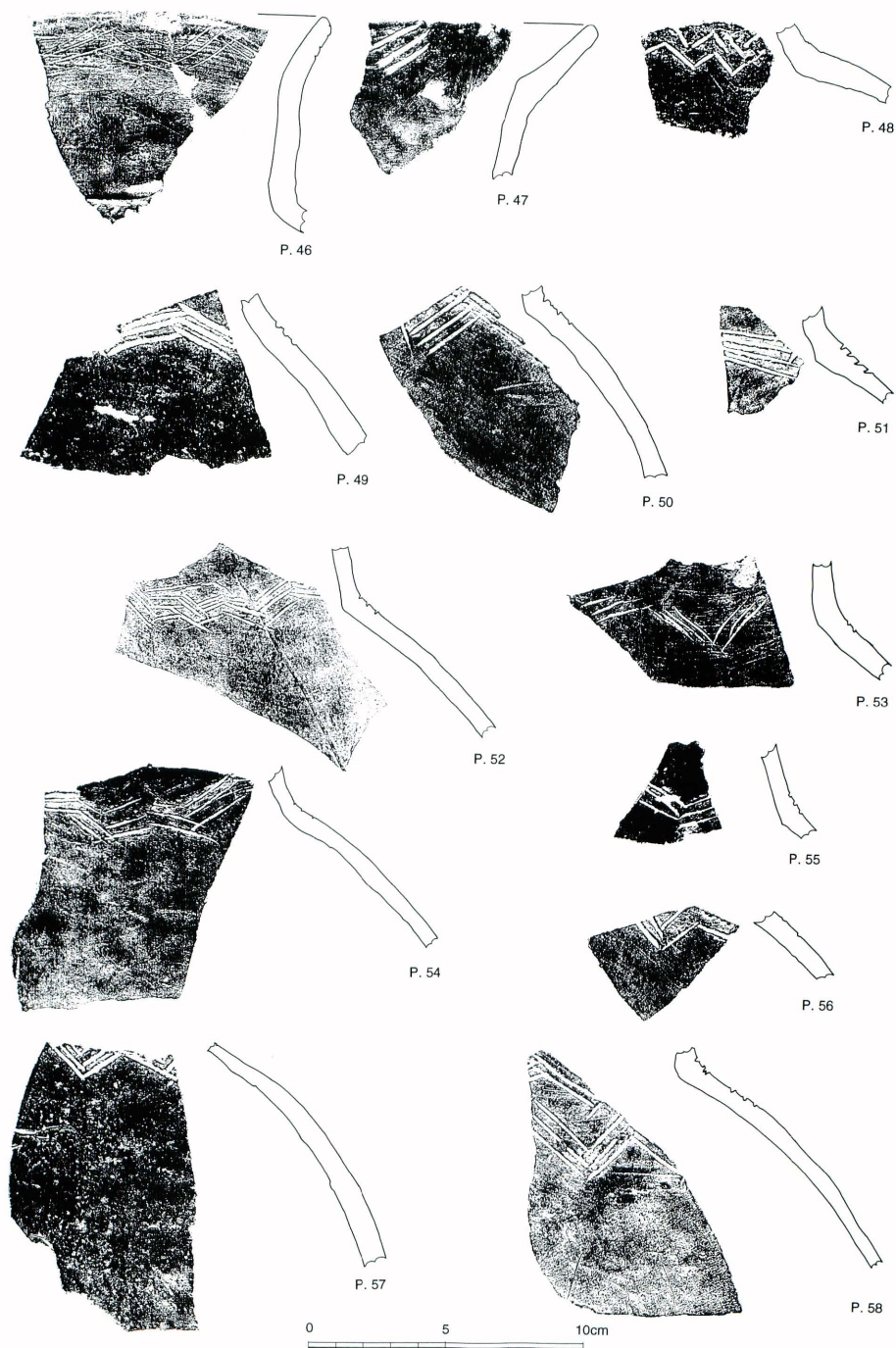


Fig. 13 Incised Pottery




Fig. 14 Incised Pottery




Fig. 15 Incised Pottery




Fig. 16 Incised Pottery

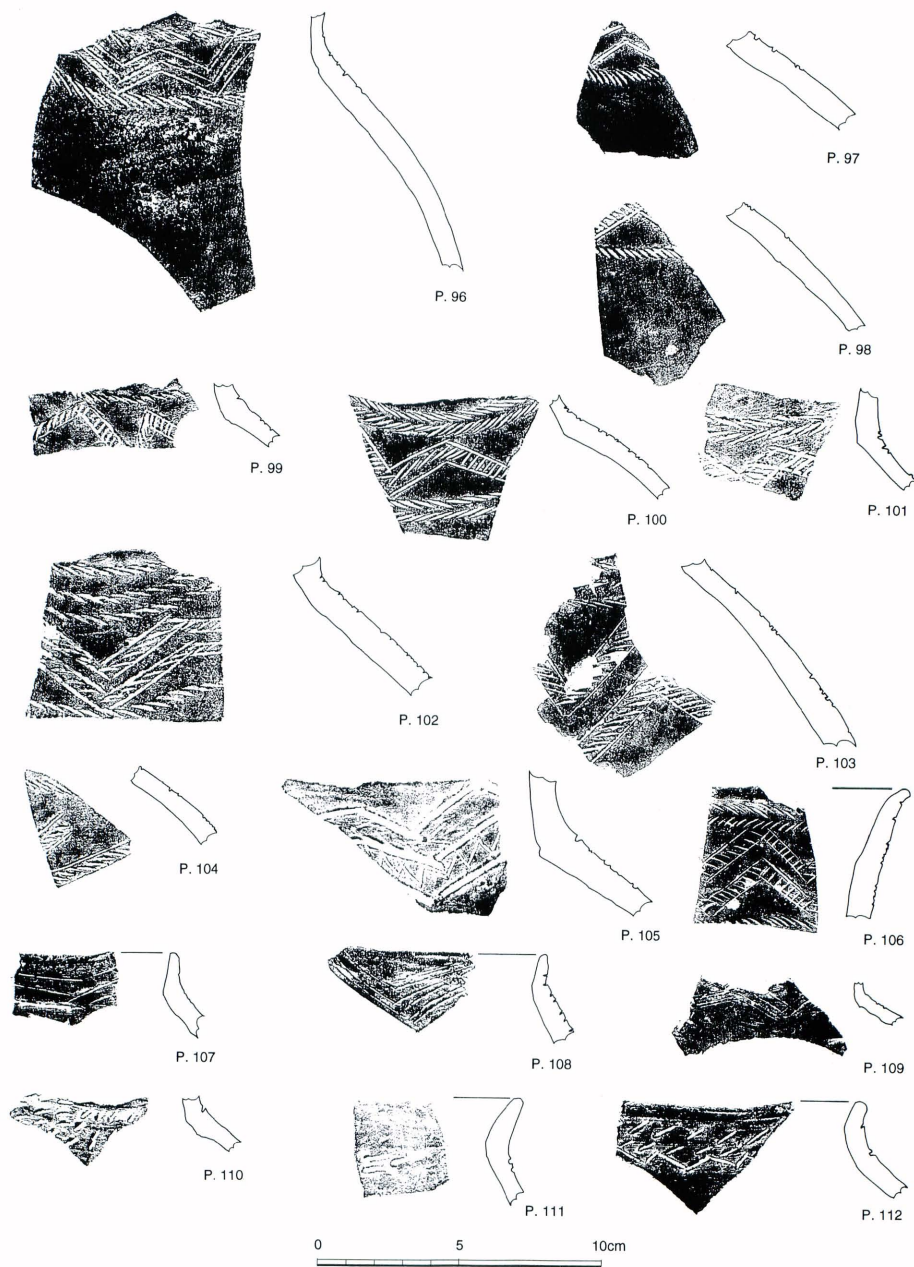


Fig. 17 Incised Pottery

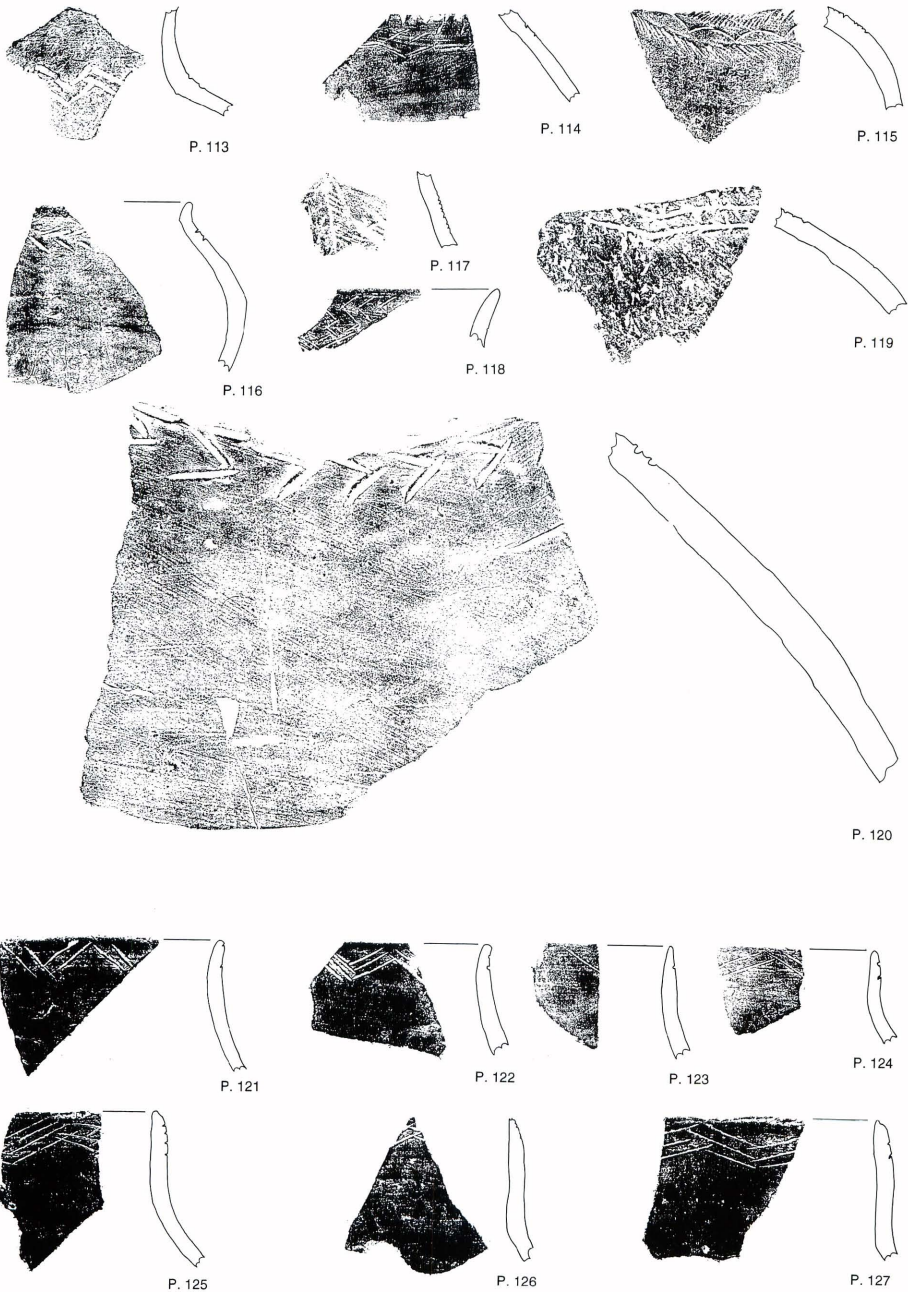


Fig. 18 Incised Pottery




Fig. 19 Incised Pottery

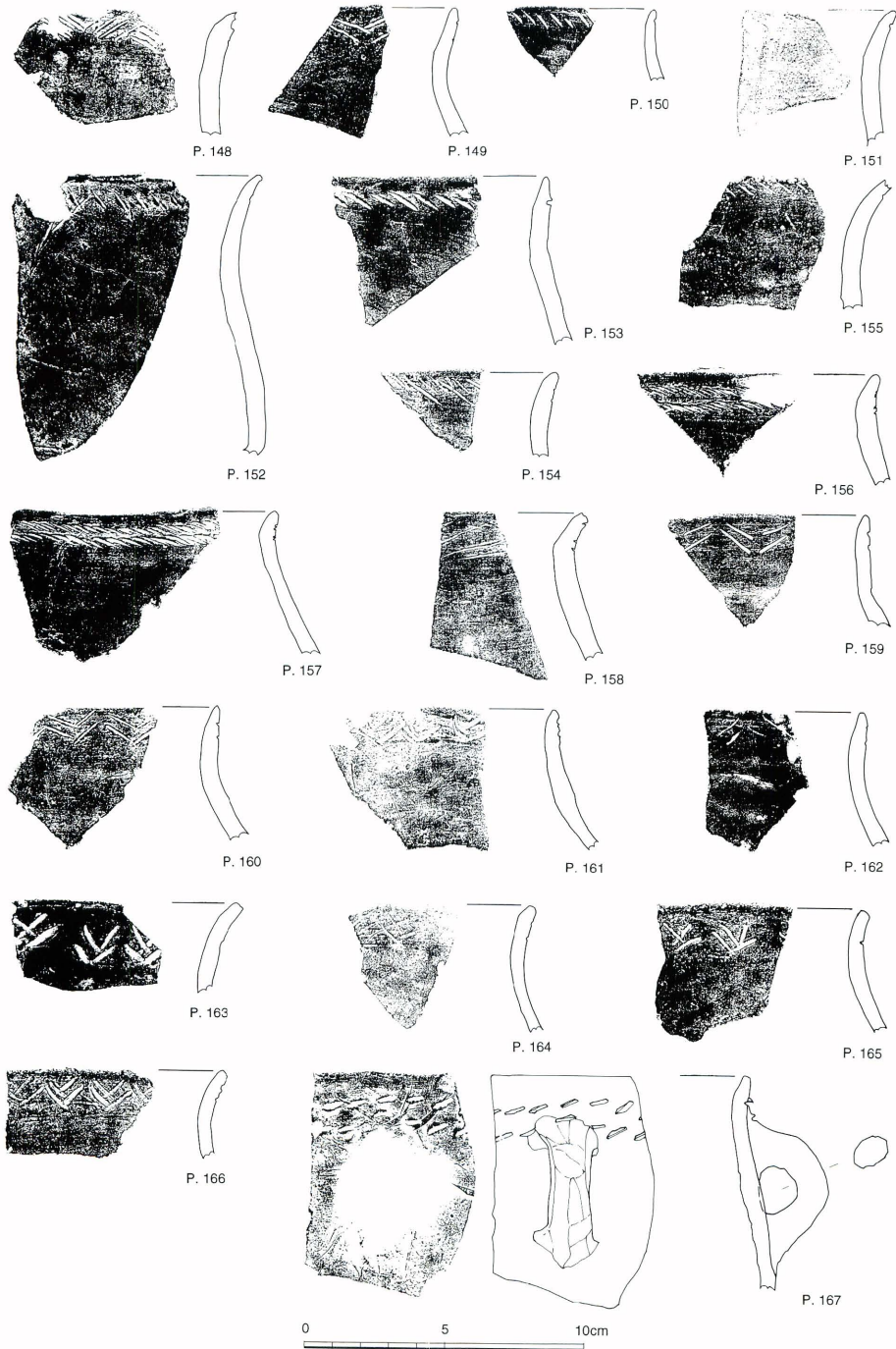


Fig. 20 Incised Pottery

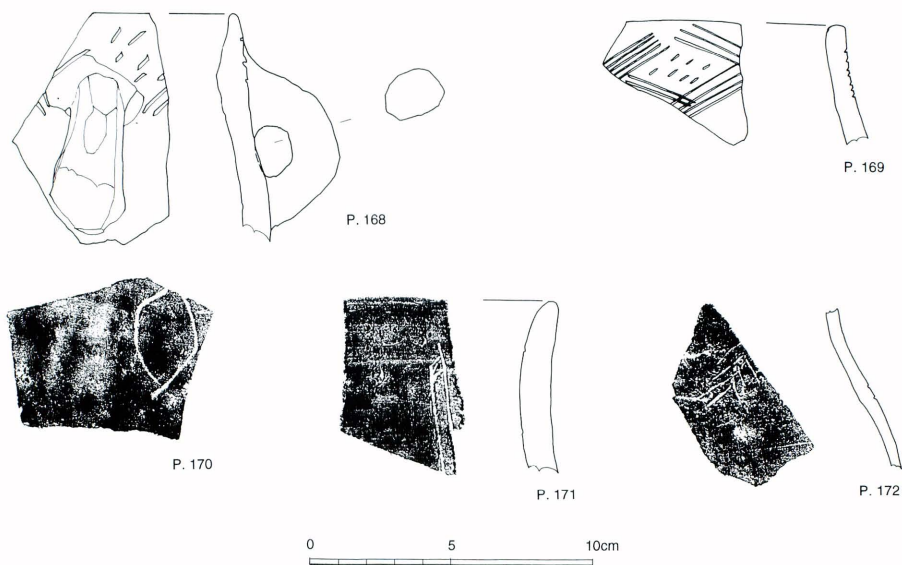


Fig. 21 Incised Pottery and Potter's marks

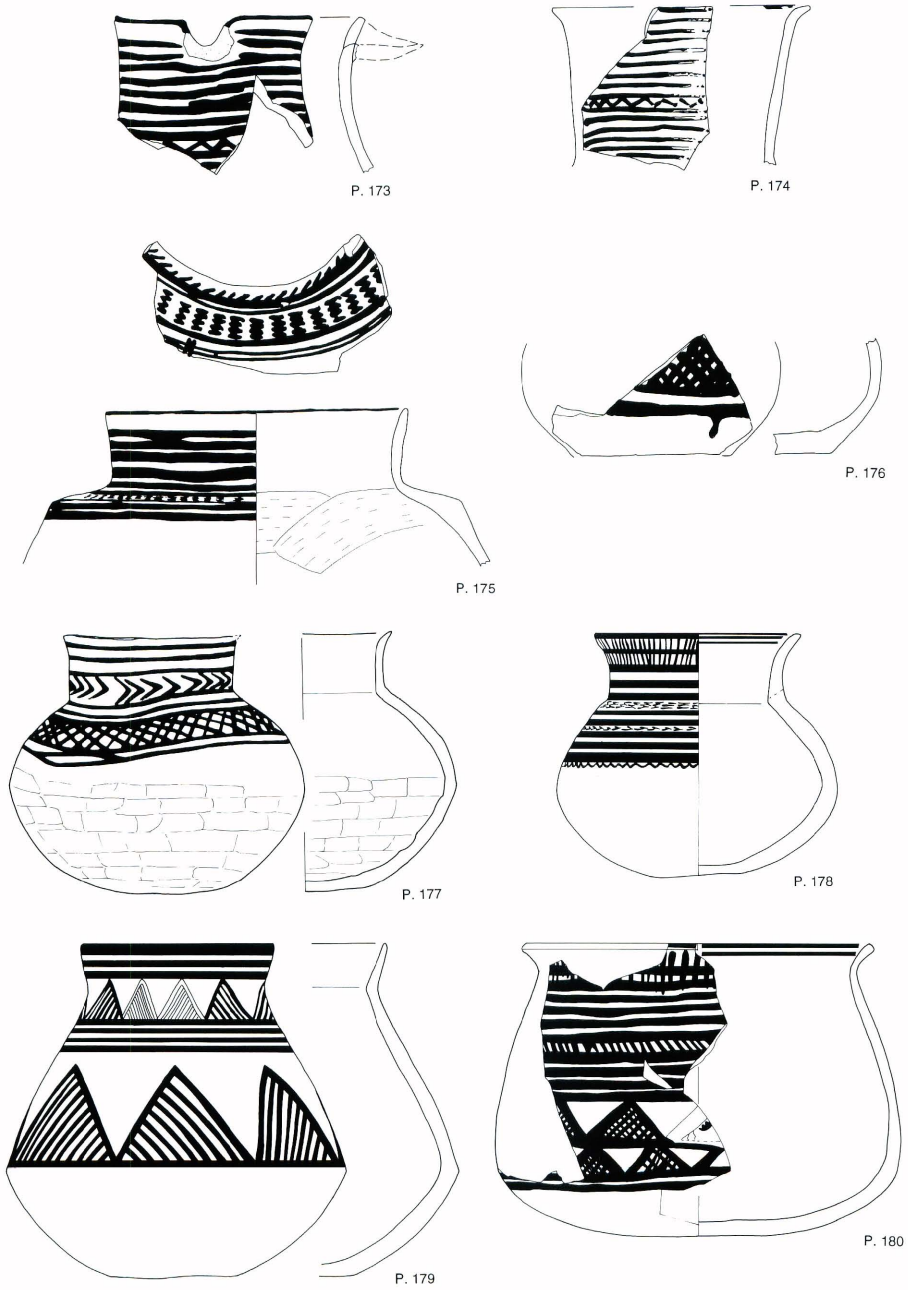


Fig. 22 Painted Pottery

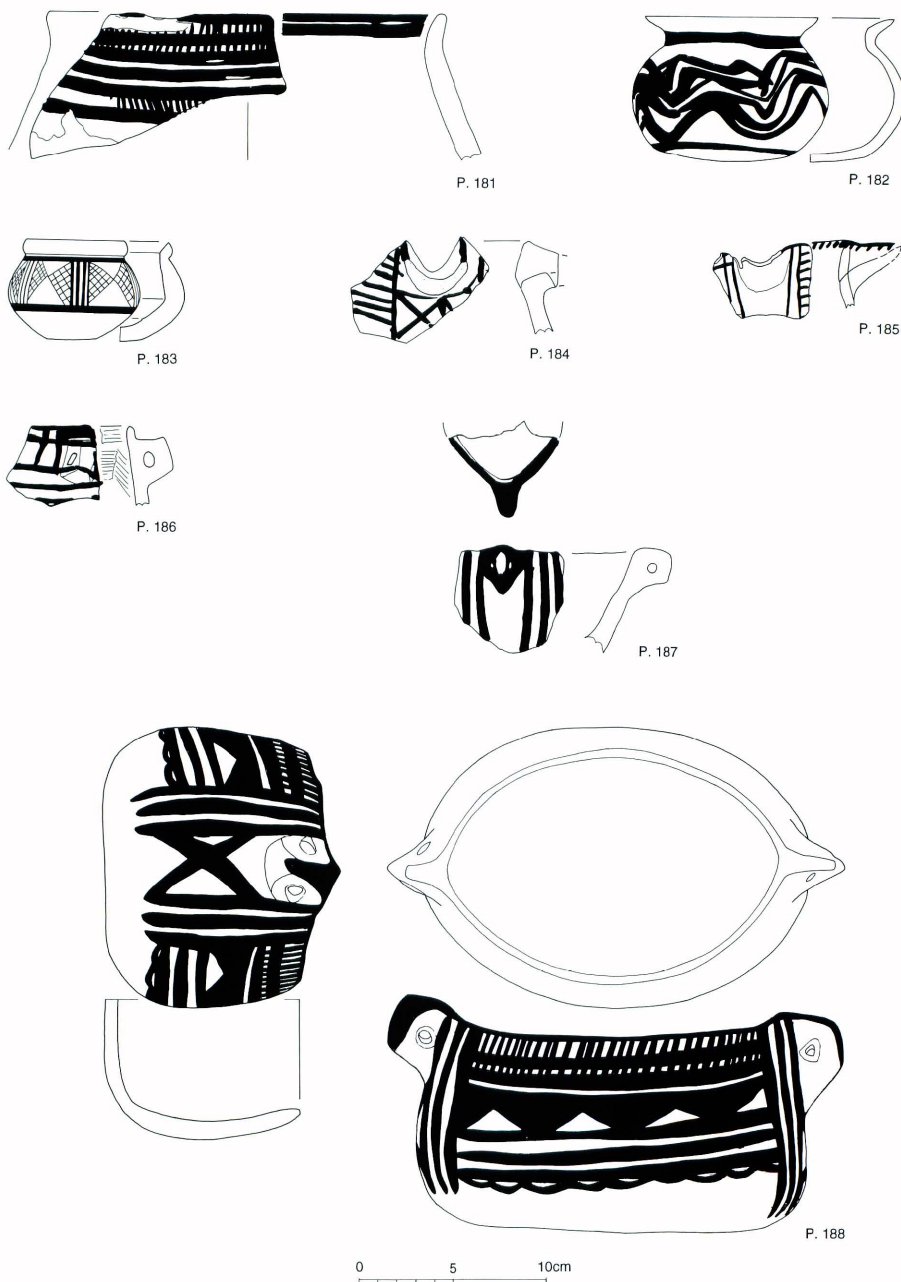


Fig. 23 Painted Pottery

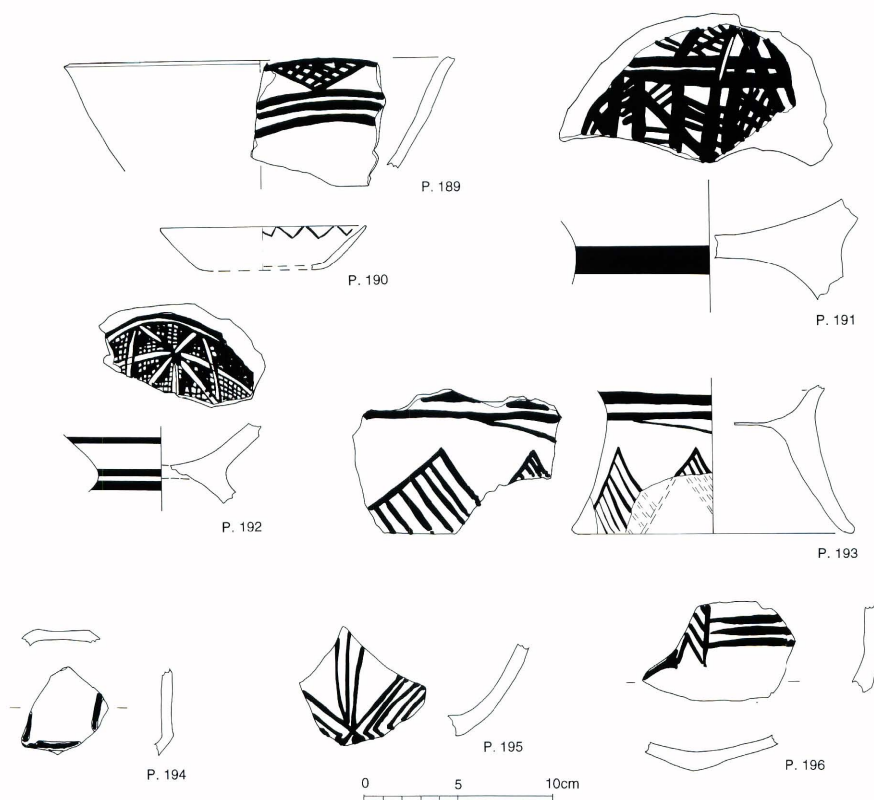


Fig. 24 Painted Pottery

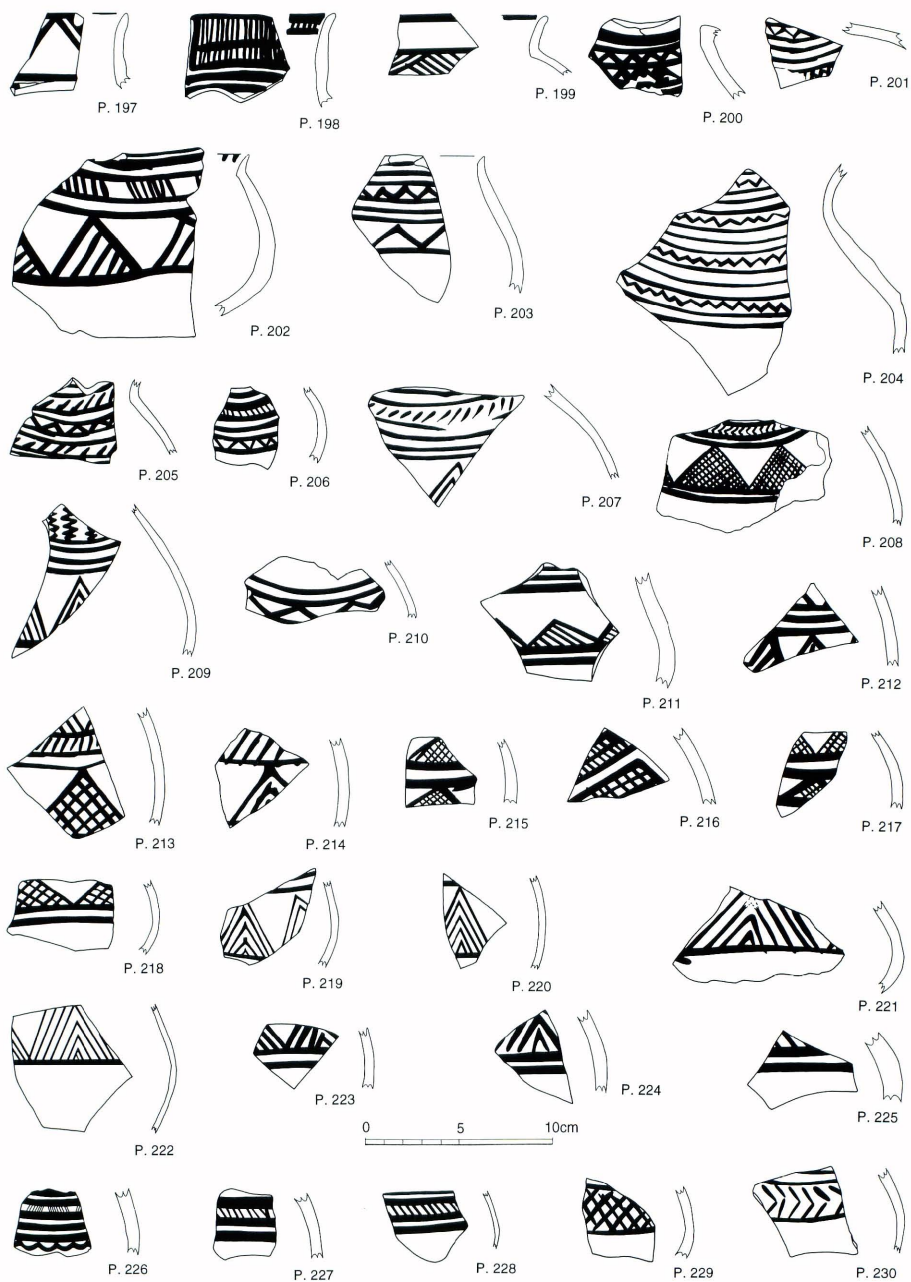


Fig. 25 Painted Pottery




Fig. 26 Painted Pottery




Fig. 27 Painted Pottery


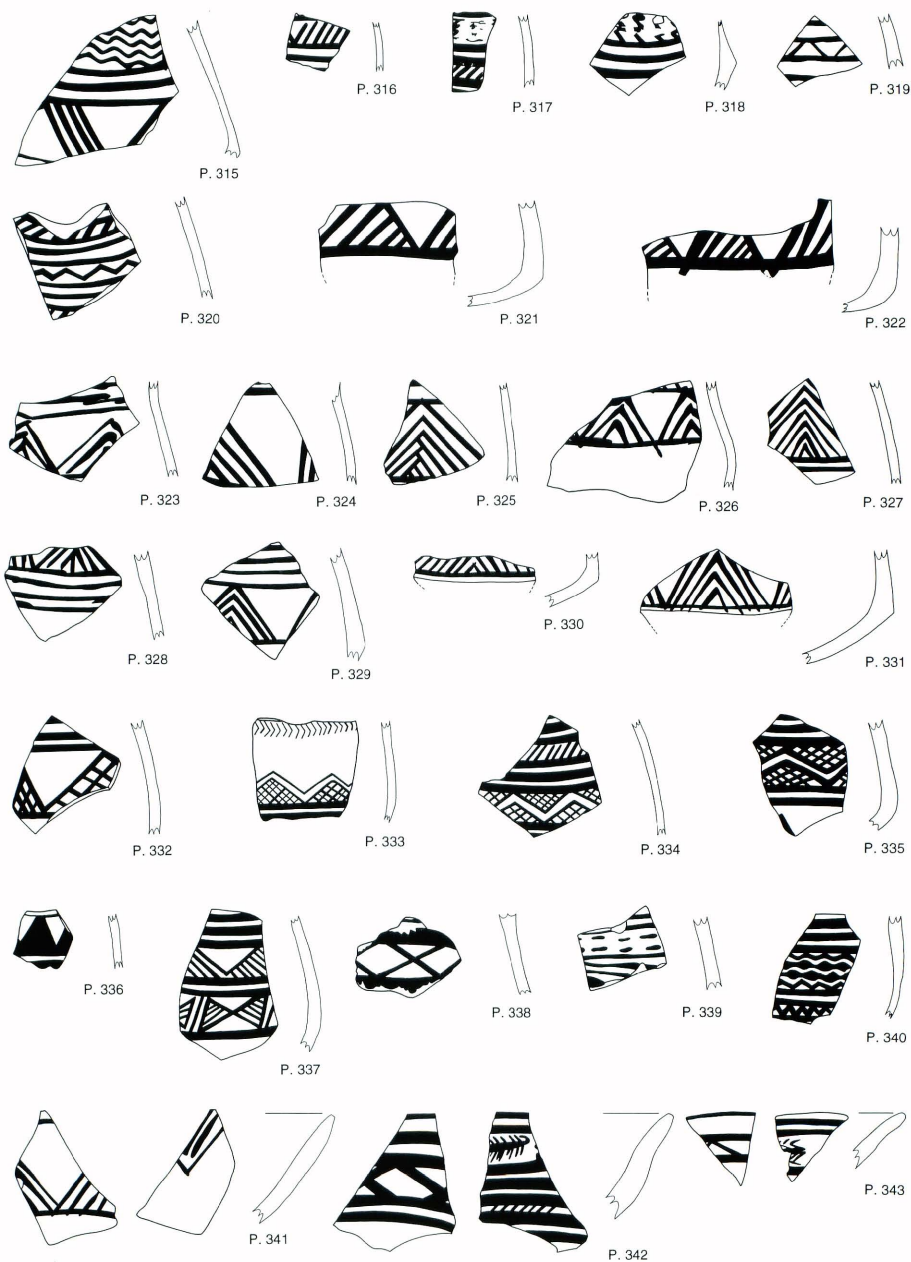


Fig. 28 Painted Pottery



0 5 10cm

Fig. 29 Painted Pottery




Fig. 30 Painted Pottery

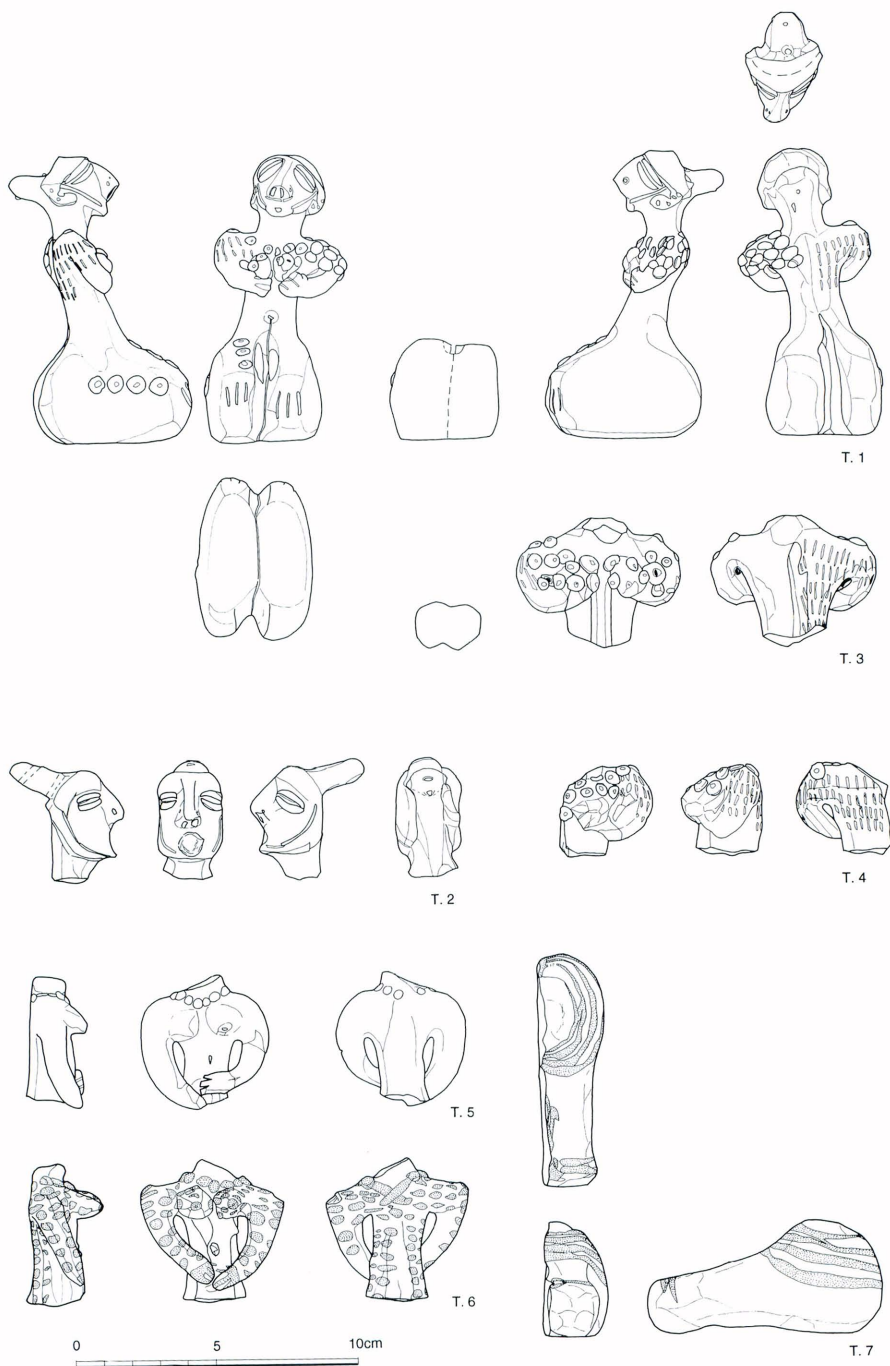


Fig. 31 Terra-Cotta objects




Fig. 32 Terra-Cotta objects

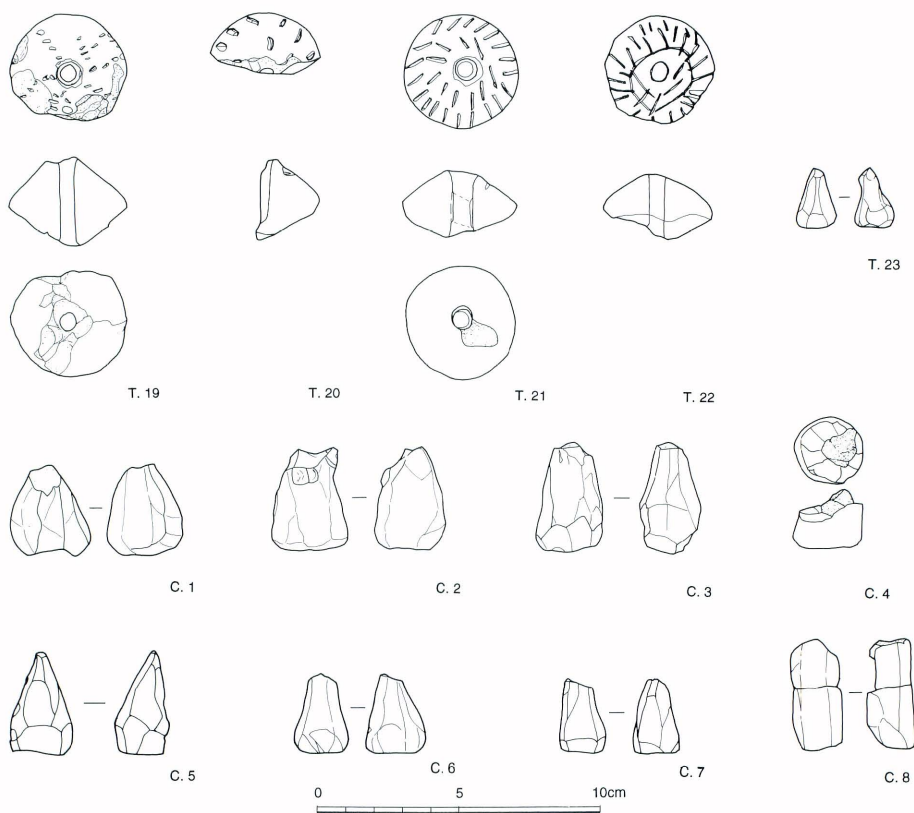



Fig. 33 Terra-Cotta and Clay objects



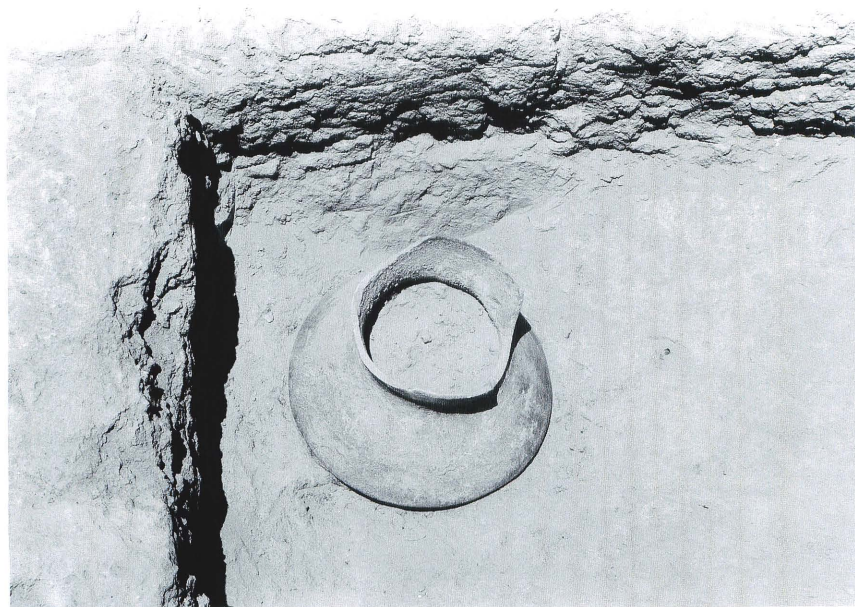
a. Female Figurine from Grave 247



b. Samarra Painted Pottery



a. Samarra Building (BLD9), Southern Area



b. Jar from Room 83, BLD9



a. Samarra Building (BLD1)



b. Dispersion of Samarra Remains on the Floor of Room 13, BLD1



a. Jar and Other Remains on the Floor of Room 13, BLD1



b. Female Figurine in Room 13, BLD1




a. Samarra Building (BLD2)




b. Hearth Found between BLD2 and BLD3



a. BLD1 and BLD2 (below)




b. Samarra Pottery in Room 2 , BLD2



a. Samarra Building (BLD3)



b. Samarra Building (BLD4), Convergence of Pebbles at the Corner of Room 35



a. Samarra Building (BLD5)




b. BLD4 (this side) and BLD5



a. Perimeter Wall and Samarra Building (BLD7, right side)




b. Perimeter Wall and Samarra Building (BLD6, upper right)






P. 17



P. 17



P. 19



P. 22



P. 27



P. 25



P. 26



P. 21



P. 23



P. 31







P. 26



P. 32




P. 24






P. 46




P. 52



P. 54



P. 58



P. 18




P. 7




P. 47



P. 53



P. 16




P. 66




P. 69




P. 15




P. 76



P. 67




P. 87




P. 64



P. 84




P. 71




P. 78




P. 85



P. 96




P. 86




P. 93




P. 89




P. 90




P. 119




P. 102




P. 105




P. 116




P. 111



P. 106




P. 108




P. 110




P. 118



P. 99




P. 115



P. 125




P. 127



P. 134

Incised Pottery



Incised Pottery and Coarse Pottery




P. 174



P. 173



P. 182



P. 175




P. 177




P. 178

Painted Pottery




P. 181



P. 197




P. 202



P. 186




P. 188




P. 185



P. 188



P. 184



P. 190



P. 204



P. 226




P. 186




P. 209




P. 211




P. 13



Painted Pottery



P. 195




P. 219



P. 277



P. 228



P. 230



P. 232



P. 240




P. 240






P. 236




P. 244



P. 246

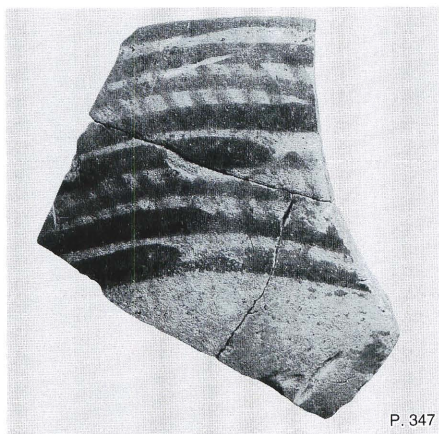




P. 271



P. 311




P. 347



P. 347



P. 358




P. 358



P. 77



P. 343




P. 346



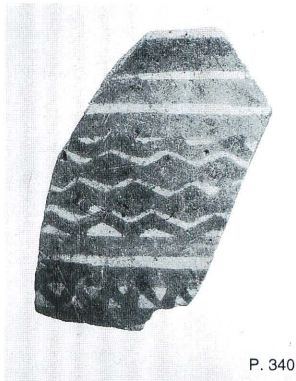
P. 344



P. 335



P. 344




P. 340

Painted Pottery




P. 276



P. 354



P. 345




P. 357



P. 337



P. 259





P. 335



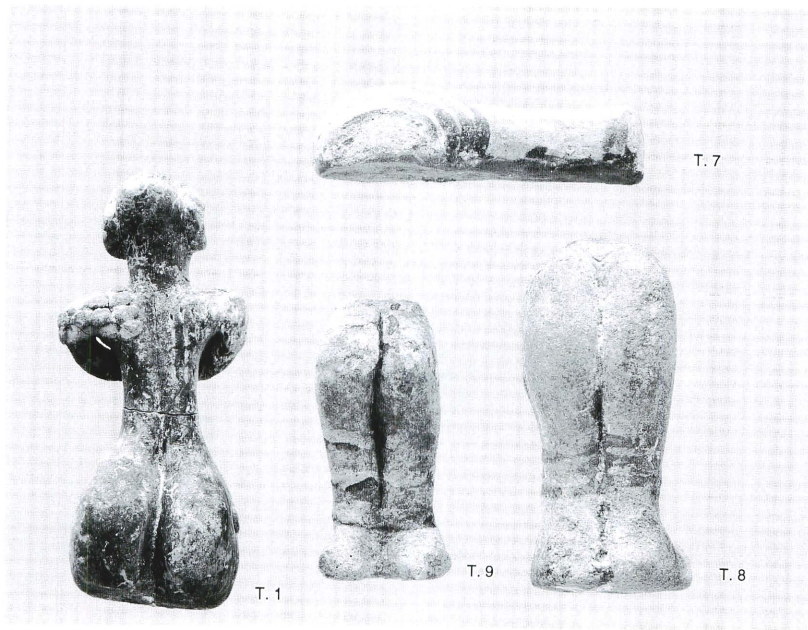
P. 348



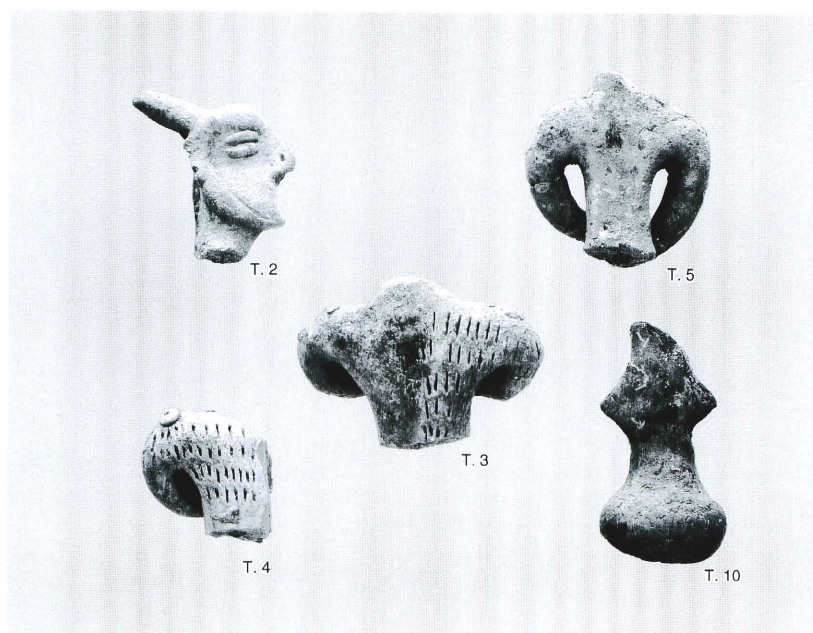
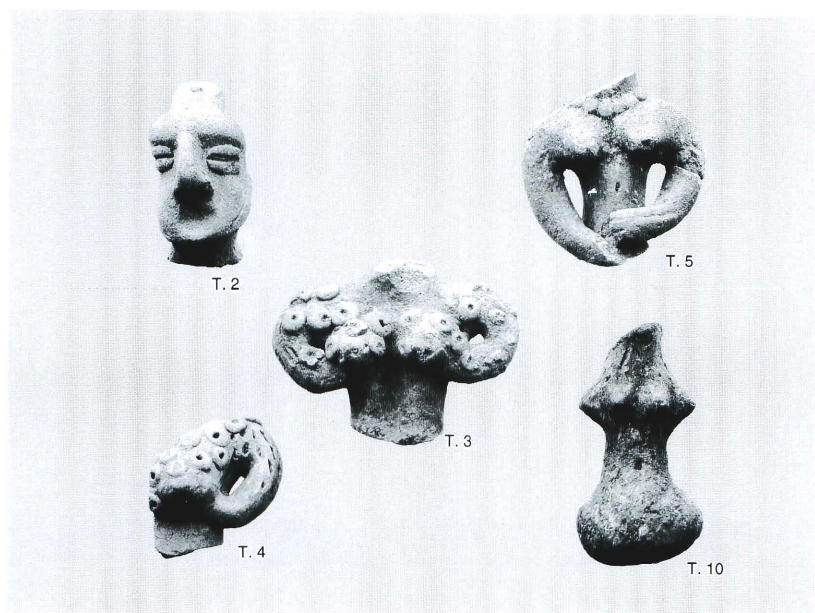
P. 339



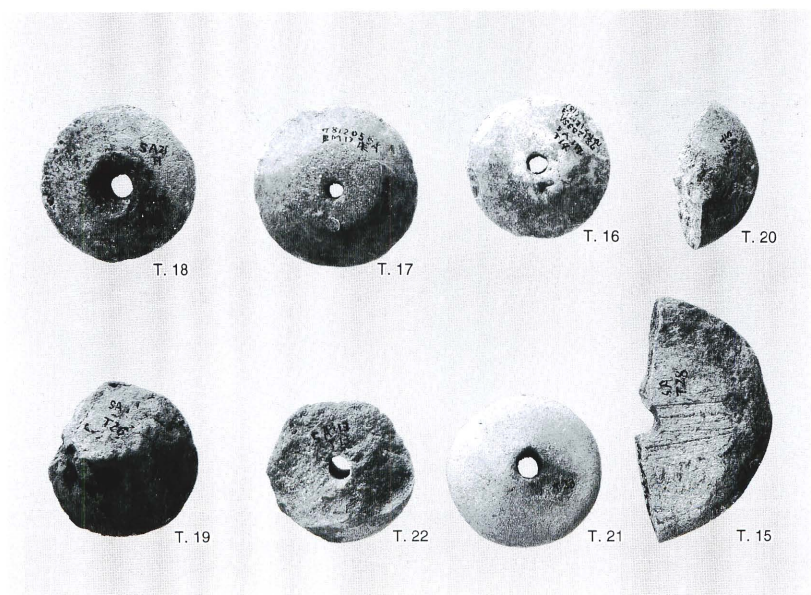

Female Figurines




Female Figurines



Female Figurines



Spindle Whorls



Long Cones and Clay bullets

X-ray fluorescence Analysis of the Pottery Fragments Excavated at Tell-Songor A, Tell-Songor B, Tell-Songor C and Tell-Gubba.

Akihiko Mochizuki*

Introduction

X-ray fluorescence analysis is an excellent analytical method for archaeological objects. It is a non-destructive method, so samples are not damaged during preparation or measurement. Measuring time is short and many samples can be analyzed because multiple elements can be measured at the same time under energy dispersive mode with Si (Li) detector. The measuring technique is simple enough that untrained person can easily use it after short training. X-ray fluorescence analysis (XRF) has been employed for the analysis of archaeological artifacts because of these advantages.

In this study, the pottery fragments excavated at Tell-Songor A, Tell-Songor B, Tell-Songor C and Tell Gubba in Iraq were analyzed using XRF analysis as well as principal components analysis and cluster analysis based on the obtained XRF data.

Experimental

Analyzed samples were from four archaeological sites in Iraq, Tell-Songor A, Tell-Songor B, Tell-Songor C and Tell-Gubba. These samples are listed in Table 1. Pottery was cracked and the fresh section was measured in order to avoid the influence of weathering. Samples were measured after 15 minutes of ultrasonic cleaning.

Measurements were made by energy dispersive XRF analysis with Si (Li) detector. The sample was set on a sample holder and was excited by RhK α X-ray in a vacuum. Every peak was assigned to the characteristic X-rays of a particular element after 500 seconds of measurement. Then, weight percentage of each element was calculated by fundamental parameter (FP) method using JG-1a as a standard sample.

Results and consideration

Pottery was cracked and the fresh section was measured, for it has hand-painted designs on its surface and the composition of the surface has changed during long term storage in the earth soil. Therefore, it thought that the center of the clay body has more similar composition to original clay than its surface. Three points of the same fragment, the right side, the reverse side and the center section were analyzed to clarify the difference in the composition between surface and center.

The detected elements by XRF analysis were aluminum (Al), silicon (Si), potassium (K), calcium (Ca), titanium (Ti), manganese (Mn), iron (Fe), rubidium (Rb), strontium (Sr), yttrium (Y) and zirconium (Zr). The results calculated by FP method are given in Table 1.

1) Body clay (IQ01~IQ76)

The analysis of body clay was carried out by measuring the center section of pottery. Fig.1 shows the plots of standardized wt% data of the elements that have correlation to one another. The standardized wt% data of these seven elements were also treated statistically by principal components analysis and cluster analysis (Ward's method) and the results are given in Fig.2 and Fig.3. The data of the pottery excavated at Fustat in Egypt are also shown in Fig.2 and Fig.3.

* assistant professor, Numazu College of Technology

Most samples fall into the same category from Fig.2, but it seems to be some deviations in this category. This category may be divided into two groups, one includes Songor A, Songor B and Songor C and the other Songor A and Gubba. These two groups are called group A or group B, respectively. Though the difference is so small between these two groups, this assumption also agrees with the dendrogram of cluster analysis (Fig. 3). There are some samples that can't be classified into these groups. The samples from Fustat in Egypt classified into different group from these two groups. IQ11 contains a lot of calcium that may come from the slip of the surface.

2) Surface of pottery

Some pigments were painted on the surface of the right side of pottery. The color of these pigments black, reddish brown or white. These pigments were also measured by XRF analysis but the calculated wt% doesn't represent exact composition of pigments, because both pigments and the body clay were analyzed simultaneously.

The surface with black or reddish brown pigments has more iron content than its center section. Therefore these colors were probably caused by iron. Some samples showed sulfur spectrum as well as calcium spectra that indicates gypsum as white pigment. The white pigment showed only calcium spectra are probably calcite.

Table 1 Analytical result (weight % calculated by FP method)

sample No.	Al2O3	SiO2	K2O	CaO	TiO2	MnO	Fe2O3	Rb2O	StrO	Y2O3	ZrO2
IQ01	7.97	54.56	3.97	19.85	1.25	0.23	12.01	0.014	0.09	0.003	0.037
IQ01A	5.18	38.48	3.00	33.28	1.28	0.35	18.22	0.016	0.14	0.003	0.059
IQ01B	9.73	55.97	3.12	16.73	1.39	0.19	12.71	0.011	0.10	0.006	0.037
IQ02	9.97	52.30	3.03	22.05	0.95	0.17	11.40	0.004	0.10	0.002	0.023
IQ02A	6.02	40.24	2.64	33.76	1.14	0.62	15.35	0.007	0.18	0.004	0.042
IQ02B	10.19	52.75	2.53	19.13	1.32	0.31	13.60	0.006	0.01	0.003	0.033
IQ03	6.75	47.05	4.16	20.57	1.88	0.30	19.06	0.017	0.15	0.005	0.061
IQ04	7.03	38.83	3.92	36.05	1.05	0.25	12.69	0.013	0.13	0.003	0.037
IQ05	10.29	54.23	4.35	16.50	1.35	0.26	12.90	0.012	0.07	0.002	0.030
IQ05A	8.47	47.04	7.99	19.34	1.57	0.36	15.10	0.016	0.08	0.003	0.041
IQ06	9.89	52.00	3.31	21.12	1.31	0.18	12.07	0.011	0.08	0.002	0.027
IQ06A	10.47	56.05	3.97	15.99	1.32	0.25	11.83	0.007	0.08	0.001	0.026
IQ07	8.46	45.89	3.06	28.59	1.04	0.18	12.56	0.013	0.19	0.001	0.024
IQ07A	9.00	46.88	4.89	22.23	1.04	0.15	15.55	0.006	0.23	0.002	0.022
IQ08	10.69	54.58	4.66	15.12	1.44	0.32	13.69	0.009	0.08	0.004	0.036
IQ09	10.18	52.25	3.54	20.40	1.26	0.19	12.03	0.012	0.10	0.002	0.034
IQ10	6.89	48.45	2.40	30.12	0.86	0.17	10.90	0.011	0.17	0.003	0.029
IQ11	7.47	40.16	3.04	35.10	1.14	0.21	11.87	0.005	0.96	0.003	0.032
IQ11A	7.86	37.80	3.66	28.57	1.51	0.20	13.23	0.044	7.10	0.017	0.000
IQ12	5.14	36.58	2.82	39.51	1.38	0.25	13.99	0.001	0.29	0.002	0.040
IQ12A	7.98	47.20	5.36	24.81	1.44	0.32	12.67	0.001	0.18	0.003	0.030
IQ13	10.20	60.53	3.75	11.97	1.10	0.23	11.37	0.010	0.05	0.002	0.031
IQ13A	8.87	48.69	5.33	19.86	1.38	0.50	15.22	0.017	0.08	0.001	0.049
IQ13B	12.45	58.38	5.60	9.18	1.44	0.35	12.40	0.013	0.03	0.002	0.035
IQ14	10.67	50.25	2.48	22.36	1.18	0.19	12.73	0.002	0.10	0.003	0.032
IQ15	9.39	53.38	2.76	20.12	1.16	0.22	12.82	0.011	0.11	0.001	0.034
IQ16	9.41	51.65	3.29	21.45	1.29	0.22	12.53	0.010	0.11	0.001	0.035
IQ16A	4.63	42.15	4.06	28.82	1.66	0.31	15.16	0.014	0.16	0.004	0.044
IQ17	10.38	55.24	2.80	16.32	1.43	0.24	13.46	0.004	0.09	0.003	0.031
IQ17A	10.04	51.04	3.81	19.00	1.65	0.63	13.67	0.012	0.10	0.006	0.042
IQ18	9.99	49.75	3.08	22.71	1.48	0.23	12.62	0.015	0.09	0.001	0.034
IQ18A	10.92	54.88	5.18	13.17	1.14	0.20	13.58	0.014	0.09	0.003	0.035
IQ19	8.42	48.13	3.80	24.86	1.20	0.20	13.06	0.012	0.27	0.004	0.037
IQ19A	9.46	47.93	5.42	24.06	1.46	0.28	11.15	0.012	0.19	0.002	0.031
IQ20	11.33	54.59	3.57	16.67	1.30	0.28	12.16	0.010	0.07	0.002	0.030
IQ21	9.68	50.57	3.65	21.33	1.34	0.19	13.07	0.018	0.11	0.000	0.034
IQ21A	10.90	52.97	6.29	15.09	1.69	0.46	12.44	0.014	0.11	0.003	0.032
IQ22	8.79	47.16	3.75	27.33	1.23	0.20	11.39	0.009	0.12	0.001	0.028
IQ22A	7.94	39.99	4.02	32.58	1.23	0.49	13.50	0.013	0.19	0.003	0.037
IQ23	10.18	54.76	3.59	17.58	1.44	0.22	12.11	0.011	0.08	0.002	0.031
IQ23A	11.30	35.65	3.97	16.58	1.56	0.38	12.45	0.010	0.08	0.002	0.034
IQ24	8.51	49.90	3.13	23.92	1.24	0.21	12.92	0.011	0.13	0.002	0.040
IQ25	9.04	45.26	3.05	26.89	1.18	0.13	10.29	0.009	0.13	0.000	0.019
IQ26	8.85	46.51	3.63	27.71	1.03	0.18	11.70	0.012	0.02	0.002	0.028
IQ27	9.68	51.12	2.68	23.30	1.32	0.59	11.19	0.012	0.09	0.001	0.024
IQ28	8.71	42.49	3.68	32.18	1.10	0.17	11.47	0.010	0.16	0.002	0.030
IQ28A	10.94	52.45	6.40	17.47	1.42	0.42	10.68	0.013	0.19	0.002	0.026
IQ29	8.76	48.06	3.80	26.18	1.19	0.18	11.65	0.009	0.14	0.002	0.029
IQ29A	11.59	57.57	4.95	10.02	1.51	1.36	12.87	0.008	0.10	0.001	0.025
IQ30	10.66	50.46	2.83	23.90	1.20	0.02	10.63	0.010	0.08	0.002	0.029
IQ30A	11.78	52.11	6.56	15.30	1.72	0.26	12.12	0.009	0.10	0.004	0.031
IQ31	8.46	50.00	3.25	24.76	1.33	0.21	11.86	0.010	0.09	0.001	0.033
IQ31A	11.58	58.32	4.78	11.07	1.85	0.26	12.03	0.010	0.08	0.002	0.034
IQ32	11.05	51.10	3.23	21.29	1.22	0.20	11.80	0.011	0.07	0.002	0.023
IQ32A	9.23	48.73	3.49	22.62	1.44	0.41	13.94	0.013	0.09	0.003	0.038
IQ33	7.38	41.22	3.00	35.78	1.14	0.21	11.09	0.010	0.14	0.001	0.025
IQ33A	11.33	56.67	3.80	14.72	1.75	0.19	11.35	0.009	0.17	0.001	0.026
IQ34	9.01	46.33	3.00	30.75	1.09	0.16	9.54	0.007	0.08	0.001	0.022
IQ34A	10.90	60.00	5.47	10.46	1.76	0.27	11.02	0.009	0.09	0.003	0.026
IQ35	8.95	48.20	0.90	27.22	1.22	0.18	13.20	0.001	0.10	0.001	0.034
IQ35A	9.36	49.76	1.05	25.48	1.18	0.17	12.89	0.001	0.08	0.001	0.031
IQ35B	7.41	44.88	1.35	30.03	1.18	0.20	14.80	0.002	0.12	0.001	0.035
IQ36	10.44	53.20	2.84	19.54	1.10	0.20	12.55	0.012	0.08	0.002	0.032
IQ36A	7.29	42.29	1.17	16.95	1.10	0.26	27.78	0.009	0.11	0.004	0.043
IQ37	8.89	53.07	1.60	22.46	1.10	0.22	12.51	0.003	0.12	0.003	0.031
IQ37A	7.57	47.32	0.60	24.08	1.04	0.14	19.09	0.002	0.13	0.003	0.035
IQ37B	8.81	51.57	1.59	23.22	1.40	0.19	13.04	0.004	0.14	0.003	0.034
IQ38	10.29	53.04	3.16	18.72	1.23	0.21	13.24	0.012	0.08	0.001	0.030
IQ38A	10.76	54.03	3.27	16.55	1.31	0.49	13.47	0.010	0.08	0.003	0.034
IQ39	11.23	53.53	1.99	20.45	1.13	0.27	11.28	0.006	0.09	0.001	0.026
IQ39A	7.53	49.64	1.32	17.83	0.78	0.33	22.42	0.005	0.11	0.004	0.036
IQ39B	9.95	50.98	2.34	22.16	1.32	0.17	12.91	0.007	0.13	0.001	0.035
IQ40	6.72	44.31	2.64	27.26	1.38	0.28	17.17	0.008	0.17	0.006	0.057
IQ40A	5.31	42.30	1.35	20.73	0.87	0.27	29.01	0.008	0.12	0.004	0.045
IQ40B	9.95	58.97	2.83	15.04	1.15	0.16	11.74	0.006	0.12	0.004	0.033
IQ41	9.56	53.39	1.94	21.08	1.12	0.23	12.58	0.007	0.08	0.001	0.029
IQ41A	4.97	32.67	0.86	41.64	0.57	0.16	18.93	0.002	0.15	0.005	0.038
IQ42	10.28	59.51	3.39	15.66	1.22	0.23	12.61	0.009	0.07	0.002	0.030
IQ42A	9.50	56.14	2.82	15.08	1.55	0.25	14.54	0.014	0.07	0.001	0.035
IQ42B	10.00	51.65	3.48	19.47	1.31	0.28	13.66	0.011	0.08	0.002	0.033
IQ43	8.89	50.53	3.33	21.17	1.26	0.28	14.37	0.002	0.12	0.003	0.049

sample No.	Al ₂ O ₃	SiO ₂	K ₂ O	CaO	TiO ₂	MnO	Fe ₂ O ₃	Rb ₂ O	SrO	Y ₂ O ₃	ZrO ₂
IQ43A	9.29	54.79	3.23	16.13	1.07	0.40	14.98	0.001	0.08	0.001	0.037
IQ44	10.19	52.77	1.53	21.37	1.01	0.24	12.80	0.005	0.07	0.002	0.025
IQ44A	14.79	80.97	0.48	1.69	0.05	0.01	2.01	0.000	0.00	0.000	0.001
IQ44B	9.89	51.73	1.56	22.37	1.01	0.24	13.09	0.006	0.08	0.001	0.030
IQ45	9.14	55.08	2.95	19.65	1.22	0.15	11.67	0.008	0.08	0.001	0.046
IQ45A	4.28	38.69	1.68	15.74	0.56	0.18	38.70	0.002	0.10	0.005	0.057
IQ46	8.75	53.57	4.02	19.57	1.23	0.21	12.57	0.007	0.06	0.003	0.028
IQ46A	6.70	48.43	4.29	20.64	1.69	0.56	17.53	0.018	0.09	0.005	0.051
IQ46B	10.12	59.66	4.90	8.99	1.50	0.36	14.34	0.012	0.06	0.001	0.038
IQ47	11.04	51.61	3.75	19.05	1.21	0.26	12.97	0.011	0.09	0.003	0.029
IQ47A	9.24	52.07	4.29	17.70	2.07	0.46	14.04	0.010	0.09	0.025	0.031
IQ48	7.95	42.35	3.66	33.97	0.90	0.19	10.80	0.012	0.14	0.004	0.031
IQ48A	4.44	30.42	2.84	44.05	0.52	0.16	17.34	0.006	0.18	0.002	0.038
IQ48B	5.59	38.64	2.46	43.50	0.69	0.12	8.80	0.013	0.17	0.003	0.027
IQ49	8.99	42.43	3.61	32.49	1.11	0.15	11.06	0.009	0.13	0.003	0.027
IQ49A	4.96	31.65	3.56	46.48	1.03	0.17	11.96	0.009	0.15	0.004	0.034
IQ50	7.73	42.51	3.26	32.05	0.97	0.18	13.06	0.011	0.21	0.003	0.029
IQ50A	3.95	30.00	1.44	50.13	0.72	0.23	13.28	0.005	0.21	0.003	0.041
IQ51	7.82	49.93	3.72	27.75	0.88	0.18	9.60	0.010	0.08	0.003	0.026
IQ51A	6.76	44.54	4.85	24.15	0.87	0.22	18.45	0.011	0.12	0.003	0.040
IQ51B	9.05	51.72	4.42	22.39	0.98	0.37	10.96	0.010	0.14	0.002	0.023
IQ52	9.35	48.06	3.70	26.60	1.04	0.17	10.91	0.001	0.15	0.002	0.025
IQ52A	9.12	44.97	3.76	30.02	1.11	0.27	10.46	0.002	0.27	0.002	0.026
IQ53	8.01	50.31	2.47	26.04	1.18	0.18	11.65	0.012	0.11	0.002	0.024
IQ53A	7.96	49.84	1.70	27.32	1.09	0.23	11.69	0.005	0.14	0.002	0.028
IQ54	6.75	39.67	3.12	38.96	0.79	0.43	10.06	0.011	0.20	0.001	0.027
IQ55	7.62	45.38	3.93	31.01	0.96	0.18	10.76	0.012	0.02	0.002	0.030
IQ55A	5.95	43.43	2.86	35.01	0.79	0.34	11.43	0.010	0.15	0.002	0.036
IQ55B	5.40	37.40	3.73	40.95	0.80	0.39	11.13	0.015	0.15	0.001	0.034
IQ56	9.80	49.99	3.50	23.68	1.18	0.24	11.49	0.013	0.09	0.001	0.028
IQ56A	9.83	56.92	4.34	15.66	1.42	0.33	11.36	0.010	0.09	0.003	0.027
IQ57	7.22	45.14	4.27	31.89	0.89	0.19	10.22	0.011	0.15	0.002	0.022
IQ57A	8.34	53.84	6.33	19.31	0.91	0.21	10.78	0.008	0.18	0.002	0.024
IQ57B	10.38	57.65	5.23	15.01	1.24	0.20	10.14	0.009	0.11	0.001	0.023
IQ58	7.29	42.34	3.34	33.12	1.02	0.18	12.41	0.007	0.28	0.001	0.023
IQ58A	9.34	47.90	6.66	21.10	1.28	0.41	13.10	0.017	0.17	0.002	0.036
IQ59	8.69	47.79	2.37	28.31	1.23	0.16	11.32	0.001	0.10	0.003	0.035
IQ59A	7.24	44.50	4.05	29.20	1.23	0.21	13.42	0.004	0.11	0.003	0.042
IQ60	7.86	43.96	4.32	30.37	1.08	0.17	11.92	0.012	0.26	0.004	0.040
IQ60A	6.32	33.90	2.84	54.37	0.80	0.17	10.30	0.009	0.25	0.000	0.033
IQ61	10.21	50.76	2.34	23.57	1.10	0.20	11.67	0.008	0.12	0.002	0.020
IQ62	7.06	47.95	1.90	29.82	1.05	0.20	11.78	0.009	0.20	0.002	0.028
IQ62A	9.06	51.10	1.27	25.26	0.98	0.21	11.89	0.004	0.20	0.003	0.031
IQ62B	10.54	51.94	0.90	24.57	1.14	0.24	10.49	0.008	0.15	0.004	0.029
IQ63	6.56	39.05	3.98	38.27	0.97	0.21	10.77	0.006	0.15	0.004	0.037
IQ63A	9.84	49.49	4.25	23.59	1.27	0.25	11.14	0.007	0.13	0.003	0.034
IQ64	8.40	44.43	4.49	30.00	1.09	0.17	11.22	0.010	0.17	0.002	0.024
IQ64A	1.99	20.87	2.93	62.58	0.44	0.54	10.30	0.014	0.29	0.004	0.040
IQ65	7.59	45.91	3.98	31.58	1.03	0.15	9.63	0.007	0.11	0.004	0.028
IQ65A	3.14	21.07	2.47	66.23	0.30	0.21	6.35	0.006	0.21	0.002	0.027
IQ66	7.56	45.97	2.57	30.98	0.99	0.20	11.57	0.011	0.12	0.002	0.032
IQ66A	5.33	48.27	2.74	32.94	0.62	0.21	9.72	0.007	0.13	0.001	0.033
IQ66B	10.49	53.39	3.10	20.56	1.21	0.20	11.10	0.012	0.10	0.003	0.027
IQ67	8.35	52.79	5.32	18.79	1.14	0.26	13.22	0.013	0.08	0.003	0.035
IQ67A	8.10	46.13	0.07	26.45	0.99	0.31	13.82	0.002	0.10	0.001	0.031
IQ67B	9.13	54.39	4.07	16.16	1.27	0.24	13.98	0.015	0.08	0.003	0.035
IQ68	6.60	44.21	3.61	31.13	1.13	0.23	12.86	0.014	0.17	0.003	0.042
IQ68A	1.67	15.48	2.08	70.70	0.24	0.25	9.19	0.010	0.34	0.005	0.031
IQ68B	7.36	44.84	3.79	31.44	1.07	0.40	10.92	0.011	0.13	0.003	0.032
IQ70	8.78	47.17	3.61	29.06	0.95	0.14	10.15	0.008	0.12	0.002	0.029
IQ70A	0.50	8.28	1.14	86.80	0.00	0.05	3.04	0.008	0.14	0.002	0.028
IQ70B	3.12	23.73	2.33	61.77	0.53	0.14	8.17	0.011	0.18	0.000	0.028
IQ71	6.80	45.81	3.25	32.07	0.96	0.15	10.77	0.011	0.15	0.001	0.037
IQ71A	5.43	38.24	3.18	39.76	0.95	0.17	12.04	0.009	0.18	0.002	0.042
IQ71B	7.64	44.91	3.47	31.60	1.10	0.22	10.90	0.014	0.13	0.002	0.032
IQ72	8.41	45.19	3.74	31.31	0.88	0.20	10.12	0.012	0.11	0.002	0.026
IQ72A	0.26	14.53	0.80	74.78	0.02	0.05	9.19	0.026	0.28	0.002	0.066
IQ73	10.32	50.14	1.58	21.04	1.42	0.37	14.89	0.011	0.19	0.004	0.041
IQ73A	6.01	42.16	1.07	32.75	1.29	0.28	16.13	0.005	0.27	0.004	0.046
IQ74	10.98	51.60	0.94	18.38	2.43	0.28	14.93	0.011	0.40	0.002	0.037
IQ74A	8.30	55.35	0.96	21.34	1.14	0.21	12.55	0.005	0.11	0.003	0.037
IQ75	9.55	44.50	4.05	28.39	1.15	0.23	11.96	0.011	0.13	0.003	0.028
IQ75A	9.68	48.35	2.53	25.55	1.25	0.34	12.19	0.007	0.08	0.002	0.029
IQ76	7.60	38.96	4.34	35.89	1.16	0.20	11.18	0.011	0.14	0.003	0.039

sample No.:center section

sample No.+A:right side

sample No.+B:reverse side

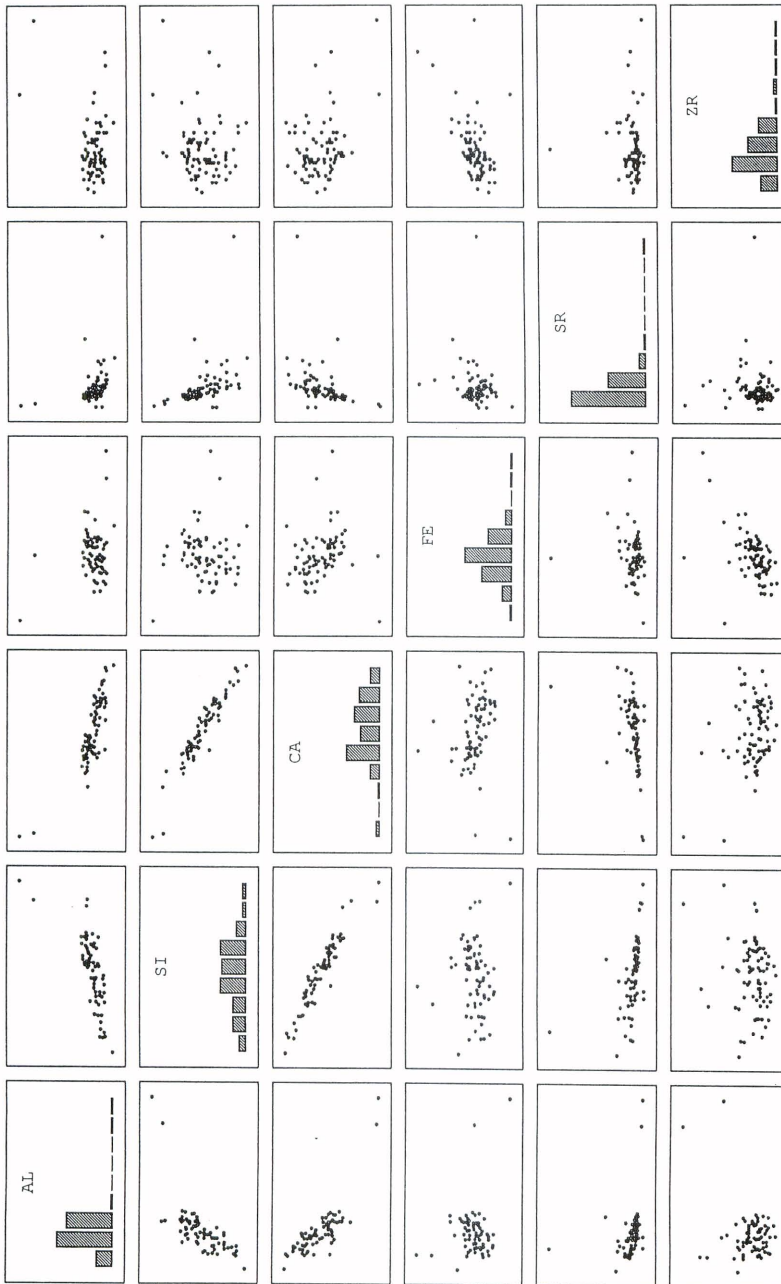


Fig.1 Correlations of the wt % of analyzed elements.

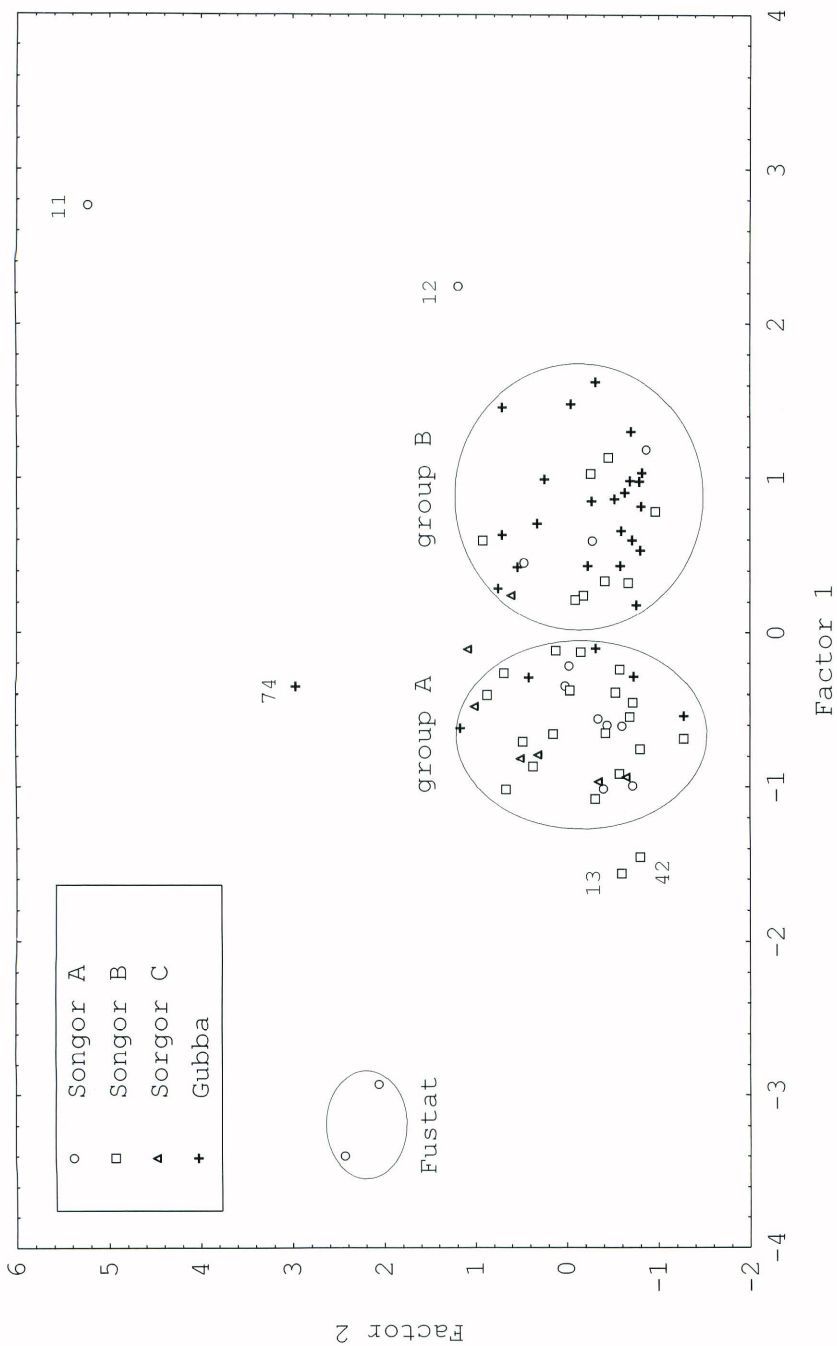


Fig.2 Principal component analysis (Al,Si,K,Ca,Fe,Rb,Sr,Zr)

『ラーフィダーン』編集方針

本誌は学術の進展に寄与するため、所外の投稿希望者にも広く誌面を開放しています。投稿資格は問いません。を原則とし、原稿の採否と掲載方法については編集委員会が決定します。

投稿規定

1. 古代西アジアの研究及び関連諸分野の研究を掲載対象とします。
 2. 論文、報告、書評、翻訳、研究ノートなど、原稿の種類と長短を問いません。ただし未発表のものに限ります。翻訳に関しては、予め原著者との合意を必要とします。
 3. 用語は日本語または英語を原則とします。他の言語で投稿を希望する方はあらかじめ編集委員に相談してください。
 4. 投稿原稿はすべて署名原稿としてあつかい、著作権は当研究所に属するものとします。
 5. 引用文献、参考文献はかならず明記してください。
 6. 注および引用は、論旨をすすめる上でどうしても必要なものに限ります。
 7. 投稿原稿は返却しません。
 8. 他言語のレジメを同時に掲載する場合は、投稿者において作成の上、原稿とともに送ってください。
 9. 目次は番号と欧両言語で掲載しますので、日本語の論題には英訳を、欧文の論題には日本語訳を合せて記載してください。
 10. 掲載となっても原稿料はさしあげません。刊行後に本誌2部と別刷り50部までを無料でお送りします。1原稿の執筆者が複数の場合、本誌は各人に2部ずつ、別刷りは25部ずつとします。
 11. 投稿は随時受け付けますが、その年の巻の締切は7月末日とします。
 12. 原稿の送付先、連絡先は次のとおりです。
〒195 東京都町田市広袴 844
国士舘大学イラク古代文化研究所
「ラーフィダーン」編集委員会
電 話：0427-36-2343
FAX：0427-36-5482
- 執筆要項（日本語の場合）
1. 原稿は横書きとし、原稿用紙に青または黒のペン書き、もしくはワープロ印字とする。本誌専用の900字原稿用紙（50字18行）を準備しておりますのでご注文ください。
 2. 原稿の第1ページ（表紙）には、論題（タイトル）および著者の住所、氏名、所属だけを記し、論題の英訳をかならず併記すること。
 3. 特殊な場合を除き、原稿中の数字は算用数字を用いる。年号は西暦を原則とする。
 4. 挿図および表は、一図一表ごとに別紙に描いた上で一括する。刷り上がり寸法を指定する場合は、なるべく本文版面（約23.5×16 cm）の大きさ以内とする。やむをえず折込とする場合は左側が綴じしろになります。図、表それぞれに通し番号を付し、かならず見出し文を記すこと。本文欄外にそれぞれの挿入位置を指定してください。
 5. 図原稿はインキングを済ませ、カバーをかけること。図中の文字や記号は原則として印刷所で貼込みますので、確実な方法で指定してください。
 6. 写真は、刷り上がり寸法より大きめの鮮明な紙焼きを送ってください。そのほかの要領は上記第4項に準じてください。カラー写真の掲載を希望する場合は編集者と相談してください。
 7. 注記は本文と切りはなして番号順に別紙に一括し、その番号を本文中の該当箇所に明示する。
 8. 本文中に引用文献を指示するときは、大括弧の中に、著者名、刊行年次、引用ページの順序で記載する。
例）〔松井 1960: 30-135〕
〔大岡 1987: fig. 12; Naharagha 1981: 45ff〕
ただし同一著者による同年刊行物が複数ある場合は、年次にアルファベットを付して区別すること。
 9. 引用文献のリストも別紙にまとめてください。記載要領は下記のとおり。
(1) 文献の配列は、著者名のアルファベット順とし、日本人やアラブ人などの名もラテン字で表記したと仮定して順序を決める。
(2) 文献の記載は著者名、年号、論題、誌名、巻、号、発行者（地）の順、もしくは著者名、年号、書名、発行者の順で配列する。書名、雑誌名は下線をほどこすなどして明示すること。
 10. 原稿の印刷に関しては、原則として初校のみを著者校正とします。

“AL-RĀFIDĀN” EDITORIAL POLICY

This journal is of an annual issue, designed to cover various studies of ancient Western Asia. It is an institute journal, but any external contributor will be welcome. The adoption of article shall be left to the discretion of the editorial board.

Notes to contributors

1. The papers handled include unpublished theses, reports, book reviews, translations, brief notes, etc. All articles must be written in either Japanese or English in principle.
2. For translated articles, the contributor should make themselves responsible for completing necessary procedures, such as copyright and permission to translate, with the original writer before their submission to the editorial board.
3. Contributors should clarify the literature cited in the article.
4. Notes and quotations should be limited to those indispensable to the discussion.
5. Any manuscript, together with photos, maps, figures, etc., submitted to the editorial board shall not be returned.
6. If a resume in any language needs to be printed, please send it with manuscript.
7. Tables of contents in every volume will be presented in both Japanese and English. Contributors are required to submit the papers with the title translated into Japanese, otherwise please trust it to the editorial board.
8. No payment shall be made for your manuscript. Two original copies of the journal and fifty offprints shall be distributed free of charge. If more offprints are necessary, contributors are requested to pay for their cost and postage.
9. The following is the address of the editorial board for correspondence:

AL-RĀFIDĀN Editorial Board,
The Institute for Cultural Studies of Ancient Iraq,
Kokushikan University,
844 Hirobakama, Machida, Tokyo, 195 Japan.
FAX: Japan-427-36-5482

Guideline to writing

1. The manuscript should be typed on one side only of A-4 size paper.
2. On the front page, to the exclusion of the text, the title of article should be written as well as the name, address and position of author(s).
3. Please be sure to prepare necessary drawings and tables on separate papers one by one (less than 23.5×16.0 cm each in size of completion of printing), with explanations and consecutive numbers respectively, and compile them aside from the text. In addition, designate on the margin of the text where each one should be inserted.
4. The drawings should be inked over, then covered. In general, photo typesetting of letters, numbers, etc. in illustrations will be done by the editorial board.
5. In principle, monochrome photographs, clearly printed larger than 12×8 cm, are acceptable, but not negative films. They shall also require explanations, consecutive numbers, etc., as mentioned in item 3.
6. Explanatory notes should be written on separate papers, each with a consecutive number to be given to the relevant sentence in the text.
7. In the text, specify the literature for reference as below; writer's name, publication year, and quoted pages are arranged in order, enclosed in brackets:
[Childe 1956: 30–32]
[Annahar 1943: 123; Agha 1946: pl. 15]
If those of the same writer are published in the same year, classify them by additional alphabet to the publication year.
8. Put all the references that have been quoted in the text and notes, and write them as follows: (1) The writers' names are to be listed in alphabetical order. The names of Japanese, Arabs, etc. must be arranged among the European names based on the supposition of their having been rewritten in Latin. (2) The writer's name, issue year, title, volume name, volume number, issue number and publisher's name (place) are to be filled in the references in regular sequence. The title of journals or independent publications should be specified, with underline or by the use of *Italic* letters.
9. As a rule, the first proofreading shall be done by the original author.

あとがき

ラーフィダーンの出版年月日は今後その年の3月31日出版となる。すなわち本巻16号は1995年3月31日であり、第15巻は1994年12月31日出版であった。

今年こそソングルの最終報告書出版と堅い決心で望んだが、思うように進まず、大学当局にも迷惑をかけた。ラーフィダーンとは別の出版も考えたが、内容的、経済的に単独には至らなかった。今後もソングルについて報告していきたい。またコンピューターを活用しての出版を試みましたが、執筆、編集、印刷の一貫した流れが必要であると痛感した。ただコンピューター利用の出版は図や写真の多い発掘報告書に適しており、技術的進歩に伴って今後大いに取り入れられるであろう。またCD-ROM出版も考えられる。(松本 健)

ラーフィダーン 第XVI巻 1995

1995年（平成7年）3月31日発行

編集 国士舘大学イラク古代文化研究所

発行

東京都町田市広袴町 844

印刷 株式会社東ブリ

東京都大田区新蒲田2-20-3

الرافدان
AL-RĀFIDĀN

JOURNAL OF WESTERN ASIATIC STUDIES

VOLUME XVI 1995

Excavations at Tell Songor B

Ken Matsumoto and Shoichi Yokoyama

Fourth Report on the Excavations at Tell Songor A

Hiroko Kamada and Tadahiko Ohtsu

X-ray Fluorescence Analysis of the Pottery Fragments Excavated at Tell Songor A,
Tell Songor B, Tell Songor C and Tell Gubba

Akihiko Mochizuki

THE INSTITUTE FOR CULTURAL STUDIES OF ANCIENT IRAQ
KOKUSHIKAN UNIVERSITY
TOKYO